

ELIJAH AND MT. CARMEL

BIBLE PASSAGE: 1 Kings 18:16–45

FOCUS VERSES: 1 Corinthians 8:6, Jeremiah 10:10a, Psalm 18:6, Jeremiah 29:12

Summary: Elijah told King Ahab to send the prophets of Baal to Mt. Carmel. Elijah asked the prophets to call on their god to send fire to burn up a sacrifice. They cried and prayed and danced, but nothing happened. Elijah prepared his altar and even drenched it with water. He prayed to God, and the Lord sent down fire, burning up the sacrifice and everything around it. God showed all of the people that He was the one true God.

MONTHLY Memory Verse

Great is the LORD, and greatly to be praised, and His greatness is unsearchable.

(PSALM 145:3)

BRITE Idea

The Lord is the one true God.

We will go deeper in God's truth by answering these questions:

HE → **WE** → **ME**

IS GOD REAL?
The God of the Bible is the one true God. He is real and He is holy.

DOES GOD HEAR US?
God is real, so we can trust He hears us when we call to Him anytime, anywhere.

HOW IS GOD INVITING ME TO RESPOND?
Kids will reflect and respond to the truth they learned about God.

©2026 Awana® Clubs International. This document may be reproduced only by churches registered with Awana.

Pray for each regular attendee by name. Pray for those who might visit your group for the first time. Pray specifically for kids who are typically overlooked by others. Pray that they would be made to feel special and valued. Also pray for kids who are typically doing the "overlooking." Ask God to show them other kids who need to feel valued. Pray that these kids would work to make others feel included and special.

Before Kids Arrive

- Go through your supply tub and make sure you have all the supplies you need for the morning. (we do sometimes make mistakes 😊)

Arrival

Kids will be with their parents for worship and be dismissed to meet you in the Bridge Kids Lobby. During the kids blessing, come to the Bridge Kids Lobby and get your Attendance Book.

Welcome kids and verify you have all kids listed in the book (and that all kids ARE listed in the book. Any kids not listed will need to be checked in by the Welcome Desk).

Big Group

When prompted, take your group to the Big Group Room. If any brought their Bibles, have them place their names on the slips of paper and place in the proper container.

Please sit with your few and help them be good listeners.

After Big Group

Welcome the kids to your group.

Ask: What was the best part of your week? What was the worst part of your week?

Ask: How did God use those experiences to grow you as a disciple of Jesus?

Ask: How can I pray for you (write them on the journal page).

Start With Prayer Requests – this builds relationship.

You will pray at the end of the service



Leader TRAINING

LEADER TRAINING TOPIC: PRAYER - BEING STILL

Today's kids are often overscheduled and constantly on the go. It is hard for them to grasp the discipline of being still and quiet. How are they ever to learn how to settle themselves and pray if they can't even be still?

- **Practice Still.** At the beginning of class or as a transition activity before the lesson, invite kids to find their own space in the room. Turn on some worship music and challenge kids to be still and quiet for one minute. As kids learn about stillness, you can extend this time to allow them to practice it further.
- **Return to Still.** After the lesson, take a moment to help kids return to a state of stillness and quietness as they reflect on what they learned. Invite kids to talk silently to God about things they understood, things they didn't understand and what they learned about Him.
- **Still Song:** Play a worship song and invite kids to sit still and listen for all the things they learn about God during the song.

NAVIGATING A BROKEN WORLD: PLURALISM

In a survey by Barna, 50 percent of adults indicated that they believe Muslims and Christians worship the same God.* Pluralism accepts that all religious beliefs can be true and coexist. Pluralism says that you can believe what you believe, and I can believe what I believe, and we can both be right. Kids in your group have likely been exposed to this messaging through social media, YouTube or the shows or movies they watch. Our world says there are many gods. Today's story can help kids understand that in a world that says any god is good enough, the Lord is the one true God. Be sensitive to kids who come from other backgrounds or who might have relatives who are of another religion. It is important that kids don't feel that you are being condescending or judgmental towards other faiths. Speak truth in love.

*For more resources on this topic, check out: britecurriculum.com/resources

ELEMENTARY GLOSSARY

Holy: set apart; perfect

Omnipotent: having unlimited power; stronger than anything

Pray: to talk to God anytime, anywhere about anything

Trust: confidence someone or something is reliable and will do what is expected

©2026 Awana® Clubs International. This document may be reproduced only by churches registered with Awana.

Small Group ROADMAP

1 BELONG
(10 MINUTES)

Goal: *For kids to experience God's love through a welcoming community*

DO YOU HEAR IT?

SUPPLIES: Sound effects playlist

OR

CANDY TOSS

SUPPLIES: Candy (several pieces per kid), 2 baskets, painter's tape

2 BELIEVE
(10 MINUTES)

Goal: *For kids to discover who God is by engaging with the Bible*

TRASH-KETBALL

SUPPLIES: Bibles, teaching slide, ball, garbage can

OR

ONE TRUE GOD WHEEL

SUPPLIES: Bibles, printable pages, brad fasteners (1 per kid), kid scissors (1 per kid), coloring supplies

3 DISCIPLESHIP DISCUSSION
(10 MINUTES)

Goal: *To engage kids in faith conversations that help them navigate a broken world with biblical wisdom*

4 BECOME
(10 MINUTES)

Goal: *For kids to learn to follow Jesus by applying faith to their lives*

PRAYER REVERSE CHARADES

SUPPLIES: Bibles, Take-Home page, writing supplies, printable pages, scissors, timer

OR

GOD HEARS US

SUPPLIES: Bibles, Take-Home page, writing supplies, tall, clear glass, food coloring, shaving cream, water, paper towels

©2026 Awana® Clubs International. This document may be reproduced only by churches registered with Awana.



TRASH-KETBALL

SUPPLIES:
Bibles, teaching slide, ball, garbage can

PREP:
Print or show the Memory Verse teaching slide.

INSTRUCTIONS:

1. *Lead kids to find Psalm 145:3 in their Bibles. Read it aloud together.*
2. **Discuss:** How did God show He is great and worthy on Mount Carmel? What did He do that no one else could do?
3. **Discuss:** Is God real?
4. **Say:** The God of the Bible is the one true God. He showed everyone that His greatness can't be measured or matched. He is real and He is holy.
5. **Say:** I will divide you into two teams. Each team will take turns saying the memory verse together before a player can try to make a basket.
6. **Say:** Once your team says the verse correctly, one player may shoot the ball into the garbage can. If the shot is made, your team earns a point. If the shot is missed, the next player tries but the team must say the verse again first. Teams will take turns saying the verse and attempting to make a basket. The team with the most points at the end wins!
7. *Say the verse together with the entire group.*
8. *Divide kids into two teams. Establish where kids have to stand when they throw the ball into the garbage can.*
9. *Start the game and cheer kids on. Help kids say the verse as needed.*
10. *Tally up points and declare a winning team.*

ACTIVITY WRAP-UP:

We know that God is the one true God! God showed on Mount Carmel that He is real, powerful and greater than anything else.

©2026 Awana® Clubs International. This document may be reproduced only by churches registered with Awana.

Discipleship DISCUSSION

HOW CAN I KNOW THIS IS TRUE?

Discuss: What would you think if you saw fire come down from heaven in answer to a prayer?

Say: The Bible tells how Elijah challenged the prophets of Baal on Mount Carmel, a real mountain in Israel that still overlooks the Mediterranean Sea. Archaeologists have found ancient stone altars and high places in Israel where people worshiped false gods like Baal. Inscriptions from nearby regions describe Baal as a storm and fire god, which explains why Elijah called for fire from heaven. Excavations and scientific studies also show periods of severe drought in Israel's history, matching the famine in Elijah's day. These discoveries confirm the setting and show Elijah was calling people back to the one true God.

Read 1 Kings 18:38 directly from the Bible: *Then the fire of the LORD fell and consumed the burnt offering and the wood and the stones and the dust, and licked up the water that was in the trench.*

BUT WHAT ABOUT ... PLURALISM?

Discuss: Have you ever heard of people who believe in different gods? What have you heard they might believe in?

Discuss: Some people say it doesn't matter what god you believe in, as long as you believe in something. What do you think about that?

Discuss: What do you think God has to say about that?

Say: In our world, there are many other religions in which people believe in other gods. Some religions, like Hinduism, believe in multiple gods. The Bible is very clear that there is one true God. God has created one way for us to have a relationship with Him, and that is through His Son, Jesus. John 14:6 says: *Jesus said to him, "I am the way, and the truth, and the life. No one comes to the Father except through Me."* We should always be respectful and kind to people, even if they believe differently than we do. But that doesn't mean all beliefs are the same. When we have the chance, we should share with others the truth of who the real God is and how much He loves them.

©2026 Awana® Clubs International. This document may be reproduced only by churches registered with Awana.



GOD HEARS US

SUPPLIES:
Bibles, Take-Home page, writing supplies, tall, clear glass, food coloring, shaving cream, water, paper towels

PREP:
Print the Take-Home page (1 per kid). Fill the glass halfway with water.

LEADER TIP: For large groups, set up prayer stations with food coloring and a prepared water glass with shaving cream. Divide kids into prayer groups. Test the activity ahead of time to see how much food coloring you need to break through the shaving cream.

INSTRUCTIONS:

1. **Discuss:** What did Elijah call out to God? Did God hear him?
2. *Lead kids to find Jeremiah 29:12 and Psalm 18:6 in their Bibles. Read them aloud together.*
3. **Discuss:** Does God hear us?
4. **Say:** God is real, so we can trust He hears us when we call to Him anytime, anywhere.
5. *Spray a thick layer of shaving cream on top of the water in the glass.*
6. **Say:** Imagine that this water is God and the shaving cream is all that is going on in our lives and around us in the world. It can be hard to believe God hears us. The Bible teaches us that God always hears us, no matter what. We can talk to Him anytime, anywhere and about anything.
7. **Say:** Let's imagine this food coloring is our prayers. *(Drip the food coloring on the shaving cream.)* Our prayers got through all the mess to God.
8. **Say:** Let's pray and talk to God. You will each get a turn to drop food coloring in the glass and pray and talk to God about a request you have.
9. *Invite kids to drop food coloring onto the shaving cream and say a prayer aloud or silently. Close your time praying aloud for everyone to trust that God is real and can hear them through the mess.*
10. **Pray:** God, You are the one, true God. You are real and powerful. Thank You for always hearing our prayers. Amen.
11. **Say:** The Lord is the one, true God. Let's take time to respond to Him.

ACTIVITY WRAP-UP:

Lead kids to use the "Me Question" box on their Take-Home pages. Ask fun, relationship-building questions while kids wait to be picked up. As parents arrive, connect with them and point out the Take-Home page.

©2026 Awana® Clubs International. This document may be reproduced only by churches registered with Awana.

Extra Time?

- Work on Books of the Bible
- Work on Memory Verse
    - ERASE A WORD: Write on a white board, erasing one word at a time after the class repeats the verse out loud to you.
    - BEAN BAG: Have children toss a bean bag to each other and when they catch the bean bag they say the next word in the verse
    - POPCORN: Have children sit in a circle and jump up in turn and say the next word of the verse, sitting down quickly after saying their word
    - HAND MOTIONS: Either you or the kids make up hand motions to key words or phrases of the verse. Practice and the have a competition between boys and girls.

Greet parents at the door. Make sure you match their security tag with Attendance Book. Have them initial Attendance Book (their security tag and child's nametag can be given to Welcome Desk for nametag ball.)

Hand each parent:

- Any craft/activity page

BEFORE YOU LEAVE:

After 10:00 Services:

- **Erase whiteboard.**
- **Place Prayer Journal and Curriculum book in supply tub.**
- **Return Prayer Sheet, Blue Report (if needed) and Attendance Book to Welcome Desk**

After 11:45 Services:

- **Erase whiteboard.**
- **Make sure chairs are stacked (kids can do this)**
- **Turn off TV by:**
    - **Close PowerPoint**
    - **Power off computer**
    - **Turn off TV**
- **Put everything away – all tables should be completely empty**
- **Place Prayer Journal and Curriculum book in supply tub.**
- **Return Prayer Sheet, Blue Report (if needed) and Attendance Book to Welcome Desk**
- **Take supply tub to Resource Room**

brite*
OLDER
SMALL GROUP

Elementary

NOVEMBER 8



JONAH

BIBLE PASSAGE: Jonah 1–4
FOCUS VERSES: Titus 2:11; Ephesians 2:8; 4:32; John 1:16

Summary: God called the prophet Jonah to warn Nineveh, but Jonah disobeyed and sailed in the opposite direction. A huge storm hit, and the sailors threw Jonah into the sea. God sent a big fish to swallow him. Inside the fish, Jonah prayed and admitted he was wrong. The fish spit him out, and this time Jonah went to Nineveh. He warned the people, and the people responded by believing in God. Jonah was upset that God showed grace, and God used a vine to remind him to have grace for others.

MONTHLY Memory Verse

Great is the LORD, and greatly to be praised, and His greatness is unsearchable.

(PSALM 145:3)

BRITE Idea

God gives grace.

We will go deeper in God's truth by answering these questions:

HE

WHAT IS GOD'S GRACE?
God's grace is His free gift of forgiveness and salvation that we don't earn, but He gives because He loves us.

WE

SHOULD WE SHOW GRACE TO OTHERS?
Because we recognize the grace God has shown us, we can show kindness and forgiveness to others.

ME

HOW IS GOD INVITING ME TO RESPOND?
Kids will reflect and respond to the truth they learned about God.

©2026 Awana® Clubs International. This document may be reproduced only by churches registered with Awana.

Pray for each regular attendee by name. Pray for those who might visit your group for the first time. Pray specifically for kids who are typically overlooked by others. Pray that they would be made to feel special and valued. Also pray for kids who are typically doing the "overlooking." Ask God to show them other kids who need to feel valued. Pray that these kids would work to make others feel included and special.

Before Kids Arrive

- Go through your supply tub and make sure you have all the supplies you need for the morning. (we do sometimes make mistakes 😊)

Arrival

Kids will be with their parents for worship and be dismissed to meet you in the Bridge Kids Lobby. During the kids blessing, come to the Bridge Kids Lobby and get your Attendance Book.

Welcome kids and verify you have all kids listed in the book (and that all kids ARE listed in the book. Any kids not listed will need to be checked in by the Welcome Desk).

Big Group

When prompted, take your group to the Big Group Room. If any brought their Bibles, have them place their names on the slips of paper and place in the proper container.

Please sit with your few and help them be good listeners.

After Big Group

Welcome the kids to your group.

Ask: What was the best part of your week? What was the worst part of your week?

Ask: How did God use those experiences to grow you as a disciple of Jesus?

Ask: How can I pray for you (write them on the journal page).

Start With Prayer Requests – this builds relationship.

You will pray at the end of the service



Leader TRAINING

LEADER TRAINING TOPIC: PRAYING ALOUD

Not all kids are comfortable praying aloud. Some will be unsure what to do when called on to pray. Here are some ways for kids to practice praying so they become more comfortable praying aloud.

- **Fill in the Blank.** During prayer time, read a statement and invite kids to fill in the blank aloud together. For example: "God, today we thank You for _____. After today's lesson, would You help us to _____?"
- **All at Once.** Invite kids to spread out around the room and pray aloud at the same time. Remind kids that they are not listening to each other, they are all talking to God at once.
- **Praying Scripture.** Select a Scripture verse or passage from the day's lesson or the unit's theme and invite kids to fill in their name or pray that Scripture aloud.
- **Praying for Others.** Invite kids to call out the name of someone they need to pray for. For example: "God, we bring to You all these people who are sick." (Kids would then say someone's name aloud together.)

NAVIGATING A BROKEN WORLD: GUILT

One study revealed that as many as 40 percent of believers struggle with guilt because they are afraid they are displeasing God.* Guilt is a normal human emotion that the Holy Spirit often uses to convict of sin. Second Corinthians 7:10 says: *For godly grief produces a repentance that leads to salvation without regret, whereas worldly grief produces death.* The feeling of guilt is designed to bring us back to God, not to consume us with fear and take over our lives. Some kids struggle with guilt, especially kids who have experienced trauma. In today's lesson, kids will learn the grace God shows us when we mess up. Help kids understand that guilt can lead us to turn away from our sin and receive God's grace, like Jonah did. Instead of serving God out of guilt, we can serve Him out of gratitude for His grace.

*For more resources on this topic, check out: britecurriculum.com/resources

ELEMENTARY GLOSSARY

Forgiveness: not holding someone's wrongs against them

Grace: giving what is not deserved

Omnipotent: having unlimited power; stronger than anything

Salvation: rescue from sin and separation from God

©2026 Awana® Clubs International. This document may be reproduced only by churches registered with Awana.

Small Group ROADMAP

1 BELONG
(10 MINUTES)

Goal: *For kids to experience God's love through a welcoming community*

SPELL IT OUT

SUPPLIES: Printable pages, scissors, paper bag

OR

KEEP THE BEAT

SUPPLIES: None

2 BELIEVE
(10 MINUTES)

Goal: *For kids to discover who God is by engaging with the Bible*

CAPTAIN'S ORDERS

SUPPLIES: Bibles, teaching slide

OR

A STORY OF GRACE

SUPPLIES: Bibles, printable page, writing supplies

3 DISCIPLESHIP DISCUSSION
(10 MINUTES)

Goal: *To engage kids in faith conversations that help them navigate a broken world with biblical wisdom*

4 BECOME
(10 MINUTES)

Goal: *For kids to learn to follow Jesus by applying faith to their lives*

GRACE IN ACTION

SUPPLIES: Bibles, Take-Home page, writing supplies, printable page, scissors

OR

RELEASING PRAYER

SUPPLIES: Bibles, Take-Home page, writing supplies, large plastic bin, plastic cups (1 per kid), small water bottles (1 per kid), paper towels

©2026 Awana® Clubs International. This document may be reproduced only by churches registered with Awana.



CAPTAIN'S ORDERS

SUPPLIES:
Bibles, teaching slide

PREP:
Print or show the Memory Verse teaching slide.

ADAPTATION FOR DIFFERENT LEARNERS: Allow kids with physical limitations to be the "roll call commander." You can also modify the motions for the needs of your group.

INSTRUCTIONS:

1. *Lead kids to find Psalm 145:3 in their Bibles. Read it aloud together.*
2. **Discuss:** What does it mean that God's greatness is unsearchable?
3. **Discuss:** How did God show His great grace in today's story?
4. **Discuss:** What is God's grace?
5. **Say:** God's grace is His free gift of forgiveness and salvation that we don't earn, but He gives because He loves us.
6. **Discuss:** How did God demonstrate His grace to us?
7. **Say:** Let's play a fun game to practice our verse. To play, we will pretend we are sailors on a boat. We will mingle together, then I will call out different commands and you will need to follow them. Whenever I say, "Roll call," you will line up and recite the verse.
8. **Review the following commands with the kids:**
   - **Port:** Run to the left.
   - **Starboard:** Run to the right.
   - **Sea monster:** Freeze.
   - **Hit the deck:** Everyone crouches down.
   - **Roll call:** Line up and recite the verse.
9. *Start the game by calling out one of the commands.*
10. *Continue calling out commands. Call out the roll call command a bit more frequently so kids practice the verse several times.*
11. **Discuss:** What is the difference between grace and mercy?

ACTIVITY WRAP-UP:

God's grace is amazing. God loves us so much that He gives us the free gift of salvation.

©2026 Awana® Clubs International. This document may be reproduced only by churches registered with Awana.

Discipleship DISCUSSION

HOW CAN I KNOW THIS IS TRUE?

Discuss: Do you think someone could survive in the belly of a large fish? Why or why not?

Say: Some people think the large fish might have been a whale shark or a great white shark, which are big enough to swallow a whole person. There have been stories of people surviving in the belly of a whale. Even in recent times, a man survived after being swallowed by a humpback whale. Other people believe that God could have created a special fish just for this purpose. It can be a bit hard to imagine how Jonah could have survived inside a fish underwater for three days, but remember, God can do amazing things! Even if there don't seem to be any good explanations, God isn't limited by nature like we are. He can do all things!

BUT WHAT ABOUT ... GUILT?

Discuss: Have you ever felt guilty for doing something wrong?

Discuss: How can guilt be good? How can guilt be bad?

Discuss: What does the Bible have to say about that?

Say: Some people struggle with feeling guilty even after they've been forgiven. Some people struggle with guilt for things that aren't even their fault. God gave us the feeling of guilt to help us realize we should turn to Him and away from our sin. Once we are forgiven, we don't have to feel guilty anymore. Romans 8:1 says: *There is therefore now no condemnation for those who are in Christ Jesus.* Once Jesus forgives us, we are no longer punished. There may be consequences for what we did, but God isn't mad at us for what we did. God forgives us and gives us a new start. God didn't create us to live in guilt. He sent Jesus so that we could live free of guilt, forgiven by Him.

©2026 Awana® Clubs International. This document may be reproduced only by churches registered with Awana.



GRACE IN ACTION

SUPPLIES:
Bibles, Take-Home page, writing supplies, printable page, scissors

PREP:
Print the Take-Home page (1 per kid). Print the printable page and cut out.

LEADER TIP: For large groups, create eight smaller groups instead. Four groups will act out no-grace responses, while the other four groups will act out grace responses.

ADAPTATION FOR DIFFERENT LEARNERS: Let kids who are nervous performing in front of others be the "director" of their group.

INSTRUCTIONS:

1. **Discuss:** How did God show grace to Jonah? What about the Ninevites?
2. *Lead kids to find Ephesians 4:32 in their Bibles. Read it aloud together.*
3. **Discuss:** What is the motivation for us to show grace to others?
4. **Discuss:** Should we show grace to others?
5. **Say:** Because we recognize the grace God has shown us, we can show kindness and forgiveness to others.
6. *Divide kids into four groups and give each group a situation card. Groups will brainstorm how to act out the situation in two different ways—one where they do not show grace and one where they do show grace.*
7. *Give groups time to plan and practice their responses.*
8. *Choose one group to act out their situation and their no-grace response.*
9. **Say:** Let's rewind this situation and see grace in this situation instead.
10. *Invite the group to act out their grace response.*
11. **Discuss:** How hard would it be to show grace in this situation? Why?
12. *Continue until each group has shown both their responses to their scenario.*
13. **Discuss:** Does showing grace mean there are never consequences for people's behavior? Why?
14. **Discuss:** How can you become a "grace giver" in your life?
15. **Pray:** God, thank You so much for Your amazing grace! Help us to remember Your grace so we can give grace to others. Amen.
16. **Say:** God gives grace. Let's take time to respond to Him.

ACTIVITY WRAP-UP:

Lead kids to use the "Me Question" box on their Take-Home pages. Ask fun, relationship-building questions while kids wait to be picked up. As parents arrive, connect with them and point out the Take-Home page.

©2026 Awana® Clubs International. This document may be reproduced only by churches registered with Awana.

Extra Time?

- Work on Books of the Bible
- Work on Memory Verse
  - ERASE A WORD: Write on a white board, erasing one word at a time after the class repeats the verse out loud to you.
  - BEAN BAG: Have children toss a bean bag to each other and when they catch the bean bag they say the next word in the verse
  - POPCORN: Have children sit in a circle and jump up in turn and say the next word of the verse, sitting down quickly after saying their word
  - HAND MOTIONS: Either you or the kids make up hand motions to key words or phrases of the verse. Practice and the have a competition between boys and girls.

Greet parents at the door. Make sure you match their security tag with Attendance Book. Have them initial Attendance Book (their security tag and child's nametag can be given to Welcome Desk for nametag ball.)

Hand each parent:

- Any craft/activity page

BEFORE YOU LEAVE:

After 10:00 Services:

- **Erase whiteboard.**
- **Place Prayer Journal and Curriculum book in supply tub.**
- **Return Prayer Sheet, Blue Report (if needed) and Attendance Book to Welcome Desk**

After 11:45 Services:

- **Erase whiteboard.**
- **Make sure chairs are stacked (kids can do this)**
- **Turn off TV by:**
  - **Close PowerPoint**
  - **Power off computer**
  - **Turn off TV**
- **Put everything away – all tables should be completely empty**
- **Place Prayer Journal and Curriculum book in supply tub.**
- **Return Prayer Sheet, Blue Report (if needed) and Attendance Book to Welcome Desk**
- **Take supply tub to Resource Room**



ISAIAH'S CALL

BIBLE PASSAGE: Isaiah 6

FOCUS VERSES: Exodus 15:11; Revelation 4:8b; 15:4; Romans 3:23

Summary: God gave Isaiah a vision of the heavenly temple. He saw God on His throne, high and lifted up. Angels called, "Holy, holy, holy!" The temple shook, and smoke filled the room. Isaiah realized he was sinful and said his lips were unclean. A seraph touched a coal to his lips, showing he was forgiven. Then God asked who He could send with His message. Isaiah said, "Here I am! Send me!" God chose Isaiah to be His prophet.

MONTHLY Memory Verse

Great is the LORD, and greatly to be praised, and His greatness is unsearchable.

(PSALM 145:3)

BRITE Idea

God is holy.

We will go deeper in God's truth by answering these questions:

HE → **WE** → **ME**

WHAT MAKES GOD HOLY?
God is completely perfect and right. He is only good and has no bad in Him.

ARE PEOPLE HOLY?
We all sin and are separated from God's holiness. Only when we believe in Jesus can we be forgiven and made holy.

HOW IS GOD INVITING ME TO RESPOND?
Kids will reflect and respond to the truth they learned about God.

©2026 Awana® Clubs International. This document may be reproduced only by churches registered with Awana.

Pray for each regular attendee by name. Pray for those who might visit your group for the first time. Pray specifically for kids who are typically overlooked by others. Pray that they would be made to feel special and valued. Also pray for kids who are typically doing the "overlooking." Ask God to show them other kids who need to feel valued. Pray that these kids would work to make others feel included and special.

Before Kids Arrive

- Go through your supply tub and make sure you have all the supplies you need for the morning. (we do sometimes make mistakes)

Arrival

Kids will be with their parents for worship and be dismissed to meet you in the Bridge Kids Lobby. During the kids blessing, come to the Bridge Kids Lobby and get your Attendance Book.

Welcome kids and verify you have all kids listed in the book (and that all kids ARE listed in the book. Any kids not listed will need to be checked in by the Welcome Desk).

Big Group

When prompted, take your group to the Big Group Room. If any brought their Bibles, have them place their names on the slips of paper and place in the proper container.

Please sit with your few and help them be good listeners.

After Big Group

Welcome the kids to your group.

Ask: What was the best part of your week? What was the worst part of your week?

Ask: How did God use those experiences to grow you as a disciple of Jesus?

Ask: How can I pray for you (write them on the journal page).

Start With Prayer Requests – this builds relationship.

You will pray at the end of the service

Leader TRAINING

LEADER TRAINING TOPIC: BEING RESPECTFUL DURING PRAYER

Until we begin to understand who God is, we can't grasp how respectful we should be as we approach Him in prayer.

- **Who You Are Praying To.** Before you pray, take time to list things you know about God on the board in your space (e.g., "He is holy," "Creator," "kind," "perfect," etc.). Ask kids how they would react to their pastor, the U.S. president or a famous person if they walked into the room. Explain to kids that God is greater than any of those people and He deserves our respect. While we may not see Him, He sees us, hears us and knows our every thought.
- **Prayer Positions.** Practice different prayer positions to demonstrate how we can approach a holy God. Start by having kids close their eyes and grasp their hands together to minimize distractions. Invite kids to lift their hands in praise as they praise God. Challenge kids to get down on their knees as they silently confess their sins to God. Lead kids to pray with their hands open as they pray for themselves.

NAVIGATING A BROKEN WORLD: RIGHT AND WRONG

Over half of American adults say that the situation can determine what is right or what is wrong.* Most people in today's world don't view right or wrong as absolute. However, the Bible is clear that right and wrong are decided by God. You may have kids in your group who have learned that it is judgmental to suggest that some behavior is right or wrong. It is important to help kids understand that we are called to live by God's standards, not the world's. Because He alone is holy, He is the One who determines right and wrong, not individuals. Because God loves us, He teaches us what sin is, but even more importantly, He gave us a Savior to forgive us of our sin.

*For more resources on this topic, check out: britecurriculum.com/resources

ELEMENTARY GLOSSARY

Holy: set apart; perfect

Omnipotent: having unlimited power; stronger than anything

Sin: anything we think, say, or do that disobeys God

Temple: the holy place where God's people went to worship Him

©2026 Awana® Clubs International. This document may be reproduced only by churches registered with Awana.

Small Group ROADMAP

1 BELONG
(10 MINUTES)

Goal: *For kids to experience God's love through a welcoming community*

DON'T MIX IT!

SUPPLIES: 20 balloons (2 colors, 10 of each), painter's tape, timer

OR

DESCRIBE IT

SUPPLIES: None

2 BELIEVE
(10 MINUTES)

Goal: *For kids to discover who God is by engaging with the Bible*

PLACARD VERSE

SUPPLIES: Bibles, teaching slide, paper (1 per kid), coloring supplies

OR

QUESTION SHOWDOWN

SUPPLIES: Bibles, printable pages, scissors, paper bag, paper, writing supplies

3 DISCIPLESHIP DISCUSSION
(10 MINUTES)

Goal: *To engage kids in faith conversations that help them navigate a broken world with biblical wisdom*

4 BECOME
(10 MINUTES)

Goal: *For kids to learn to follow Jesus by applying faith to their lives*

BRIDGE TO SALVATION

SUPPLIES: Bibles, Take-Home page, writing supplies, printable page, paper (1 per 3 kids), kid scissors (1 per 3 kids), string, coloring supplies

OR

WORSHIP GOD

SUPPLIES: Bibles, Take-Home page, writing supplies, worship song focused on God's holiness, music player, paper (1 per kid), coloring supplies

©2026 Awana® Clubs International. This document may be reproduced only by churches registered with Awana.



QUESTION SHOWDOWN

SUPPLIES:
Bibles, printable pages, scissors, paper bag, paper, writing supplies

PREP:
Print the printable pages and cut out. Place the cards into the bag.

ADAPTATION FOR DIFFERENT LEARNERS: Make sure that teams are a balance of active answerers and quieter kids for equal participation.

INSTRUCTIONS:

1. **Discuss:** How did God show His holiness to Isaiah?
2. **Discuss:** What makes God holy?
3. **Say:** God is completely perfect and right. He is only good and has no bad in Him.
4. **Say:** Let's play a game and learn more about what the Bible says about God's holiness.
5. *Divide kids into two teams. Teams will take turns answering a question. If they get the answer correct, they will be awarded 10 points. If they get the answer wrong, the other team will get a chance to answer the question. Then the other team will choose a new question card to answer. The team with the most points at the end of the game wins.*
6. *Choose one team to go first and have them select a question card to answer.*
7. *Keep track of each team's points on paper.*
8. *Play the game until all the questions have been answered.*
9. **Discuss:** What is one thing that stood out to you about God?
10. **Discuss:** What is God worthy of? Why is He worthy?
11. **Say:** God is worthy of all praise, honor and glory!

ACTIVITY WRAP-UP:

God is holy and perfect! We can praise and thank God for His holiness, just like Isaiah did.

©2026 Awana® Clubs International. This document may be reproduced only by churches registered with Awana.

Discipleship DISCUSSION

HOW CAN I KNOW THIS IS TRUE?

Discuss: What would you do if you suddenly saw how holy and powerful God really is?

Say: Isaiah says his vision happened "in the year that King Uzziah died," pointing to a real moment in history. Archaeologists discovered a stone inscription called the Uzziah Tablet, which reads, "Here were brought the bones of Uzziah, king of Judah," confirming he was a real king. They have also found a clay seal impression that reads "Isaiah the prophet," possibly connected to Isaiah himself. In Jerusalem, remains of the temple area match the kind of worship Isaiah describes in his vision. These discoveries show Isaiah lived in a real time and place, and when he saw God's holiness, he was called to go and speak God's truth.

Read Isaiah 6:8 directly from the Bible: *And I heard the voice of the* LORD *saying, "Whom shall I send, and who will go for Us?" Then I said, "Here I am! Send me."*

BUT WHAT ABOUT ... RIGHT AND WRONG?

Discuss: Who decides what things are right and what things are wrong?

Discuss: Are there things that people in the world think are okay to do that are different from what God says?

Discuss: What do you think God has to say about that?

Say: You may have heard someone say, "This is my truth." Or sometimes people believe they can decide what is right for them. God gives people a lot of freedom, and He has a unique plan for every person's life. However, He doesn't have different sets of right and wrong for each person. What if a really bad guy decided murder was okay? That wouldn't make sense. Isaiah 5:20a says: *Woe to those who call evil good and good evil.* Because God is holy, He sets the standard for right and wrong. He knows how life works best. He sets right and wrong because He loves us. If people decide right or wrong on their own, they make those decisions selfishly, trying to do what they want most. God is right and perfect in all He does. He decides right and wrong for our good and His glory.

©2026 Awana® Clubs International. This document may be reproduced only by churches registered with Awana.



BRIDGE TO SALVATION

SUPPLIES:
Bibles, Take-Home page, writing supplies, printable page, paper (1 per 3 kids), kid scissors (1 per 3 kids), string, coloring supplies

PREP:
Print the Take-Home page (1 per kid). Print the printable page. Cut the string into 24-inch pieces (2 per 3 kids).

INSTRUCTIONS:

1. **Discuss:** The angels in today's story cried out, "Holy, holy, holy." What does it mean that God is holy?
2. **Say:** Holiness means that God is set apart and perfect.
3. **Discuss:** What did Isaiah realize in the temple? How did the seraphim respond?
4. *Lead kids to find Romans 3:23 in their Bibles. Read it aloud together.*
5. **Discuss:** Are people holy?
6. **Say:** We all sin and are separated from God's holiness. Only when we believe in Jesus can we be forgiven and made holy.
7. **Say:** Let's do an activity to learn about God's plan to save and forgive us.
8. *Divide kids into groups of three and give each group three pieces of paper, a pair of scissors, two pieces of string and coloring supplies.*
9. *Read the directions on the printable page and have kids complete each step in their groups.*
10. **Discuss:** What does it mean to you that God sent Jesus to restore your relationship with Him?
11. **Pray:** God, You are holy and perfect! Thank You for loving us so much that You didn't want our sin to separate us from You forever. Thank You for sending Jesus to take the punishment for our sin. Amen.
12. **Say:** God is holy. Let's take time to respond to Him.

ACTIVITY WRAP-UP:

Lead kids to use the "Me Question" box on their Take-Home pages. Ask fun, relationship-building questions while kids wait to be picked up. As parents arrive, connect with them and point out the Take-Home page.

©2026 Awana® Clubs International. This document may be reproduced only by churches registered with Awana.

Extra Time?

- Work on Books of the Bible
- Work on Memory Verse
  - ERASE A WORD: Write on a white board, erasing one word at a time after the class repeats the verse out loud to you.
  - BEAN BAG: Have children toss a bean bag to each other and when they catch the bean bag they say the next word in the verse
  - POPCORN: Have children sit in a circle and jump up in turn and say the next word of the verse, sitting down quickly after saying their word
  - HAND MOTIONS: Either you or the kids make up hand motions to key words or phrases of the verse. Practice and the have a competition between boys and girls.

Greet parents at the door. Make sure you match their security tag with Attendance Book. Have them initial Attendance Book (their security tag and child's nametag can be given to Welcome Desk for nametag ball.)

Hand each parent:

- Any craft/activity page

BEFORE YOU LEAVE:

After 10:00 Services:

- **Erase whiteboard.**
- **Place Prayer Journal and Curriculum book in supply tub.**
- **Return Prayer Sheet, Blue Report (if needed) and Attendance Book to Welcome Desk**

After 11:45 Services:

- **Erase whiteboard.**
- **Make sure chairs are stacked (kids can do this)**
- **Turn off TV by:**
  - **Close PowerPoint**
  - **Power off computer**
  - **Turn off TV**
- **Put everything away – all tables should be completely empty**
- **Place Prayer Journal and Curriculum book in supply tub.**
- **Return Prayer Sheet, Blue Report (if needed) and Attendance Book to Welcome Desk**
- **Take supply tub to Resource Room**

brite*
OLDER
SMALL GROUP

Elementary

NOVEMBER 22



THE FIERY FURNACE

BIBLE PASSAGE: Daniel 3
FOCUS VERSES: Psalm 95:6; Revelation 4:11; Hebrews 12:28; Romans 1:16

Summary: When Babylon captured Israel, young men like Daniel and his friends were taken to serve the king. King Nebuchadnezzar built a gold statue and commanded all to worship it or be thrown into a fiery furnace. Shadrach, Meshach and Abednego refused, choosing to honor God. Even when given another chance, they stood firm. They were thrown into the furnace, but the king saw a fourth figure with them, protecting them from harm.

MONTHLY *Memory Verse*

Great is the LORD, and greatly to be praised, and His greatness is unsearchable.

(PSALM 145:3)

BRITE *Idea*

Only God is worthy of worship.

We will go deeper in God's truth by answering these questions:

HE → **WE** → **ME**

WHY IS GOD WORTHY OF WORSHIP?
God is greater than anyone or anything. No one is like Him.

HOW DO WE WORSHIP GOD EVEN WHEN THOSE AROUND US DON'T?
We can trust God is always with us, and He gives courage to honor Him no matter what is happening.

HOW IS GOD INVITING ME TO RESPOND?
Kids will reflect and respond to the truth they learned about God.

©2026 Awana® Clubs International. This document may be reproduced only by churches registered with Awana.

Pray for each regular attendee by name. Pray for those who might visit your group for the first time. Pray specifically for kids who are typically overlooked by others. Pray that they would be made to feel special and valued. Also pray for kids who are typically doing the "overlooking." Ask God to show them other kids who need to feel valued. Pray that these kids would work to make others feel included and special.

Before Kids Arrive

- Go through your supply tub and make sure you have all the supplies you need for the morning. (we do sometimes make mistakes 😊)

Arrival

Kids will be with their parents for worship and be dismissed to meet you in the Bridge Kids Lobby. During the kids blessing, come to the Bridge Kids Lobby and get your Attendance Book.

Welcome kids and verify you have all kids listed in the book (and that all kids ARE listed in the book. Any kids not listed will need to be checked in by the Welcome Desk).

Big Group

When prompted, take your group to the Big Group Room. If any brought their Bibles, have them place their names on the slips of paper and place in the proper container.

Please sit with your few and help them be good listeners.

After Big Group

Welcome the kids to your group.

Ask: What was the best part of your week? What was the worst part of your week?

Ask: How did God use those experiences to grow you as a disciple of Jesus?

Ask: How can I pray for you (write them on the journal page).

Start With Prayer Requests – this builds relationship.

You will pray at the end of the service



Leader TRAINING

LEADER TRAINING TOPIC: PRAYER REQUESTS

Kids are amazing intercessors, but sometimes can widen the prayer requests so wide that sometimes their prayer requests could benefit with more focus.

- **Whiteboard Requests.** Draw four circles on the board and label each accordingly: "Myself," "People Living at My House", "My Family" and "My Friends." As kids share their requests, explain that they must fit into one of the three circles.
- **Family Requests.** When taking prayer requests, ask kids to share requests for their immediate family, church family or mission's family.
- **20-Second Request.** When sharing prayer requests, explain to kids that each person gets 20 seconds to share their requests so all kids have time to share what they would like the class to pray for that day.
- **Answered Prayers Closing.** So often we bring request after request to God but never return to thank Him for how He answers our prayers. At the end of each week, circle back and ask the kids to share their answered prayers, then have a praise party thanking Him.

NAVIGATING A BROKEN WORLD: PERSECUTION

Over 360 million Christians experience significant persecution in the countries in which they live, including facing kidnapping, jail and even loss of life.* Just like Shadrach, Meshach and Abednego, believers around the world risk their lives by following the one true God. Some kids in your group may have even encountered times when they were made fun of for being a Christian or for doing the right thing. In today's lesson, kids will see that Shadrach, Meshach and Abednego stayed true to their faith even when it made life much harder for them. You can help kids see that God uses persecution to point others toward Him. Around the world the church is growing in countries of persecution. Lead the kids in your group to pray for those around the world who are persecuted.

*For more resources on this topic, check out: britecurriculum.com/resources

ELEMENTARY GLOSSARY

Omnipotent: having unlimited power; stronger than anything

Trust: confidence someone or something is reliable and will do what is expected

Worship: celebrating God for who He is

Worthy: deserving of praise because of what one has done or who they are

©2026 Awana® Clubs International. This document may be reproduced only by churches registered with Awana.

Small Group ROADMAP

1 BELONG
(10 MINUTES)

Goal: *For kids to experience God's love through a welcoming community*

DO AS I DO

SUPPLIES: Blindfold

OR

MUSICAL STATUES

SUPPLIES: Upbeat worship music, music player

2 BELIEVE
(10 MINUTES)

Goal: *For kids to discover who God is by engaging with the Bible*

DRAW A CARD

SUPPLIES: Bibles, teaching slide, printable pages, scissors

OR

WORTHY GOD

SUPPLIES: Bibles, printable page, scissors, paper (1 per kid), butcher paper, coloring supplies

3 DISCIPLESHIP DISCUSSION
(10 MINUTES)

Goal: *To engage kids in faith conversations that help them navigate a broken world with biblical wisdom*

4 BECOME
(10 MINUTES)

Goal: *For kids to learn to follow Jesus by applying faith to their lives*

TAKE A STAND

SUPPLIES: Bibles, Take-Home page, writing supplies, dominos, modeling dough, table

OR

MAP PRAYERS

SUPPLIES: Bibles, Take-Home page, writing supplies, printable page, painter's tape

©2026 Awana® Clubs International. This document may be reproduced only by churches registered with Awana.



DRAW A CARD

SUPPLIES:
Bibles, teaching slide, printable pages, scissors

PREP:
Print or show the Memory Verse teaching slide. Print the printable pages and cut out (1 memory verse set per 3 kids).

INSTRUCTIONS:

1. *Lead kids to find Psalm 145:3 in their Bibles. Read it aloud together.*
2. **Discuss:** How did the men in our story show that only God was greatly to be praised and worshiped?
3. **Discuss:** Why do you think they chose to worship God, whom they couldn't see, over a statue that they could see?
4. **Say:** Shadrach, Meshach and Abednego knew that even though they couldn't see God with their eyes, they could trust that He was with them. They refused to worship a false god and chose to honor the one true God, no matter what happened.
5. **Discuss:** Why is God worthy of worship?
6. **Say:** God is greater than anyone or anything. No one is like Him.
7. *Divide kids into groups of three.*
8. *Give each group a set of memory verse cards.*
9. *One at a time, kids will pick a card from the set. They will read the word on the card and recite the memory verse until they get to that word.*
10. *Repeat until all the cards have been used.*
11. *Have groups place all the cards in the right order and recite the verse.*

ACTIVITY WRAP-UP:

Great is the Lord and greatly to be praised! Shadrach, Meshach and Abednego knew that God is greater than anyone or anything and that He is worthy to be praised!

©2026 Awana® Clubs International. This document may be reproduced only by churches registered with Awana.

Discipleship DISCUSSION

HOW CAN I KNOW THIS IS TRUE?

Discuss: What would you do if everyone told you to bow down to something you knew wasn't God?

Say: The Bible tells how Shadrach, Meshach, and Abednego refused to bow to King Nebuchadnezzar's giant statue. Archaeologists have uncovered many inscriptions and building records from Nebuchadnezzar in Babylon, proving he was a real king who built massive monuments and demanded loyalty. Excavations have also revealed the plain of Dura, where large platforms and structures once stood, matching the setting of the statue. Ancient Babylonian texts show that kings expected everyone to worship their gods and obey their commands. These discoveries confirm the story's setting and show these three men trusted the true God even when it meant facing the fiery furnace.

Read Daniel 3:17 directly from the Bible: *Our God whom we serve is able to deliver us from the burning fiery furnace, and He will deliver us out of your hand, O king.*

BUT WHAT ABOUT ... PERSECUTION?

Discuss: Have you heard about countries where people are treated badly for believing in Jesus?

Discuss: Why would people mistreat Christians?

Discuss: What does the Bible have to say about that?

Say: There are people all over the world who are hurt or put in jail because they believe in Jesus. Another word for this is "persecution." There are some countries, many in the Middle East and Central Asia, where Christians are harmed every day. Most of us do not have to live in fear because we follow Christ, but we may encounter times where we are treated differently because of our faith or when we have to make some hard choices to honor Jesus when no one else is. In Matthew 5:10, Jesus says: *"Blessed are those who are persecuted for righteousness' sake, for theirs is the kingdom of heaven."* He told the people that persecution happened to the Old Testament prophets and it would keep happening. We know people persecuted Jesus too. No matter our situation, we can remember that God is with us and He is with believers all over the world. Pray for those who are in scary situations because they follow Jesus.

©2026 Awana® Clubs International. This document may be reproduced only by churches registered with Awana.



TAKE A STAND

SUPPLIES:
Bibles, Take-Home page, writing supplies, dominos, modeling dough, table

PREP:
Print the Take-Home page (1 per kid).

INSTRUCTIONS:

1. **Discuss:** Why didn't the three men bow down to the statue?
2. **Discuss:** Are you tempted to follow the crowd? How?
3. **Discuss:** How do we worship God even when those around us don't?
4. **Say:** We can trust God is always with us, and He gives courage to honor Him no matter what is happening.
5. *Set up 10 dominos in some formation on the table.*
6. **Say:** Pressure to follow the crowd looks a little like dominos falling. One person wants to make fun of another kid in your class, then another joins in and soon, everyone is falling to the pressure.
7. *Choose one kid to push the first domino and observe what happens. Have kids set up the dominoes again. Remove one domino.*
8. **Say:** Imagine this domino is you when you are in a situation to follow God when no one else is. Listen to these verses and think about how you can stand firm.
9. *Read aloud Deuteronomy 31:8, Isaiah 41:10 and Joshua 1:9. After reading the verses, put a hunk of modeling dough where the domino you took out would go.*
10. *Have kids repeat after you: "God is always with us." Push the domino into the modeling dough. Choose one kid to push the dominos over.*
11. **Say:** Even when all the dominos were falling, this domino stood firm.
12. **Discuss:** Why can it be easier to fall to the pressure? What's the danger?
13. **Pray:** God, You are worthy of our worship. Thank You for always being with us. Help us to have courage to honor You no matter what is happening. Amen.
14. **Say:** Only God is worthy of worship. Let's take time to respond to Him.

ACTIVITY WRAP-UP:

Lead kids to use the "Me Question" box on their Take-Home pages. Ask fun, relationship-building questions while kids wait to be picked up. As parents arrive, connect with them and point out the Take-Home page.

©2026 Awana® Clubs International. This document may be reproduced only by churches registered with Awana.

Extra Time?

- Work on Books of the Bible
- Work on Memory Verse
  - ERASE A WORD: Write on a white board, erasing one word at a time after the class repeats the verse out loud to you.
  - BEAN BAG: Have children toss a bean bag to each other and when they catch the bean bag they say the next word in the verse
  - POPCORN: Have children sit in a circle and jump up in turn and say the next word of the verse, sitting down quickly after saying their word
  - HAND MOTIONS: Either you or the kids make up hand motions to key words or phrases of the verse. Practice and the have a competition between boys and girls.

Greet parents at the door. Make sure you match their security tag with Attendance Book. Have them initial Attendance Book (their security tag and child's nametag can be given to Welcome Desk for nametag ball.)

Hand each parent:

- Any craft/activity page

BEFORE YOU LEAVE:

After 10:00 Services:

- **Erase whiteboard.**
- **Place Prayer Journal and Curriculum book in supply tub.**
- **Return Prayer Sheet, Blue Report (if needed) and Attendance Book to Welcome Desk**

After 11:45 Services:

- **Erase whiteboard.**
- **Make sure chairs are stacked (kids can do this)**
- **Turn off TV by:**
  - **Close PowerPoint**
  - **Power off computer**
  - **Turn off TV**
- **Put everything away – all tables should be completely empty**
- **Place Prayer Journal and Curriculum book in supply tub.**
- **Return Prayer Sheet, Blue Report (if needed) and Attendance Book to Welcome Desk**
- **Take supply tub to Resource Room**

brite*
OLDER
SMALL GROUP

Elementary

NOVEMBER 29



THE EXILES RETURN

BIBLE PASSAGE: Ezra 1–3; 7; Nehemiah 1–2
FOCUS VERSES: Colossians 3:23–24; Ephesians 2:10; 4:11–12

Summary: The Israelite people had been in exile for 70 years. King Cyrus was stirred by the Lord to let some of the people return to Jerusalem to rebuild the temple. Ezra later took a second group and encouraged all of the people to turn away from sin and turn to God. Nehemiah heard about how the walls of his home, Jerusalem, were destroyed. He received permission to go back and help rebuild the walls. God used His people to do His work to restore the city.

MONTHLY *Memory Verse*

Great is the LORD, and greatly to be praised, and His greatness is unsearchable.

(PSALM 145:3)

BRITE *Idea*

God works through His people.

We will go deeper in God's truth by answering these questions:

HE → **WE** → **ME**

DOES GOD NEED PEOPLE?
God doesn't need anyone or anything, but He loves us and chooses to involve us in His work.

HOW CAN GOD WORK THROUGH US?
God calls us to share His love and serve others—in our church, in our community and around the world.

HOW IS GOD INVITING ME TO RESPOND?
Kids will reflect and respond to the truth they learned about God.

©2026 Awana® Clubs International. This document may be reproduced only by churches registered with Awana.

Pray for each regular attendee by name. Pray for those who might visit your group for the first time. Pray specifically for kids who are typically overlooked by others. Pray that they would be made to feel special and valued. Also pray for kids who are typically doing the "overlooking." Ask God to show them other kids who need to feel valued. Pray that these kids would work to make others feel included and special.

Before Kids Arrive

- Go through your supply tub and make sure you have all the supplies you need for the morning. (we do sometimes make mistakes 😊)

Arrival

Kids will be with their parents for worship and be dismissed to meet you in the Bridge Kids Lobby. During the kids blessing, come to the Bridge Kids Lobby and get your Attendance Book.

Welcome kids and verify you have all kids listed in the book (and that all kids ARE listed in the book. Any kids not listed will need to be checked in by the Welcome Desk).

Big Group

When prompted, take your group to the Big Group Room. If any brought their Bibles, have them place their names on the slips of paper and place in the proper container.

Please sit with your few and help them be good listeners.

After Big Group

Welcome the kids to your group.

Ask: What was the best part of your week? What was the worst part of your week?

Ask: How did God use those experiences to grow you as a disciple of Jesus?

Ask: How can I pray for you (write them on the journal page).

Start With Prayer Requests – this builds relationship.

You will pray at the end of the service



Leader TRAINING

LEADER TRAINING TOPIC: PATTERN OF PRAYER

Kids become more comfortable with prayer as they begin to understand the pattern of prayer. Practice stillness. Begin with praise. Confess your sins. Thank God. Pray for yourself and others. Practicing this pattern each week will help kids know what to expect and be prepared to pray.

- **Sitting Still.** Turn off the lights and invite kids to sit still and focus on God.
- **Popcorn Praise.** Call out a letter and invite kids to stand up and praise God for who He is, using a word that starts with that letter (e.g., "God, you are Amazing").
- **Confession.** Encourage kids to sit quietly and reflect on things they need to confess to God. Ask them to ask His forgiveness for those things silently.
- **Thanksgiving Together.** Set a timer and see how long your group can thank God for specific things.
- **Pray for You/Me.** Encourage kids to pray for themselves, asking God to help them live out the lessons they learn. Next, challenge them to pray for someone else.

NAVIGATING A BROKEN WORLD: EARNING SALVATION

Almost half of U.S. adults believe that salvation is earned by doing good deeds in their lives.* Salvation by grace alone goes against our human instinct of working to get what we want. Kids' natural, default belief will be that they have to do good things to go to heaven or to earn God's favor. You may have kids in your group who feel they must do good things to earn God's love. In today's lesson kids will learn that God works through us and that we can serve Him by serving others and sharing His love. Listen carefully to kids' responses, pointing them toward the grace of God. Help them see that our works are a response to God's love and goodness, not an effort to try to earn His favor.

*For more resources on this topic, check out: britecurriculum.com/resources

ELEMENTARY GLOSSARY

Omnipotent: having unlimited power; stronger than anything

Temple: the holy place where God's people went to worship Him

©2026 Awana® Clubs International. This document may be reproduced only by churches registered with Awana.

Small Group ROADMAP

1 BELONG
(10 MINUTES)

Goal: *For kids to experience God's love through a welcoming community*

DON'T BE AFRAID

SUPPLIES: Blindfolds (1 per 2 kids), several chairs

OR

HELP FROM MY FRIENDS

SUPPLIES: 5 1-gallon buckets (1 per 3 kids)

2 BELIEVE
(10 MINUTES)

Goal: *For kids to discover who God is by engaging with the Bible*

WRITE TOGETHER

SUPPLIES: Bibles, teaching slide, whiteboard, dry-erase markers, painter's tape

OR

HELP WANTED

SUPPLIES: Bibles, printable page, scissors

3 DISCIPLESHIP DISCUSSION
(10 MINUTES)

Goal: *To engage kids in faith conversations that help them navigate a broken world with biblical wisdom*

4 BECOME
(10 MINUTES)

Goal: *For kids to learn to follow Jesus by applying faith to their lives*

HERE TO SERVE

SUPPLIES: Bibles, Take-Home page, writing supplies, printable page, painter's tape, scissors

OR

PRAYER CATEGORIES

SUPPLIES: Bibles, Take-Home page, writing supplies, printable pages, scissors

©2026 Awana® Clubs International. This document may be reproduced only by churches registered with Awana.



HELP WANTED

SUPPLIES:
Bibles, printable page, scissors

PREP:
Print the printable page and cut out (1 per 2 kids).

INSTRUCTIONS:

1. **Discuss:** How did God work through Ezra and Nehemiah?
2. **Discuss:** Does God need people?
3. **Say:** God doesn't need anyone or anything, but He loves us and chooses to involve us in His work.
4. **Say:** Businesses hire people for a specific job with a specific purpose. The job will have a job description that explains what the job is, its purpose and how to do it. Followers of God are also following a job description.
5. **Say:** To figure out our "job description" as followers of Jesus, I have verses that show God's desire for us to work for Him, what our "job" is, the purpose of it and how we are to do it.
6. **Say:** In pairs, you will look up the verses and match them to the correct card.
7. *Divide kids into pairs and give them time to match their cards.*
8. *When pairs are finished with this, go over each one.*
   - Wanted? - Acts 17:24–25
   - Purpose? - Ephesians 2:10 and Matthew 5:16
   - What? - Ephesians 4:11–12 and Matthew 28:19–20
   - How? - Colossians 3:23–24
9. **Discuss:** If God does not need us, why does He choose to work through us?
10. **Discuss:** What does this teach us about God? What does this mean for the purpose of His people?
11. **Discuss:** What are some good things that people do to try and earn God's love?

ACTIVITY WRAP-UP:

Nothing good that we do for God is done out of a need God has, an attempt to earn God's love, or a way for our sins to be forgiven. The work of Jesus fixes our sin problem. The work of the Holy Spirit in the life of a Christ-follower leads to good work for God's glory. God does not need anything; He loves us and chooses to work through us to accomplish His will.

©2026 Awana® Clubs International. This document may be reproduced only by churches registered with Awana.

Discipleship DISCUSSION

HOW CAN I KNOW THIS IS TRUE?

Discuss: What is an artifact? What are some examples of artifacts that you've learned about in school?

Say: The Cyrus Cylinder is an archaeological artifact that provides confirmation of the events in Nehemiah 1 and Ezra 1–3. This ancient artifact, dating back to the time of the Persian king Cyrus, contains a decree granting the Jews permission to return to their homeland and rebuild their temple. This aligns perfectly with the biblical accounts. The presence of the Cyrus Cylinder serves as evidence outside the Bible that reinforces that the events of Ezra and Nehemiah really happened and that what the Bible says is really true.

BUT WHAT ABOUT ... EARNING SALVATION?

Discuss: Have you ever heard someone say that you have to do good things to get into heaven?

Discuss: Why do you think people might believe that they can earn entrance into heaven by doing good things?

Discuss: What does the Bible have to say about that?

Say: Many people in our world believe that they can go to heaven by doing more good things than bad things. Some of the major world religions believe this. But Ephesians 2:8–9 says: *For by grace you have been saved through faith. And this is not your own doing; it is the gift of God, not a result of works, so that no one may boast.* In other words, heaven is a gift from God when we have faith in Jesus. There is absolutely nothing we can do on our own to earn it. In fact, the Bible says in Isaiah 64:6 that all of the good things we do are like dirty rags compared to God's holiness. God does want us to do good things, but we do those out of love and obedience toward Him, not to try to earn His love.

©2026 Awana® Clubs International. This document may be reproduced only by churches registered with Awana.



HERE TO SERVE

SUPPLIES:
Bibles, Take-Home page, writing supplies, printable page, painter's tape

PREP:
Print the Take-Home page (1 per kid). Print the printable pages. Tape the signs in four corners of your space.

ADAPTATION FOR DIFFERENT LEARNERS: If some kids in your group have movement needs, add a few seconds for travel time to prevent injuries.

INSTRUCTIONS:

1. **Discuss:** How did the people rebuild the wall? What did God do?
2. **Say:** God worked through His people, and He works through us too!
3. *Lead kids to find Colossians 3:23–24 in their Bibles. Read it aloud together.*
4. **Discuss:** How can God work through us?
5. **Say:** God calls us to share His love and serve others—in our church, in our community and around the world.
6. **Say:** Let's play a game to talk about practical ways we can share God's love and serve others in our lives. In each corner of our space is a sign: home, church, community (school, town, neighborhood) and world. I will close my eyes and count down from 10, and you will choose a corner. Then I will call out a corner.
7. **Say:** The people in that corner will need to share practical ways they can serve others in that area. Then we will play again. As we play, try not to repeat ideas!
8. *Play the game until all the signs have been discussed with the questions below.*
   - **Discuss:** How can you show God's love and serve others at _____?
   - *Ask some questions to challenge the kids: "How can you serve your parents or siblings at home?" "How can you serve your teacher, friends at school or people in your neighborhood?" "How can you serve others at soccer practice?"*
   - **Discuss:** What are you good at? How can you use that to serve others?
9. **Pray:** God, we praise You for who You are. Thank You for loving us and working through us. Help us to serve You with joyful hearts and to share Your love. Amen.
10. **Say:** God works through His people. Let's take time to respond to Him.

ACTIVITY WRAP-UP:

Lead kids to use the "Me Question" box on their Take-Home pages. Ask fun, relationship-building questions while kids wait to be picked up. As parents arrive, connect with them and point out the Take-Home page.

©2026 Awana® Clubs International. This document may be reproduced only by churches registered with Awana.

Extra Time?

- Work on Books of the Bible
- Work on Memory Verse
  - ERASE A WORD: Write on a white board, erasing one word at a time after the class repeats the verse out loud to you.
  - BEAN BAG: Have children toss a bean bag to each other and when they catch the bean bag they say the next word in the verse
  - POPCORN: Have children sit in a circle and jump up in turn and say the next word of the verse, sitting down quickly after saying their word
  - HAND MOTIONS: Either you or the kids make up hand motions to key words or phrases of the verse. Practice and the have a competition between boys and girls.

Greet parents at the door. Make sure you match their security tag with Attendance Book. Have them initial Attendance Book (their security tag and child's nametag can be given to Welcome Desk for nametag ball.)

Hand each parent:

- Any craft/activity page

BEFORE YOU LEAVE:

After 10:00 Services:

- **Erase whiteboard.**
- **Place Prayer Journal and Curriculum book in supply tub.**
- **Return Prayer Sheet, Blue Report (if needed) and Attendance Book to Welcome Desk**

After 11:45 Services:

- **Erase whiteboard.**
- **Make sure chairs are stacked (kids can do this)**
- **Turn off TV by:**
  - **Close PowerPoint**
  - **Power off computer**
  - **Turn off TV**
- **Put everything away – all tables should be completely empty**
- **Place Prayer Journal and Curriculum book in supply tub.**
- **Return Prayer Sheet, Blue Report (if needed) and Attendance Book to Welcome Desk**
- **Take supply tub to Resource Room**