

Gr 3-5

Gr 4-5

**brite\***  
OLDER  
SMALL GROUP

*Elementary*

MAY 04



## THE GREAT COMMISSION

**BIBLE PASSAGE:** Acts 1:6-11, Matthew 28

**FOCUS VERSES:** Romans 8:26-27, 1 John 4:13,  
John 14:16-17, Mark 16:15

**Summary:** After Jesus died on the cross, He appeared to the disciples to show them He was alive again! He stayed with them for forty days and told them about the kingdom of God. Jesus gave them a mission to tell everyone about Him and make disciples and told them they would receive the Holy Spirit. After Jesus said these things, He was taken up to heaven on a cloud.



MONTHLY

*Memory Verse*

*But the Helper, the Holy Spirit, whom the Father will send in My name, He will teach you all things.*

**(JOHN 14:26A)**

**BRITE**  *Idea*

**The Holy Spirit empowers believers.**

**HE**

**WHO IS THE HOLY SPIRIT?**  
The Holy Spirit is God and has all of the power and authority of God. He is the Helper Jesus promised.

**WE**

**HOW DOES THE HOLY SPIRIT HELP US?**  
When we trust in Jesus as Savior, the Holy Spirit helps us follow God, remember His Word, and spread His Gospel throughout the world.

**ME**

**WHAT DOES THIS MEAN FOR MY LIFE?**  
Kids will be given the opportunity to reflect on the truth they learned about God and respond accordingly.

*Pray for each regular attendee by name. Pray for those who might visit your group for the first time. Pray specifically for kids who are typically overlooked by others. Pray that they would be made to feel special and valued. Also pray for kids who are typically doing the "overlooking." Ask God to show them other kids who need to feel valued. Pray that these kids would work to make others feel included and special.*

## Before Kids Arrive

- Go through your supply tub and make sure you have all the supplies you need for the morning. (we do sometimes make mistakes 😊 )

## Arrival

Kids will be with their parents for worship and be dismissed to meet you in the Bridge Kids Lobby. During the kids blessing, come to the Bridge Kids Lobby and get your Attendance Book.

Welcome kids and verify you have all kids listed in the book (and that all kids ARE listed in the book. Any kids not listed will need to be checked in by the Welcome Desk).

## Big Group

When prompted, take your group to the Big Group Room. If any brought their Bibles, have them place their names on the slips of paper and place in the proper container.

**Please sit with your few and help them be good listeners.**

## After Big Group

Welcome the kids to your group.

Ask: What was the best part of your week? What was the worst part of your week?

Ask: How did God use those experiences to grow you as a disciple of Jesus?

Ask: How can I pray for you (write them on the journal page).

Start With Prayer Requests – this builds relationship.

You will pray at the end of the service



# Leader TRAINING

## LEADER TRAINING TOPIC: KIDS COMING IN LATE

↙ You are ten minutes into your small group time and things are rolling smoothly when the door opens and Olivia comes in. You get everyone refocused and five minutes later, Bridgette comes in loudly. Another interruption, another restart to the lesson—just like last week and the week before.

- **Acknowledge this problem isn't going away.** Kids arriving late has always been a kidmin challenge and probably always will be. Decide to work with it rather than be eternally frustrated by it.
- **Begin with things kids don't want to miss.** If kids know your first activity is an awesome game or the Intro Video they love, they may push mom and dad to be on time. On the flip side, don't start with something that is so essential if they miss it you will have to take time to catch them up.
- **Don't stop what you're doing.** Have one adult leader running the activity and a second leader watching the door, greeting late kids and incorporating them into what's happening. Don't feel you have to pause what everyone else is doing.

### ELEMENTARY GLOSSARY

**Great Commission:** Jesus' command for believers to tell the whole world about Him

**Holy Spirit:** third Person of the Trinity; He is the Helper for followers of Jesus

### NAVIGATING A BROKEN WORLD: ABANDONMENT

Research has shown that neglect accounts for 78 percent of all child maltreatment cases in the United States.\* This is incredibly heartbreaking, especially when we imagine a kid living with this reality while hearing today's story about Jesus choosing to leave. If a kid in your group has experienced abandonment or neglect, they might resonate with the disciples. Allow kids to wonder what the disciples might have felt when Jesus left. Allow them the space to wonder why Jesus might do something like that. Remind them Jesus didn't just leave—He did something special for His people because He didn't want them to be alone. Jesus gave His people His Spirit

to be with them so they would not be alone, even though it might feel like it sometimes. Jesus doesn't ever want us to feel abandoned. He wants us to know that He is always with us.

\*For more resources on this topic, check out: <https://pin.it/6Y8P79vI4>

# Small Group ROADMAP

**1** **BELONG**  
(10 MINUTES)  
*Goal: For kids to experience God's love through a welcoming community*

**SHARE THE GOOD NEWS**  
**SUPPLIES:** Printable page, writing utensils

**OR**

**GO AND MAKE**  
**SUPPLIES:** Butcher paper, scissors, coloring supplies

**2** **BELIEVE**  
(10 MINUTES)  
*Goal: For kids to discover who God is by engaging with the Bible*

**STICKY HANDS VERSE**  
**SUPPLIES:** Bibles, printable page, scissors, sticky hands (1 per kid)

**OR**

**OUR HELPER**  
**SUPPLIES:** Bibles, backpack, several heavy objects (books, rocks, etc.)


**3**  **DISCIPLESHIP DISCUSSION**  
(10 MINUTES)  
*Goal: To engage kids in faith conversations that help them navigate a broken world with biblical wisdom*

**4** **BECOME**  
(10 MINUTES)  
*Goal: For kids to learn to follow Jesus by applying faith to their lives*

**FIND THE HELP**  
**SUPPLIES:** Bibles, printable pages, scissors

**OR**

**STRAW GUIDE**  
**SUPPLIES:** Bibles, table, balloon, straw

**5**  **SMALL GROUP WRAP-UP**  
(5 MINUTES)  
**SUPPLIES:** Take-Home page, writing utensils



# OUR HELPER

**SUPPLIES:**

Bibles, backpack, several heavy objects (books, rocks, etc.)

**PREP:**

None

**ADAPTATION FOR DIFFERENT LEARNERS:**

Allow active learners a turn with the backpack to give them an opportunity for movement.

**INSTRUCTIONS:**

1. *Lead kids to find John 14:26a in their Bibles. Read the verse aloud together.*
2. **Discuss:** Who is the Holy Spirit?
3. **Say:** The Holy Spirit is God and has all the power and authority of God. He is the Helper whom Jesus promised.
4. **Read:** John 14:16–17.
5. **Discuss:** What does this verse say the Father will give us?
6. **Say:** The Father promised to send us a Helper, the Holy Spirit.
7. *Pull out the backpack and heavy objects.*
8. **Say:** Let's put these objects in the backpack. These objects represent worry, sadness, anger, fear, loneliness, etc., that we sometimes feel and carry with us.
9. *Have kids help you put the heavy objects into the backpack.*
10. **Discuss:** Does anyone think they can carry this for me?
11. *Allow a few kids to try to lift the backpack.*
12. **Say:** Some of you might be able to hold the backpack for a little while, but walking around with it or holding it for a long time would become difficult.
13. **Say:** We are learning that the Holy Spirit empowers believers. He gives us the strength to do things we otherwise wouldn't be able to.
14. **Discuss:** Why do you think this is important?
15. **Read:** Romans 8:26–27.
16. **Discuss:** Has there ever been a time when you didn't know how to pray about something? How could you have relied on the Holy Spirit to help you?

**ACTIVITY WRAP-UP:**

The Bible tells us that the Holy Spirit is our Helper. When we feel the emotions we put in this backpack, it gets to be too much. We can't carry it on our own. We can talk to God about our troubles and the Holy Spirit will help us!





## Discipleship DISCUSSION

### HOW CAN I KNOW THIS IS TRUE?

**Discuss:** What is your favorite holiday? Does it have a meaning behind it?

**Say:** Long ago, Jewish people celebrated special holidays that were hints toward what God planned to do through Jesus. One of those holidays was called the Feast of Weeks, or Shavuot. It happened 50 days after Passover which celebrated when the Israelites were freed from slavery in Egypt. Something amazing happened during Shavuot 2,000 years ago! The Holy Spirit came and gave power to Christians to follow God's ways. Passover reminded people of Jesus' death, which set them free from sin, and Shavuot showed how the Holy Spirit gives believers the strength to live for God.

**Read Colossians 2:17 directly from the Bible:** *These are a shadow of the things to come; the substance belongs to Christ.*

### BUT WHAT ABOUT . . . ABANDONMENT?

**Discuss:** How do you think the disciples felt when Jesus went back to heaven?

**Discuss:** It can be confusing when someone we love leaves. What are some ways kids your age might experience this?

**Discuss:** What does the Bible say about this?

**Say:** Maybe a friend of yours moved away or decided not to be your friend anymore. Maybe you've lost a mom or dad or sibling. That hurts a lot. I wonder if the disciples were confused or hurt in that same way when Jesus left. But here's a special truth about what Jesus promised that day. Jesus told His disciples that He wasn't abandoning them at all. Even though He was going to heaven, He was going to give them His Spirit so they wouldn't be alone. Jesus gives His Spirit to all His followers, including today! Even though it might feel like we're abandoned sometimes, we never are if we have trusted in Jesus. He doesn't ever want us to feel alone. In Matthew 28:20b, He said: *"I am with you always, to the end of the age."*



## FIND THE HELP

### SUPPLIES:

Bibles, printable pages, scissors

### PREP:

Print the printable pages and cut out.  
Hide the letters around your space.

### LEADER TIP:

Let each team know exactly how many letters they are looking for in each of their words.

### ADAPTATION FOR DIFFERENT LEARNERS:

Have wiggle seats or quiet fidgets for active learners to use during prayer and discussion time.

### INSTRUCTIONS:

1. **Say:** We are learning that the Holy Spirit empowers believers!
2. **Discuss:** How did the Holy Spirit empower Jesus' disciples in our story?
3. *Divide kids into three teams and assign each team a color (red, blue and green).*
4. **Say:** I have hidden different-colored letters all around our space. Whichever color your team is assigned, that is the color of letters you will look for. Once you have found all of them, work together to make a word with your letters. Each of your words will spell one way the Holy Spirit helps us.
5. *Allow teams to look for their letters and put the correct word together.*
6. **Say:** Good work! Let's talk about these ways the Holy Spirit helps us.
7. *Enlist a volunteer to read 1 John 4:13.*
8. **Discuss:** Who does the Holy Spirit help us follow?
9. *Give kids time to pray that the Holy Spirit would help them follow God.*
10. *Enlist a volunteer to read John 14:26.*
11. **Discuss:** What does the Holy Spirit help us remember?
12. *Give kids time to ask the Holy Spirit to help them remember God's Word.*
13. *Enlist a volunteer to read Mark 16:15.*
14. **Discuss:** What does the Holy Spirit help us spread?
15. **Say:** When we trust in Jesus as our Savior, the Holy Spirit helps us follow God, remember His Word and spread His Gospel throughout the world.

### ACTIVITY WRAP-UP:

Finish the activity by praying specifically for the Holy Spirit to help the kids spread the Gospel of Jesus at home and to the ends of the Earth.



# Wrap-Up



## WHAT DOES THIS MEAN FOR MY LIFE?

**Say:** We are going to take a few minutes to think about what we have learned today about Jesus. God wants us to love Him even more as we learn more about who He is.

*Pass out the Take-Home page. Instruct kids to think about what they've learned about God today and draw/write an answer to "What does this mean for my life?"*

## CHOOSE YOUR CHALLENGE.

**Say:** We want to respond to God and remember what He has taught us today. We also want to use what He's taught us during the coming week. As we become more like Jesus, our lives change!

*Read the challenges from the Take-Home page aloud. Ask kids to mark which one they want to choose for this week.*



## SAY GOODBYE!

Tell kids goodbye and thank them for being a part of your group.

*As kids wait to be picked up, encourage them to complete the activities on the back of the Take-Home page. As kids work, ask relationship-building questions, such as, "What are you looking forward to this week?" or "What do you do for fun?"*

*As parents arrive at pickup, look for opportunities to connect with them, pointing out the Take-Home page their kid is bringing home.*

### SUPPLIES:

Take-Home page, writing utensils

### PREP:

Print the printable page (1 per kid).



## PRAYER

God, thank You for Your Helper, the Holy Spirit. Thank You for providing us with a Helper to empower us to follow You and remember Your Word. Help us to be faithful to You and share the good news of Your salvation. Amen.



## Extra Time?

- Work on Books of the Bible
- Work on Memory Verse
  - **ERASE A WORD:** Write on a white board, erasing one word at a time after the class repeats the verse out loud to you.
  - **BEAN BAG:** Have children toss a bean bag to each other and when they catch the bean bag they say the next word in the verse
  - **POPCORN:** Have children sit in a circle and jump up in turn and say the next word of the verse, sitting down quickly after saying their word
  - **HAND MOTIONS:** Either you or the kids make up hand motions to key words or phrases of the verse. Practice and then have a competition between boys and girls.

**Greet parents at the door. Make sure you match their security tag with Attendance Book. Have them initial Attendance Book (their security tag and child's nametag can be given to Welcome Desk for nametag ball.)**

**Hand each parent:**

- Any craft/activity page

### **BEFORE YOU LEAVE:**

#### **After 10:00 Services:**

- Erase whiteboard.
- Place Prayer Journal and Curriculum book in supply tub.
- Return Prayer Sheet, KidMin Team Member Report (if needed) and Attendance Book to Welcome Desk

#### **After 11:45 Services:**

- Erase whiteboard.
- Make sure chairs are stacked (kids can do this)
- Turn off TV by:
  - Close PowerPoint
  - Power off computer
  - Turn off TV
- Put everything away – all tables should be completely empty
- Place Prayer Journal and Curriculum book in supply tub.
- Return Prayer Sheet, KidMin Team Member Report (if needed) and Attendance Book to Welcome Desk
- Take supply tub to Resource Room



## PETER PREACHES AT PENTECOST

**BIBLE PASSAGE:** Acts 2:1–41

**FOCUS VERSES:** 1 John 1:9, John 16:8, 2 Corinthians 7:10, 2 Peter 3:9

**Summary:** The disciples were gathered together when a rush of wind filled the room and tongues of fire rested above their heads. God sent the Holy Spirit, just like Jesus had promised! The Holy Spirit rested upon them, and the disciples were filled with His power. The disciples miraculously spoke in languages the people around

understood and shared about the mighty works of God. Peter preached and told about what Jesus had done for everyone. Three thousand people became believers in Jesus.



### MONTHLY

### Memory Verse

*But the Helper, the Holy Spirit, whom the Father will send in My name, He will teach you all things.*

**(JOHN 14:26A)**



**The Holy Spirit  
convicts us.**

**HE**

#### WHY DOES THE HOLY SPIRIT CONVICT US?

Because God loves us so much, the Holy Spirit helps us realize we sinned so we can repent and have a right relationship with Him.

**WE**

#### WHAT CAN WE DO WHEN WE FEEL CONVICTED ABOUT SIN?

We can confess our sin to God, seek His forgiveness, and seek to live His way.

**ME**

#### WHAT DOES THIS MEAN FOR MY LIFE?

Kids will be given the opportunity to reflect on the truth they learned about God and respond accordingly.

*Pray for each regular attendee by name. Pray for those who might visit your group for the first time. Pray specifically for kids who are typically overlooked by others. Pray that they would be made to feel special and valued. Also pray for kids who are typically doing the “overlooking.” Ask God to show them other kids who need to feel valued. Pray that these kids would work to make others feel included and special.*

## Before Kids Arrive

- Go through your supply tub and make sure you have all the supplies you need for the morning. (we do sometimes make mistakes 😊)

## Arrival

Kids will be with their parents for worship and be dismissed to meet you in the Bridge Kids Lobby. During the kids blessing, come to the Bridge Kids Lobby and get your Attendance Book.

Welcome kids and verify you have all kids listed in the book (and that all kids ARE listed in the book. Any kids not listed will need to be checked in by the Welcome Desk).

## Big Group

When prompted, take your group to the Big Group Room. If any brought their Bibles, have them place their names on the slips of paper and place in the proper container.

**Please sit with your few and help them be good listeners.**

## After Big Group

Welcome the kids to your group.

Ask: What was the best part of your week? What was the worst part of your week?

Ask: How did God use those experiences to grow you as a disciple of Jesus?

Ask: How can I pray for you (write them on the journal page).

Start With Prayer Requests – this builds relationship.

You will pray at the end of the service



# Leader TRAINING

## LEADER TRAINING TOPIC: DISRUPTIONS

Every week Scotty does something to disrupt your group. Whether it is interrupting you or throwing things or pestering other kids, his disruptions cause big problems. What can you do?

- **Give the disrupter a job.** Maybe your disruptive kid can pass out supplies or be in charge of the light switch or hold something while you lead. Anything you can do to engage a challenging kid will help them feel ownership and participate more.
- **Offer a positive reinforcement plan.** Many disruptive kids don't realize what they are doing. Have a private conversation, explain the challenges of the disruptions, and offer an incentive if the kid can go ten minutes without disrupting the group. Gradually increase the time and reward with the incentive, but more importantly praise and encouragement.
- **Watch your reactions.** Sometimes our reactions to disruptions become even bigger disruptions. If a kid's behaviors aren't really disturbing others and are just annoying you, try to roll with it. Otherwise, correct in a way that doesn't bring the whole group to a halt.

### ELEMENTARY GLOSSARY

**Confess:** to say

**Convict:** to reveal sin

**Repent:** to turn away from sin and turn towards God

## NAVIGATING A BROKEN WORLD: GHOSTS AND OTHER SPIRITS

A survey by Gallup revealed that 37 percent of Americans believe in haunted houses and 31 percent believe in ghosts and other spirits.\* Kids in your group have likely heard many stories of paranormal activity and may be confused about what is real. Talking about the Holy Spirit may cause more confusion. They might wonder what makes the Holy Spirit so special or why we need the Holy Spirit. The whole idea may seem spooky, and they may be more likely to connect Him to ghost stories they have heard or movies they have

watched. Create a safe place for kids to ask questions, but also point them toward the truth that only the Holy Spirit is from God. Help them distinguish that the Holy Spirit is not a spooky tale or something to be afraid of. He is God and He is our helper.

\*For more resources on this topic, check out: <https://pin.it/3mFEINSrY>

# Small Group ROADMAP

**1 BELONG**  
(10 MINUTES)

**Goal:** For kids to experience God's love through a welcoming community

**KEEP THEM UP**  
**SUPPLIES:** 10 balloons

**OR**

**WINDY DAY**  
**SUPPLIES:** Timer, painter's tape, ping-pong ball, paper plate

**2 BELIEVE**  
(10 MINUTES)

**Goal:** For kids to discover who God is by engaging with the Bible

**SWEET THE VERSE**  
**SUPPLIES:** Bibles, printable pages, scissors, painter's tape, 2 brooms, 2 dustpans, 2 ping-pong balls

**OR**

**REALIZE AND REPENT**  
**SUPPLIES:** Bibles, printable pages, scissors, 2 rolls of tape, whiteboard, dry-erase markers

**3** 

**DISCIPLESHIP DISCUSSION**  
(10 MINUTES)

**Goal:** To engage kids in faith conversations that help them navigate a broken world with biblical wisdom


**4 BECOME**  
(10 MINUTES)

**Goal:** For kids to learn to follow Jesus by applying faith to their lives

**FEELING IT**  
**SUPPLIES:** Bibles, printable page, scissors

**OR**

**SANDPAPER PRAYERS**  
**SUPPLIES:** Bibles, several large pieces of 400 grit sandpaper, scissors, writing utensils

**5** 

**SMALL GROUP WRAP-UP**  
(5 MINUTES)

**SUPPLIES:** Take-Home page, writing utensils





# REALIZE AND REPENT

**SUPPLIES:**

Bibles, printable pages, scissors, 2 rolls of tape, whiteboard, dry-erase markers

**PREP:**

Print the printable pages and cut out (2 sets). In the middle of the whiteboard in a column, write "1 John 1:9, John 16:8, 2 Corinthians 7:10, 2 Peter 3:9."

**ADAPTATION FOR DIFFERENT LEARNERS:**

Write a key on the board with synonyms for "realize" and "repent" to help kids make their decisions.

**INSTRUCTIONS:**

1. *Lead kids to find John 14:26a in their Bibles. Read the verse aloud together.*
2. **Discuss:** What are some things the Holy Spirit teaches us?
3. **Say:** We are learning that one of the ways the Holy Spirit teaches us is by convicting us of our sin.
4. **Discuss:** What happens after we are convicted of our sin and confess it?
5. **Read:** 1 John 1:9.
6. **Discuss:** In our story, who was convicted of their sin before they confessed and were forgiven?
7. **Discuss:** Why does the Holy Spirit convict us?
8. **Say:** Because God loves us so much, the Holy Spirit helps us realize when we've sinned so we can repent and have a right relationship with God.
9. **Say:** Let's play a game! I have written verse references on the whiteboard. In your teams, you will find these verses in the Bible and decide whether each verse is talking about realizing sin or repenting of it.
10. **Say:** If you think it's about realizing sin, you will tape a lightbulb card on the whiteboard to the right of the verse. If you think it's about repenting, you will tape a person card on the whiteboard to the left of the verse. The team that finishes first and has all the correct answers wins!
11. *Divide kids into two teams and give each team a Bible, a set of both cards and tape. Start the game and cheer kids on! Help kids find and categorize the verses as needed. After teams are finished, review the correct answers.*



**ACTIVITY WRAP-UP:**

Praise God for the good news of His great love for us. He gives us the Holy Spirit to help us realize our sin and repent of it so we can be in a right relationship with Him!



## Discipleship DISCUSSION

### HOW CAN I KNOW THIS IS TRUE?

**Discuss:** Have you been to a cemetery or seen a gravestone? What was that like?

**Say:** Peter doesn't have a gravestone because no one is sure where he was buried. Some people think he was buried in Jerusalem because there's a tomb with a similar name, but Peter was a common name back then. Others believe Peter was buried in Rome, where his bones might be. But what matters most is what Peter left behind. He spent his life telling people to turn to God and follow Jesus, even when things were tough. He also wrote letters to help churches stay strong in hard times. Even without a gravestone, Peter's memory lives on in his message to love and follow Jesus.

### BUT WHAT ABOUT . . . GHOSTS AND OTHER SPIRITS?

**Discuss:** Why do you think some people believe in ghosts?

**Discuss:** What does the Bible say about this?

**Say:** Hebrews 9:27 says: *Just as it is appointed for man to die once, and after that comes judgment.* After dying, people don't come back to Earth as something else and they don't haunt others. The Bible also teaches us that there is a spiritual realm with angels, who are messengers of God, and demons, who are enemies of God. When spirits or ghosts are mentioned in the Bible, they are not of God. However, the Holy Spirit is so much greater than all these things. He is not spooky. He is God. God's Spirit is powerful and real. The Holy Spirit lives in us when we trust in Jesus to forgive our sins. Because of the Holy Spirit, we can feel calm and comforted even when we are scared or sad. God sends us the Holy Spirit so that we don't have to feel alone or afraid of the future.



# SANDPAPER PRAYERS

## SUPPLIES:

Bibles, several large pieces of 400 grit sandpaper, scissors, writing utensils

## PREP:

Cut the sandpaper into 5-inch squares (1 per kid).

## ADAPTATION FOR DIFFERENT LEARNERS:

Consider passing out the sandpaper (or extra pieces) prior to group discussion time to give kids a sensory fidget.

## INSTRUCTIONS:

1. **Say:** The Holy Spirit convicts us of our sins so we can be in a right relationship with God.
2. **Discuss:** What does the word convict mean?
3. *Show everyone the sandpaper.*
4. **Discuss:** Is sandpaper rough or soft?
5. **Discuss:** What is sandpaper used for?
6. **Say:** Sandpaper has a rough side and a smooth side. The rough side is the side that is used for a purpose. It polishes, smooths and cleans surfaces.
7. **Say:** Conviction from the Holy Spirit can feel rough. It doesn't always feel good to be made aware of our sin, but it is good and purposeful. It is a gift from God.
8. *Select volunteers to read John 16:8 and 2 Peter 3:9.*
9. **Say:** The Holy Spirit convicts us because God loves us too much to leave us in our sin. He gives us a way out, and we can do something when we feel convicted of our sin.
10. **Discuss:** What can we do when we feel convicted about sin?
11. **Say:** We can confess our sin to God, seek His forgiveness and seek to live His way.
12. **Say:** The roughness of conviction produces repentance that leads to salvation. It leads to life and a right relationship with God.
13. **Discuss:** How can we confess our sin and seek God's forgiveness?
14. **Say:** I will give each of you a piece of sandpaper. On the rough side, write a sin everyone struggles with. On the smooth side, write a prayer asking for forgiveness.
15. *Distribute a piece of sandpaper and writing utensil to each kid.*
16. *Give the kids time to write on their sandpaper.*

## ACTIVITY WRAP-UP:

Close your time in prayer, asking God for help kids seek to live His way this week. Pray they would be sensitive to the Spirit's conviction and be quick to seek God's forgiveness.



# Wrap-Up



## WHAT DOES THIS MEAN FOR MY LIFE?

**Say:** We are going to take a few minutes to think about what we have learned today about Jesus. God wants us to love Him even more as we learn more about who He is.

*Pass out the Take-Home page. Instruct kids to think about what they've learned about God today and draw/write an answer to "What does this mean for my life?"*

## CHOOSE YOUR CHALLENGE.

**Say:** We want to respond to God and remember what He has taught us today. We also want to use what He's taught us during the coming week. As we become more like Jesus, our lives change!

*Read the challenges from the Take-Home page aloud. Ask kids to mark which one they want to choose for this week.*



## SAY GOODBYE!

Tell kids goodbye and thank them for being a part of your group.

*As kids wait to be picked up, encourage them to complete the activities on the back of the Take-Home page. As kids work, ask relationship-building questions, such as, "What are you looking forward to this week?" or "What do you do for fun?"*

*As parents arrive at pickup, look for opportunities to connect with them, pointing out the Take-Home page their kid is bringing home.*

### SUPPLIES:

Take-Home page, writing utensils

### PREP:

Print the printable page (1 per kid).



## PRAYER

God, thank You for the example of Peter. May we share the same boldness and excitement in sharing the Gospel. Help us to be quick to confess our sin and eager to seek to live Your way. Amen.

## Extra Time?

- Work on Books of the Bible
- Work on Memory Verse
  - **ERASE A WORD:** Write on a white board, erasing one word at a time after the class repeats the verse out loud to you.
  - **BEAN BAG:** Have children toss a bean bag to each other and when they catch the bean bag they say the next word in the verse
  - **POPCORN:** Have children sit in a circle and jump up in turn and say the next word of the verse, sitting down quickly after saying their word
  - **HAND MOTIONS:** Either you or the kids make up hand motions to key words or phrases of the verse. Practice and then have a competition between boys and girls.

**Greet parents at the door. Make sure you match their security tag with Attendance Book. Have them initial Attendance Book (their security tag and child's nametag can be given to Welcome Desk for nametag ball.)**

**Hand each parent:**

- Any craft/activity page

## **BEFORE YOU LEAVE:**

### **After 10:00 Services:**

- Erase whiteboard.
- Place Prayer Journal and Curriculum book in supply tub.
- Return Prayer Sheet, KidMin Team Member Report (if needed) and Attendance Book to Welcome Desk

### **After 11:45 Services:**

- Erase whiteboard.
- Make sure chairs are stacked (kids can do this)
- Turn off TV by:
  - Close PowerPoint
  - Power off computer
  - Turn off TV
- Put everything away – all tables should be completely empty
- Place Prayer Journal and Curriculum book in supply tub.
- Return Prayer Sheet, KidMin Team Member Report (if needed) and Attendance Book to Welcome Desk
- Take supply tub to Resource Room





## TABITHA IS RAISED FROM THE DEAD

**BIBLE PASSAGE:** Acts 9:36–43

**FOCUS VERSES:** John 14:16-17, 1 Corinthians 12:4-6, Galatians 5:22-23

**Summary:** A woman named Tabitha, whose Greek name was Dorcas, lived in the town of Joppa and worked as a seamstress making tunics and other clothing. She was known for helping others. Tabitha became sick and died. Peter was traveling nearby. The people asked him to come quickly. Peter prayed for Tabitha, and she came back to life! Many people believed in the Lord because of this miracle.



### MONTHLY

### Memory Verse

*But the Helper, the Holy Spirit, whom the Father will send in My name, He will teach you all things.*

**(JOHN 14:26A)**

### BRITE Idea

**The Holy Spirit works in us and through us.**

HE

#### WHERE IS THE HOLY SPIRIT?

The Spirit has always lived in community with God and Jesus. Because He is God, He is omnipresent and at the same time He dwells inside of every believer.

WE

#### HOW DOES GOD WORK THROUGH US?

The Holy Spirit equips us with special gifts and talents so we can respond to opportunities to show His love to others.

ME

#### WHAT DOES THIS MEAN FOR MY LIFE?

Kids will be given the opportunity to reflect on the truth they learned about God and respond accordingly.

*Pray for each regular attendee by name. Pray for those who might visit your group for the first time. Pray specifically for kids who are typically overlooked by others. Pray that they would be made to feel special and valued. Also pray for kids who are typically doing the “overlooking.” Ask God to show them other kids who need to feel valued. Pray that these kids would work to make others feel included and special.*

## Before Kids Arrive

- Go through your supply tub and make sure you have all the supplies you need for the morning. (we do sometimes make mistakes 😊)

## Arrival

Kids will be with their parents for worship and be dismissed to meet you in the Bridge Kids Lobby. During the kids blessing, come to the Bridge Kids Lobby and get your Attendance Book.

Welcome kids and verify you have all kids listed in the book (and that all kids ARE listed in the book. Any kids not listed will need to be checked in by the Welcome Desk).

## Big Group

When prompted, take your group to the Big Group Room. If any brought their Bibles, have them place their names on the slips of paper and place in the proper container.

**Please sit with your few and help them be good listeners.**

## After Big Group

Welcome the kids to your group.

Ask: What was the best part of your week? What was the worst part of your week?

Ask: How did God use those experiences to grow you as a disciple of Jesus?

Ask: How can I pray for you (write them on the journal page).

Start With Prayer Requests – this builds relationship.

You will pray at the end of the service



# Leader TRAINING

## LEADER TRAINING TOPIC: DISRESPECT

“I don’t want to do that, and you can’t make me!” Have you ever been shocked by how a kid responded to you? You are not alone! Disrespect seems to be a common problem in kidmin, and it is difficult knowing how to best respond.

- **Don’t take it personally.** Some adults interpret disrespect as a direct attack or insult toward them. That is generally not the case.
- **Understand that it often isn’t intentional.** Kids often parrot what they hear on TV, social media, or even from their friends or at home. Explain why what they said was not okay. Use it as a teachable moment.
- **Set an example.** Adults must set an example by speaking respectfully to students and other adults. Model speaking with much kindness and grace. Set high expectations for how kids speak to each other, treating others like God wants us to. Show much grace. Respect is countercultural and is a learning process for many kids.

### ELEMENTARY GLOSSARY

**Dwell:** to be fully present in a place or with a person

**Equip:** to supply with what is needed

**Holy Spirit:** third Person of the Trinity; He is the Helper for followers of Jesus

**Omnipresent:** being everywhere all the time

## NAVIGATING A BROKEN WORLD: UNKIND CHRISTIANS

In a recent survey, nearly one-third of non-Christians reported they felt Christians do not at all represent the values and teachings of Jesus. \* Kids experience this when adult believers they trust or look up to behave in unloving ways, especially toward others. Kids in your group may have relatives or other adults in their world who say one thing about following Jesus but speak or act unkindly. Add onto this a culture that generally looks unfavorably upon Christian beliefs, and kids may be confused. In this lesson, kids will learn the Holy Spirit works through believers. The hard reality is that some people don’t yield to the Holy Spirit’s work of sanctification, His work to make us more like Jesus. Some people who claim to follow Jesus are not genuine. Help kids see that our faith can’t be dependent on other people. Jesus is always consistently kind, loving and true.

\*For more resources on this topic, check out: <https://pin.it/6Dpc0zF6D>

# Small Group ROADMAP

**1 BELONG**  
(10 MINUTES)

*Goal: For kids to experience God's love through a welcoming community*

**THROUGH THE HOOP**  
**SUPPLIES:** Hula Hoop

**OR**

**HELPING HANDS**  
**SUPPLIES:** Water, cup (1 per kid), straw (1 per kid), paper towels, table

**2 BELIEVE**  
(10 MINUTES)

*Goal: For kids to discover who God is by engaging with the Bible*

**SEND IT**  
**SUPPLIES:** Bibles, printable pages, scissors, 18 envelopes

**OR**

**FIND YOUR MATCH**  
**SUPPLIES:** Bibles, printable pages, scissors

**3** 

**DISCIPLESHIP DISCUSSION**  
(10 MINUTES)

*Goal: To engage kids in faith conversations that help them navigate a broken world with biblical wisdom*


**4 BECOME**  
(10 MINUTES)

*Goal: For kids to learn to follow Jesus by applying faith to their lives*

**TALENT SHOW**  
**SUPPLIES:** Bible

**OR**

**LETTERS OF PRAISE**  
**SUPPLIES:** Bible, printable page, writing utensils

**5** 

**SMALL GROUP WRAP-UP**  
(5 MINUTES)

**SUPPLIES:** Take-Home page, writing utensils



# FIND YOUR MATCH

**SUPPLIES:**

Bibles, printable pages, scissors

**PREP:**

Print the printable pages and cut out (1 card per kid).

**LEADER TIP:**

There are an even number of verses and references, so give two kids the same verse if you have an odd number.

**ADAPTATION FOR DIFFERENT LEARNERS:**

Have a set of verses and references somewhere close by for kids to use as a key when they are checking their match to limit frustration.

**INSTRUCTIONS:**

1. *Lead kids to find John 14:26a in their Bible. Read the verse aloud together.*
2. **Say:** We are learning that the Holy Spirit works in and through us.
3. **Discuss:** What are some ways the Holy Spirit works in and through us?
4. **Discuss:** Where is the Holy Spirit?
5. **Say:** The Spirit has always lived in community with God and Jesus. Because He is God, He is present everywhere, and at the same time, He lives inside every believer.
6. **Discuss:** Why is this good news?
7. *Divide kids into two teams.*
8. **Say:** Let's dig into more verses about the Holy Spirit! I will give half of you the verse reference and the other half the words of the verse. The goal is for all of you to work together to match the correct verse and reference. Once everyone has found their match, we will switch places and play again.
9. *Pass out cards and allow kids to use their Bibles to find matches.*
10. *Start the game and help kids as needed. Shuffle the cards and deal them again for as many rounds as time allows.*
11. **Discuss:** Which of these verses stood out to you? Why?

**ACTIVITY WRAP-UP:**

Unlike your match in our game, we never have to go looking for the Holy Spirit and wonder where He is. He is in all places at all times and lives inside every believer!





## Discipleship DISCUSSION

### HOW CAN I KNOW THIS IS TRUE?

**Discuss:** What do you think would be the smelliest job?

**Say:** A long time ago, tanners made leather from animal skins, but they used smelly things to do it! Because of the bad smell, tanners worked far from town near the water. In Jewish society, people didn't think much of tanners, and they couldn't join big festivals or teach. Some women were even allowed to leave their husbands if they were tanners. But when Peter went to Joppa, he stayed with a tanner! This shows that Jesus' love is for everyone, no matter what they do or how they smell.

### BUT WHAT ABOUT . . . UNKIND CHRISTIANS?

**Discuss:** Have you ever been around someone who says they are a Christian but isn't very nice? How did you feel about that?

**Discuss:** Why would someone who says they are a Christian not act like it?

**Discuss:** What does God have to say about that?

**Say:** You may have heard someone say they don't like how Christians act. Some people don't want to know about Jesus because they have met people who say they are believers but are not very kind. That can be really confusing. How can that be true if the Holy Spirit is working in and through believers? Some people might be great church attenders, but they don't really have a relationship with Jesus. Some people have been hurt and end up hurting others. Maybe some people don't truly allow the Holy Spirit to work in them and change them. Romans 3:23 reminds us that all people fall short of living the perfect life God wants us to—no matter how much we love God. People will sometimes let us down, but Jesus never will. When our faith is based on Him and not on people, we may be disappointed by people's actions, but our belief in Jesus won't be shaken.



# TALENT SHOW

**SUPPLIES:**

Bible

**PREP:**

None

**ADAPTATION FOR DIFFERENT LEARNERS:**

Consider choosing a kid who needs high engagement to be the “announcer,” introducing each partner pair.

**INSTRUCTIONS:**

1. **Discuss:** How does God work through us?
2. **Say:** The Holy Spirit gives us special gifts and talents so we can show His love to others.
3. **Read:** 1 Corinthians 12:4–6.
4. **Discuss:** How did Tabitha use her talents?
5. **Discuss:** What are some things you are really good at?
6. **Discuss:** What types of special gifts and talents has God given you?
7. **Discuss:** Does anyone know what a talent show is?
8. **Say:** Let’s put on a talent show! I want you to think of a talent you have. I will partner you with another person, and each pair will work together to come up with a talent and perform for everyone!
9. *Divide kids into pairs and give kids time to and practice their talent (e.g., drawing, singing, dancing, telling jokes, etc.). Help kids come up with their talent as needed. Encourage them to think creatively and share a unique talent.*
10. *Begin the talent show.*
11. **Say:** All of you are very talented! God has graciously given you so many gifts and talents
12. **Say:** We can use our gifts and talents to share God’s love with others!
13. **Discuss:** How can you show God’s love to others this week through your gifts and talents ?

**ACTIVITY WRAP-UP:**

*End your time in prayer, praising God for the way He works in and through us. Pray also that God would be honored as the kids use their gifts and talents to show others love this week.*



# Wrap-Up



## WHAT DOES THIS MEAN FOR MY LIFE?

**Say:** We are going to take a few minutes to think about what we have learned today about Jesus. God wants us to love Him even more as we learn more about who He is.

*Pass out the Take-Home page. Instruct kids to think about what they've learned about God today and draw/write an answer to "What does this mean for my life?"*

## CHOOSE YOUR CHALLENGE.

**Say:** We want to respond to God and remember what He has taught us today. We also want to use what He's taught us during the coming week. As we become more like Jesus, our lives change!

*Read the challenges from the Take-Home page aloud. Ask kids to mark which one they want to choose for this week.*



## SAY GOODBYE!

Tell kids goodbye and thank them for being a part of your group.

*As kids wait to be picked up, encourage them to complete the activities on the back of the Take-Home page. As kids work, ask relationship-building questions, such as, "What are you looking forward to this week?" or "What do you do for fun?"*

*As parents arrive at pickup, look for opportunities to connect with them, pointing out the Take-Home page their kid is bringing home.*

### SUPPLIES:

Take-Home page, writing utensils

### PREP:

Print the printable page (1 per kid).



## PRAYER

God, thank You for the ways the Holy Spirit works in and through us. Help us see the gifts and talents You have given us as opportunities to honor You and serve those around us. Amen.

## Extra Time?

- Work on Books of the Bible
- Work on Memory Verse
  - **ERASE A WORD:** Write on a white board, erasing one word at a time after the class repeats the verse out loud to you.
  - **BEAN BAG:** Have children toss a bean bag to each other and when they catch the bean bag they say the next word in the verse
  - **POPCORN:** Have children sit in a circle and jump up in turn and say the next word of the verse, sitting down quickly after saying their word
  - **HAND MOTIONS:** Either you or the kids make up hand motions to key words or phrases of the verse. Practice and then have a competition between boys and girls.

**Greet parents at the door. Make sure you match their security tag with Attendance Book. Have them initial Attendance Book (their security tag and child's nametag can be given to Welcome Desk for nametag ball.)**

**Hand each parent:**

- Any craft/activity page

## **BEFORE YOU LEAVE:**

### **After 10:00 Services:**

- Erase whiteboard.
- Place Prayer Journal and Curriculum book in supply tub.
- Return Prayer Sheet, KidMin Team Member Report (if needed) and Attendance Book to Welcome Desk

### **After 11:45 Services:**

- Erase whiteboard.
- Make sure chairs are stacked (kids can do this)
- Turn off TV by:
  - Close PowerPoint
  - Power off computer
  - Turn off TV
- Put everything away – all tables should be completely empty
- Place Prayer Journal and Curriculum book in supply tub.
- Return Prayer Sheet, KidMin Team Member Report (if needed) and Attendance Book to Welcome Desk
- Take supply tub to Resource Room



## PETER AND CORNELIUS

**BIBLE PASSAGE:** Acts 10

**FOCUS VERSES:** 1 Corinthians 2:10-11, John 16:13-14,  
Romans 8:26, Isaiah 30:21

**Summary:** Cornelius had a vision in which an angel commanded him to bring Simon Peter to his house. The next day, Peter had a vision that was repeated three times. While wondering what it meant, Cornelius's men arrived and Peter went with them. Peter told Cornelius how it was unlawful for a Jewish person to associate with gentiles, but God had shown him not to call any person unclean. Then Peter shared the Gospel. All who heard him believed in Jesus.



### MONTHLY

### Memory Verse

*But the Helper, the Holy Spirit, whom the Father will send in My name, He will teach you all things.*

**(JOHN 14:26A)**



**The Holy Spirit leads us.**

**HE**

**WHAT DOES THE HOLY SPIRIT KNOW?**  
Because He is God, the Holy Spirit is omniscient. He knows everything including the deep thoughts of God.

**WE**

**HOW CAN WE KNOW WHAT GOD WANTS US TO DO?**  
There are many ways the Holy Spirit guides us today. He guides us to truth as we read God's Word and pray, helping us understand who God is, how much He loves us, and what He wants us to do.

**ME**

**WHAT DOES THIS MEAN FOR MY LIFE?**  
Kids will be given the opportunity to reflect on the truth they learned about God and respond accordingly.



*Pray for each regular attendee by name. Pray for those who might visit your group for the first time. Pray specifically for kids who are typically overlooked by others. Pray that they would be made to feel special and valued. Also pray for kids who are typically doing the “overlooking.” Ask God to show them other kids who need to feel valued. Pray that these kids would work to make others feel included and special.*

## Before Kids Arrive

- Go through your supply tub and make sure you have all the supplies you need for the morning. (we do sometimes make mistakes 😊)

## Arrival

Kids will be with their parents for worship and be dismissed to meet you in the Bridge Kids Lobby. During the kids blessing, come to the Bridge Kids Lobby and get your Attendance Book.

Welcome kids and verify you have all kids listed in the book (and that all kids ARE listed in the book. Any kids not listed will need to be checked in by the Welcome Desk).

## Big Group

When prompted, take your group to the Big Group Room. If any brought their Bibles, have them place their names on the slips of paper and place in the proper container.

**Please sit with your few and help them be good listeners.**

## After Big Group

Welcome the kids to your group.

Ask: What was the best part of your week? What was the worst part of your week?

Ask: How did God use those experiences to grow you as a disciple of Jesus?

Ask: How can I pray for you (write them on the journal page).

Start With Prayer Requests – this builds relationship.

You will pray at the end of the service



# Leader TRAINING

## LEADER TRAINING TOPIC: INAPPROPRIATE LANGUAGE

One of the messiest parts of working with kids is you never quite know what is going to come out of their mouths. Sometimes it is a slip up, sometimes the younger ones are trying out a word and, unfortunately, sometimes inappropriate language is a lifestyle for some kids.

- **Don't overreact.** Sometimes kids use inappropriate language to get attention or to seek a shocked reaction. Address the behavior, but don't give them a dramatic reaction.
- **Give the benefit of the doubt—once.** Some kids may truly not know what language is appropriate. Say calmly and clearly, "We don't use that word here."
- **Remove if necessary.** You don't want kids going home and sharing the new, colorful words they learned in your group! If inappropriate language continues, remove the kid from the group and use the time as a discipleship opportunity to discuss Jesus' forgiveness and how we can honor each other with words.

### ELEMENTARY GLOSSARY

**Holy Spirit:** third Person of the Trinity; He is the Helper for followers of Jesus

**Omniscient:** all-knowing

### NAVIGATING A BROKEN WORLD: WILL EVERYONE GO TO HEAVEN?

A Barna research survey found that 25 percent of born-again Christians agree that all people will eventually be saved or accepted by God.\* This belief is called universalism and is prevalent in our culture. While it is very true that God cares about all people and desires for them to be saved (1 Timothy 2:4), only those who have trusted in Jesus as Savior will have eternal life (John 14:6). As you guide the kids in your group, you can assure them God loves all people. Everyone has the opportunity to believe in Jesus and be saved. But also reinforce that salvation is not a universal right. Anyone can be saved, but we are only saved by trusting in Jesus.

\*For more resources on this topic, check out: <https://pin.it/Vqs9Q0pwA>

# Small Group ROADMAP

**1 BELONG**  
(10 MINUTES)  
*Goal: For kids to experience God's love through a welcoming community*

**REPEAT AFTER ME**  
**SUPPLIES:** None

**OR**

**ARE YOU FOLLOWING ME?**  
**SUPPLIES:** 10 plastic cups, painter's tape, timer, blindfold (1 per 2 kids)

**2 BELIEVE**  
(10 MINUTES)  
*Goal: For kids to discover who God is by engaging with the Bible*

**FOLLOW THE PATH**  
**SUPPLIES:** Bibles, 60 pieces of paper, writing utensils

**OR**

**POP QUIZ**  
**SUPPLIES:** Bibles, printable page


**3**  **DISCIPLESHIP DISCUSSION**  
(10 MINUTES)  
*Goal: To engage kids in faith conversations that help them navigate a broken world with biblical wisdom*

**4 BECOME**  
(10 MINUTES)  
*Goal: For kids to learn to follow Jesus by applying faith to their lives*

**PRAYER MAP**  
**SUPPLIES:** Bible, printable page, writing utensils, coloring supplies

**OR**

**CARTOON SITUATION**  
**SUPPLIES:** Bibles, printable page, coloring supplies

**5**  **SMALL GROUP WRAP-UP**  
(5 MINUTES)  
**SUPPLIES:** Take-Home page, writing utensils



# POP QUIZ

**SUPPLIES:**

Bibles, printable page

**PREP:**

Print the printable page.

**INSTRUCTIONS:**

1. *Lead kids to find John 14:26a in their Bibles. Read the verse aloud together.*
2. **Say:** We are learning that the Holy Spirit leads us!
3. **Discuss:** What does the Holy Spirit know?
4. **Say:** Because He is God, the Holy Spirit is omniscient. He knows everything, including the deep thoughts of God.
5. **Read:** 1 Corinthians 2:10–11.
6. **Discuss:** What does this teach us about God?
7. *Gather kids in a circle.*
8. **Say:** Let’s play a game that will test what we know. I will choose one person to start our game. They will stand face-to-face with someone in the circle, and I will ask you both a question. The first person to say the correct answer will move to stand face-to-face with the person to the left. Whoever loses will sit down. I’ll ask another question to the next pair and we will continue on this way.
9. **Say:** The goal is for you to go all the way around the room and get back to your seat. Whoever does this wins!
10. *Use the printable page to ask the questions. The correct answer is in parentheses. Encourage kids and give hints as needed while they make their way around the circle. Play until all the questions have been asked. If you have more kids than questions, repeat questions as necessary.*
11. **Say:** Some of those questions were hard! I am so grateful that the Holy Spirit knows everything. Our verse and story remind us that the Holy Spirit not only leads us, but He also teaches us. He will lead us and teach us in God’s truth and His ways.



**ACTIVITY WRAP-UP:**

How amazing is it that the same God who sent His Holy Spirit to help Peter and Cornelius two thousand years ago also helps us today?!



# Discipleship DISCUSSION

## HOW CAN I KNOW THIS IS TRUE?

**Discuss:** How do you envision what Roman soldiers looked like?

**Say:** In ancient Rome, a centurion was a strong leader in the army who would guide 80 soldiers. You could spot him by his special helmet with a red tuft on top. He trained his men for battle and led them bravely. Centurions earned awards, medals, and higher pay, but they had to worship the Roman Emperor. Roman soldiers were often feared by the Jewish people because they were sometimes harsh. However, Cornelius was different—he believed in the God of the Bible instead of worshiping the Emperor. He became famous for his faith in Jesus, and Peter was glad he listened to God’s guidance.

**Read Romans 1:16 directly from the Bible:** *For I am not ashamed of the gospel, for it is the power of God for salvation to everyone who believes, to the Jew first and also to the Greek.*

## BUT WHAT ABOUT . . . WILL EVERYONE GO TO HEAVEN?

**Discuss:** Do you think everyone in the world will go to heaven? Why or why not?

**Discuss:** What do you see in movies or shows about who gets to go to heaven?

**Discuss:** What does the Bible say about that?

**Say:** You may have heard something like, “God loves all people, so God will save all people one day no matter what.” God indeed loves all people, but Romans 3:23 reminds us that everyone has sinned. Sin separates us from God and breaks our relationship with Him. For us to be in a right relationship with Him again, there needed to be a way for our sins to be forgiven and our guilt before God to be removed. Jesus made a way for all people to be saved when He died on the cross and rose again. All people can be saved, but Jesus doesn’t force anyone to believe in Him. We are all given a choice. First Timothy 2:4 tells us that God wants all people to be saved, but John 3:36 also tells us that “*Whoever believes in the Son has eternal life.*” A person is saved only through trusting in Jesus for the forgiveness of their sins, so it is important that we share this great news with everyone we know!





# PRAYER MAP

**SUPPLIES:**

Bible, printable page, writing utensils, coloring supplies

**PREP:**

Print the printable page (1 per kid).

**INSTRUCTIONS:**

1. **Say:** We are learning that the Holy Spirit leads us!
2. **Read:** Isaiah 30:21 and John 16:13–14.
3. **Discuss:** What will the Spirit guide us into?
4. **Discuss:** What is God’s truth?
5. **Discuss:** How can we know what God wants us to do?
6. **Say:** There are many ways the Holy Spirit guides us. He guides us to truth as we read God’s Word and pray, helping us understand who God is, His love and what He wants us to do.
7. *Pass out a printable page, a writing utensil and coloring supplies to each kid.*
8. **Say:** Just like God led Peter and Cornelius every step of the way that they were to go, God leads and guides us on our way, too.
9. *In the first circle on the map, have kids write or draw one way God guides them to truth at home through His Word.*
10. *In the second circle on the map, have kids write or draw one way they can show God’s love this week at school.*
11. *In the third circle on the map, have kids write or draw one way they can let God guide them in their friendships.*
12. *In the last circle, have kids write or draw one way they can share with a friend the importance of being guided by the Holy Spirit.*
13. **Say:** As you’re drawing, thank God that His Word guides us in truth. Thank Him for His never-ending love.
14. *Invite kids to share their maps.*
15. **Discuss:** How can you use what you learned today throughout the week?



**ACTIVITY WRAP-UP:**

End your time by praying for the group. Pray that the Spirit guides them this week in truth and in prayer. Pray that God would use them as they obey Him and love those around them.



# Wrap-Up



## WHAT DOES THIS MEAN FOR MY LIFE?

**Say:** We are going to take a few minutes to think about what we have learned today about Jesus. God wants us to love Him even more as we learn more about who He is.

*Pass out the Take-Home page. Instruct kids to think about what they've learned about God today and draw/write an answer to "What does this mean for my life?"*

## CHOOSE YOUR CHALLENGE.

**Say:** We want to respond to God and remember what He has taught us today. We also want to use what He's taught us during the coming week. As we become more like Jesus, our lives change!

*Read the challenges from the Take-Home page aloud. Ask kids to mark which one they want to choose for this week.*



## SAY GOODBYE!

Tell kids goodbye and thank them for being a part of your group.

*As kids wait to be picked up, encourage them to complete the activities on the back of the Take-Home page. As kids work, ask relationship-building questions, such as, "What are you looking forward to this week?" or "What do you do for fun?"*

*As parents arrive at pickup, look for opportunities to connect with them, pointing out the Take-Home page their kid is bringing home.*

### SUPPLIES:

Take-Home page, writing utensils

### PREP:

Print the printable page (1 per kid).



## PRAYER

God, thank You for the ways You lead us! Thank You for being wherever we go. Help us to stay in Your Word and seek to live in Your ways. Guide us in the way of Your truth. Amen.

## Extra Time?

- Work on Books of the Bible
- Work on Memory Verse
  - **ERASE A WORD:** Write on a white board, erasing one word at a time after the class repeats the verse out loud to you.
  - **BEAN BAG:** Have children toss a bean bag to each other and when they catch the bean bag they say the next word in the verse
  - **POPCORN:** Have children sit in a circle and jump up in turn and say the next word of the verse, sitting down quickly after saying their word
  - **HAND MOTIONS:** Either you or the kids make up hand motions to key words or phrases of the verse. Practice and then have a competition between boys and girls.

**Greet parents at the door. Make sure you match their security tag with Attendance Book. Have them initial Attendance Book (their security tag and child's nametag can be given to Welcome Desk for nametag ball.)**

**Hand each parent:**

- Any craft/activity page

## **BEFORE YOU LEAVE:**

### **After 10:00 Services:**

- Erase whiteboard.
- Place Prayer Journal and Curriculum book in supply tub.
- Return Prayer Sheet, KidMin Team Member Report (if needed) and Attendance Book to Welcome Desk

### **After 11:45 Services:**

- Erase whiteboard.
- Make sure chairs are stacked (kids can do this)
- Turn off TV by:
  - Close PowerPoint
  - Power off computer
  - Turn off TV
- Put everything away – all tables should be completely empty
- Place Prayer Journal and Curriculum book in supply tub.
- Return Prayer Sheet, KidMin Team Member Report (if needed) and Attendance Book to Welcome Desk
- Take supply tub to Resource Room