


brite*
OLDER
SMALL GROUP

Elementary

FEBRUARY 1



JESUS HEALS ON THE SABBATH

BIBLE PASSAGE: Matthew 12:1-14

FOCUS VERSES: Matthew 28:18; Romans 10:9-10;
Ephesians 2:8-9

Summary: The Pharisees were angry that Jesus' disciples ate grain in a field on the Sabbath. The disciples had broken one of the many rules the Pharisees had created about the Sabbath. Jesus told them He was Lord of the Sabbath. Then He angered them again when He healed a man with a withered arm on the Sabbath. Jesus showed He is Lord of all and taught that following rules isn't enough to be right with God.



MONTHLY *Memory Verse*

So that at the name of Jesus every knee should bow...and every tongue confess that Jesus Christ is Lord, to the glory of God the Father.

(PHILIPPIANS 2:10-11)

BRITE  *Idea*

Jesus is Lord of all.

HE

WHAT DOES IT MEAN THAT JESUS IS LORD?

Jesus is God. He has ultimate authority over all things.

WE

WILL FOLLOWING THE RULES MAKE US RIGHT WITH GOD?

We can't do anything to fix our sin problem on our own. God loves us so much that He sent Jesus to make a way for us to be right with Him.

ME

HOW IS GOD INVITING ME TO RESPOND?

Kids will be given the opportunity to reflect on the truth they learned about God and respond accordingly.

Pray for each regular attendee by name. Pray for those who might visit your group for the first time. Pray specifically for kids who are typically overlooked by others. Pray that they would be made to feel special and valued. Also pray for kids who are typically doing the “overlooking.” Ask God to show them other kids who need to feel valued. Pray that these kids would work to make others feel included and special.

Before Kids Arrive

- Go through your supply tub and make sure you have all the supplies you need for the morning. (we do sometimes make mistakes 😊)

Arrival

Kids will be with their parents for worship and be dismissed to meet you in the Bridge Kids Lobby. During the kids blessing, come to the Bridge Kids Lobby and get your Attendance Book.

Welcome kids and verify you have all kids listed in the book (and that all kids ARE listed in the book. Any kids not listed will need to be checked in by the Welcome Desk).

Big Group

When prompted, take your group to the Big Group Room. If any brought their Bibles, have them place their names on the slips of paper and place in the proper container.

Please sit with your few and help them be good listeners.

After Big Group

Welcome the kids to your group.

Ask: What was the best part of your week? What was the worst part of your week?

Ask: How did God use those experiences to grow you as a disciple of Jesus?

Ask: How can I pray for you (write them on the journal page).

Start With Prayer Requests – this builds relationship.

You will pray at the end of the service



Leader TRAINING

LEADER TRAINING TOPIC: INCREASE YOUR OWN ENGAGEMENT

Model engagement for kids by being all-in yourself!

- **Read your lesson ahead.** The more prepared you are, the more attention you can give directly to the kids. You will feel confident and less distracted because you will know what is happening next.
- **Have all of your supplies.** If you have to search for scissors, the momentum of your group pauses. During these pauses, kids will disengage and find other things to entertain them.
- **Avoid your own distractions.** Put away your cell phone. Save the conversations with other adults for later. Give kids your undivided attention—they deserve it!

NAVIGATING A BROKEN WORLD: FOLLOWING RULES

When surveyed, 59 percent of adults who are not parents indicated they believe today's parents are too lenient with rules.* While kids may not admit they like rules, most recognize they are necessary and get offended when others break the rules. You might have some stringent rule followers in your group, and you may also have kids who want to test every boundary. In today's story, kids will learn about the Pharisees being angry that Jesus didn't follow a rule they created. Help kids understand Jesus wasn't defying authority. He was the authority on how to be right with God. Help kids understand that following rules honors God but can't make us right with Him. Only Jesus can do that!

ELEMENTARY GLOSSARY

Authority: the power to make decisions and give orders

Lord: God, One who has authority and power

Sabbath: the seventh day of the week that God set aside as holy

*For more resources on this topic, check out: <https://pin.it/5rSI58hjk>

Small Group ROADMAP

1

BELONG (10 MINUTES)

Goal: For kids to experience God's love through a welcoming community

CRAZY LAWS

SUPPLIES: Printable pages, writing supplies

OR

LEADER, MAY I?

SUPPLIES: None

2

BELIEVE (10 MINUTES)

Goal: For kids to discover who God is by engaging with the Bible

VERSE BALL

SUPPLIES: Bibles, teaching slide, ball (1 per 2 kids)

OR

JESUS IS LORD

SUPPLIES: Bibles, 2 pieces of paper, writing supplies

3



DISCIPLESHIP DISCUSSION (10 MINUTES)

Goal: To engage kids in faith conversations that help them navigate a broken world with biblical wisdom

4

BECOME (10 MINUTES)

Goal: For kids to learn to follow Jesus by applying faith to their lives

THE PRICE IS FREE!

SUPPLIES: Bibles, Take-Home page, writing supplies, printable pages

OR

PIPE CLEANER RESPONSE

SUPPLIES: Bibles, Take-Home page, writing supplies, pipe cleaners (2 per kid)

5



SMALL GROUP WRAP-UP (5 MINUTES)

SUPPLIES: Take-Home page, writing supplies



JESUS IS LORD

SUPPLIES:

Bibles, 2 pieces of paper, writing supplies

PREP:

Draw a vertical line down the middle of each piece of paper.

LEADER TIP: Adjust the number of groups to best suit the size of your group of kids.

ADAPTATION FOR DIFFERENT LEARNERS: Allow for added processing time or encourage kids to do the motion that you know fits that specific kid.

INSTRUCTIONS:

1. **Discuss:** In our Bible story today, what was wrong with the rules the Pharisees made? Who has the authority to make the rules?
2. *Lead kids to find Matthew 28:18 in their Bibles. Read the verses aloud together.*
3. **Discuss:** Why does Jesus have all authority and power?
4. **Say:** Jesus is God, and because of that, He has the same power and authority as God.
5. **Say:** Let's learn more about what Jesus has power and authority over. In groups, you will make a list of five of the most powerful things that you know.
6. *Divide the kids into groups and pass out the supplies.*
7. *Invite the kids to create their lists on the left side of their paper. Help brainstorm as needed.*
8. **Say:** Now switch papers with the other group. For each powerful thing listed, think of how Jesus has power and authority over that thing. Think about how Jesus might have demonstrated power over those things in the Bible, such as calming a storm, defeating death and sin, or overcoming evil. Then write down your response next to the powerful thing on the right side of the paper.
9. *Give kids time to create their responses.*
10. *Invite each group to share their responses.*
11. **Discuss:** What does it mean that Jesus is Lord?
12. **Say:** Jesus is God. He has ultimate authority over all things.

ACTIVITY WRAP-UP:

Jesus is God. God sent Jesus to show the world what He was like. Jesus had all the power and authority of God.



Discipleship DISCUSSION

HOW CAN I KNOW THIS IS TRUE?

Discuss: Why do you think some people got upset when Jesus helped others?

Say: The Bible says Jesus healed a man on the Sabbath, angering religious leaders. Archaeology reveals why. In Capernaum's ancient synagogue ruins, archaeologists found stone benches arranged for communal worship and teaching, reflecting the synagogue's role as a center for enforcing Sabbath laws. Inscriptions and artifacts from similar sites highlight rules banning work, like healing, on the Sabbath. These places match the Bible's description of where Jesus taught and healed. They help us see why leaders were so strict about Sabbath rules and how Jesus showed God's love by caring for people and helping them, even on the special rest day.

Read Matthew 12:12b directly from the Bible: *So it is lawful to do good on the Sabbath.*

BUT WHAT ABOUT ... FOLLOWING THE RULES?

Discuss: Do you feel like rules are important? Why or why not?

Discuss: Is it important for people to follow rules? Why or why not?

Discuss: What do you think God has to say about that?

Say: Everywhere we go in life, there are rules. From the classroom to the sports field, there are rules to help people know what to do. Rules are good boundaries that protect people. Romans 13:1 says: *Let every person be subject to the governing authorities. For there is no authority except from God, and those that exist have been instituted by God.* In other words, it is right to obey our teachers, parents, coaches, and other authority figures. However, sometimes people think that following the rules will make God love them more. While God wants us to make wise choices and honor those who are in charge, He loves us even when we break the rules. He offers His grace and forgiveness through Jesus.



THE PRICE IS FREE!

SUPPLIES:

Bibles, Take-Home page, writing supplies, printable pages

PREP:

Print the Take-Home page (1 per kid). Print the printable pages (1 price page per kid). Keep the answer key with you.

INSTRUCTIONS:

1. **Say:** Let's play a game! I will give each of you a page with some items. Each item has a price listed by the item. You will decide if this is the price or not. If you think it's the correct price, put a check mark on it. If you think it's higher, put an up arrow on it. If you think it's lower, put a down arrow on it.
2. *Pass out supplies and give kids time to complete their sheets. Help as needed.*
3. *Review the prices and provide the correct answers.*
4. **Discuss:** Why do you think the price of heaven is zero? Why is it free?
5. *Lead kids to find Ephesians 2:8-9 in their Bibles. Read the verses aloud together.*
6. **Say:** There is no cost for us to pay to have eternal life, but it came at a great cost to Jesus. He gave His life so He could give us grace.
7. **Discuss:** What does this verse tell us about God's grace? Will following the rules make us right with God?
8. **Discuss:** Why did Jesus break the Pharisees' rules about the Sabbath?
9. **Say:** Jesus has all authority. He is God. Those rules were people's rules not God's.
10. **Say:** We all sin. Sometimes people think if they can be good enough or do enough right things they can earn their way to heaven. The Bible teaches that we can't fix our sin problem on our own. God loves us so much that He sent Jesus to make a way for us to be right with Him.
11. *Lead kids to find Romans 10:9-10 in their Bibles. Read the verses aloud together.*
12. **Discuss:** How can we accept this free gift of God's grace?

ACTIVITY WRAP-UP:

Today we learned Jesus is Lord of all. As we learn truths about God, we can respond to Him. We can tell Him our feelings, we can pray, or we can decide to do something or change something.

Lead kids to use the "Me Question" box on their Take-Home pages to choose a prompt and draw/write their response. Allow kids to volunteer to share their response.



Wrap-Up

CHOOSE YOUR Challenge

Say: We want to respond to God and remember what He has taught us today. We also want to use what He's taught us during the coming week. As we become more like Jesus, our lives change!

Read the challenges from the Take-Home page aloud. Ask kids to mark which one they want to choose for this week.

SUPPLIES:

Take-Home page, writing supplies

PREP:

Print the Take-Home page (1 per kid).



PRAYER

God, thank You so much for the incredible gift of Your grace! Thank You for sending Jesus to make a way for us to be right with You. We love You. In Jesus' name, amen.



SAY GOODBYE!

Tell kids goodbye and thank them for being a part of your group.

As kids wait to be picked up, encourage them to complete the activities on the back of the Take-Home page. As kids work, ask relationship-building questions, such as, "What are you looking forward to this week?" or "What do you do for fun?"

As parents arrive at pickup, look for opportunities to connect with them, pointing out the Take-Home page their kid is bringing home.

Extra Time?

- Work on Books of the Bible
- Work on Memory Verse
 - ERASE A WORD: Write on a white board, erasing one word at a time after the class repeats the verse out loud to you.
 - BEAN BAG: Have children toss a bean bag to each other and when they catch the bean bag they say the next word in the verse
 - POPCORN: Have children sit in a circle and jump up in turn and say the next word of the verse, sitting down quickly after saying their word
 - HAND MOTIONS: Either you or the kids make up hand motions to key words or phrases of the verse. Practice and then have a competition between boys and girls.

Greet parents at the door. Make sure you match their security tag with Attendance Book. Have them initial Attendance Book (their security tag and child's nametag can be given to Welcome Desk for nametag ball.)

Hand each parent:

- Any craft/activity page


BEFORE YOU LEAVE:

After 10:00 Services:

- Erase whiteboard.
- Place Prayer Journal and Curriculum book in supply tub.
- Return Prayer Sheet, KidMin Team Member Report (if needed) and Attendance Book to Welcome Desk

After 11:45 Services:

- Erase whiteboard.
- Make sure chairs are stacked (kids can do this)
- Turn off TV by:
 - Close PowerPoint
 - Power off computer
 - Turn off TV
- Put everything away – all tables should be completely empty
- Place Prayer Journal and Curriculum book in supply tub.
- Return Prayer Sheet, KidMin Team Member Report (if needed) and Attendance Book to Welcome Desk
- Take supply tub to Resource Room



THE FEEDING OF THE 5,000

BIBLE PASSAGE: John 6:1-15

FOCUS VERSES: Psalm 24:1; Deuteronomy 10:14;
Luke 1:37; Philippians 4:19

Summary: A large crowd followed Jesus. Jesus asked Philip where they could buy food for the crowd. Andrew mentioned a boy with five loaves and two fish. Jesus had the people sit, blessed the food and distributed it. Everyone ate their fill, and twelve baskets of leftovers were collected. Because of this amazing miracle, the crowd recognized Jesus as the prophet they had been waiting for.



MONTHLY

Memory Verse

So that at the name of Jesus every knee should bow...and every tongue confess that Jesus Christ is Lord, to the glory of God the Father.

(PHILIPPIANS 2:10-11)

BRITE  *Idea*

Jesus provides.

HE

HOW IS JESUS ABLE TO PROVIDE?

Jesus is God and He is Lord over all things. Nothing is impossible for Him and everything belongs to Him.

WE

WHAT CAN JESUS PROVIDE?

Everything we have is a gift from Jesus. He knows our needs. We can trust He is able to provide according to His perfect will.

ME

HOW IS GOD INVITING ME TO RESPOND?

Kids will be given the opportunity to reflect on the truth they learned about God and respond accordingly.

Pray for each regular attendee by name. Pray for those who might visit your group for the first time. Pray specifically for kids who are typically overlooked by others. Pray that they would be made to feel special and valued. Also pray for kids who are typically doing the "overlooking." Ask God to show them other kids who need to feel valued. Pray that these kids would work to make others feel included and special.

Before Kids Arrive

- Go through your supply tub and make sure you have all the supplies you need for the morning. (we do sometimes make mistakes 😊)

Arrival

Kids will be with their parents for worship and be dismissed to meet you in the Bridge Kids Lobby. During the kids blessing, come to the Bridge Kids Lobby and get your Attendance Book.

Welcome kids and verify you have all kids listed in the book (and that all kids ARE listed in the book. Any kids not listed will need to be checked in by the Welcome Desk).

Big Group

When prompted, take your group to the Big Group Room. If any brought their Bibles, have them place their names on the slips of paper and place in the proper container.

Please sit with your few and help them be good listeners.

After Big Group

Welcome the kids to your group.

Ask: What was the best part of your week? What was the worst part of your week?

Ask: How did God use those experiences to grow you as a disciple of Jesus?

Ask: How can I pray for you (write them on the journal page).

Start With Prayer Requests – this builds relationship.

You will pray at the end of the service



Leader TRAINING

LEADER TRAINING TOPIC: ENGAGE FROM THE START

Don't wait for the actual lesson to begin to try to engage kids in your group. You can set the tone for kids' engagement as soon as they walk in the door.

- **Greet kids at the door.** Be early so that you can have everything set up in time to physically stand by the door as kids come in.
- **Welcome kids by name.** As kids enter, be intentional to greet them personally by name. Say something like, "Hudson, I was hoping you'd be here" or "Maria, we were waiting for you!" When we use kids' names, we immediately communicate their value to the group.
- **Have something for them to do as soon as they walk in.** Eliminate idle time from the start. Engage kids in a game or have quiet activities such as building materials or modeling dough. Have additional leaders sit with them and begin conversations.

NAVIGATING A BROKEN WORLD: POVERTY

According to 2023 data, 16 percent of kids under the age 18 are living in poverty.* There may be kids in your group whose families have significantly less than others. You might serve families who struggle to provide food and other needs. Be sensitive to this in conversations and avoid making comparisons or assumptions. Emphasize that everything we have comes from God and that He knows our needs. He also knows we most need a relationship with Him, even more than we need physical things. Kids in your group may also wonder why people are poor. Help kids understand that poverty is a part of a world broken by sin, but God uses poverty both to bring people to Himself and to allow His followers to be generous.

ELEMENTARY GLOSSARY

Lord: God, One who has authority and power

Miracle: an amazing act that can only be done by the power of God

Provide: to give

*For more resources on this topic, check out: <https://pin.it/3B1sP3cU1>

Small Group ROADMAP

1

BELONG (10 MINUTES)

Goal: For kids to experience God's love through a welcoming community

BEAT THE CLOCK

SUPPLIES: Fish crackers (2 per kid), round soup crackers (5 per kid), straws (1 per kid), plates (2 per kid), timer

OR

CLUMPS: FAVORITE FOOD

SUPPLIES: None

2

BELIEVE (10 MINUTES)

Goal: For kids to discover who God is by engaging with the Bible

COLLECT THE VERSE

SUPPLIES: Bibles, teaching slide, printable pages, scissors

OR

WORD ART

SUPPLIES: Bibles, cardstock (1 per kid), coloring supplies

3



DISCIPLESHIP DISCUSSION (10 MINUTES)

Goal: To engage kids in faith conversations that help them navigate a broken world with biblical wisdom

4

BECOME (10 MINUTES)

Goal: For kids to learn to follow Jesus by applying faith to their lives

WHAT CAN JESUS PROVIDE?

SUPPLIES: Bibles, Take-Home page, writing supplies, 3 pieces of paper, timer

OR

FOLDED BREAD PRAYER

SUPPLIES: Bibles, Take-Home page, writing supplies, printable page, kid scissors (1 per kid)

5



SMALL GROUP WRAP-UP (5 MINUTES)

SUPPLIES: Take-Home page, writing supplies



WORD ART

SUPPLIES:

Bibles, cardstock (1 per kid), coloring supplies

PREP:

None

LEADER TIP: Consider recording kids thoughts as they discuss the verses to help with words to use while they create their art. Provide additional decorating supplies like glitter or metallic markers.

ADAPTATION FOR DIFFERENT LEARNERS: Struggling writers may need support, such as brainstorming ideas to write, writing less or having someone else write for them.

INSTRUCTIONS:

1. **Discuss:** How did Jesus provide for the people in today's story?
2. **Say:** Let's learn more about how Jesus is able to provide for us.
3. *Lead kids to find the following verses in their Bibles. Read them aloud together: Deuteronomy 10:14; Psalm 24:1; Luke 1:37; Philippians 4:19.*
4. **Discuss:** What do these verses teach us about who Jesus is and how He is able to provide for us?
5. **Say:** Jesus is God, and He is Lord over all things. Nothing is impossible for Him, and everything belongs to Him.
6. **Say:** Let's create a piece of art with words to remember how Jesus is able to provide. I will give you each a piece of cardstock. You will write the words, "Jesus Provides," in the middle of your paper. You can write the words in an artistic way. Then, around these words, you can write other words from the verses we read that describe how Jesus is able to provide. For example, you might write, "Jesus is God, and everything belongs to Him." When you are done, you can decorate the rest of the picture.
7. *Give kids time to create their word art pictures and invite kids to share their pictures with the rest of the group.*

ACTIVITY WRAP-UP:

Jesus provides. Jesus is God and has all the power and authority. The Bible teaches us that everything belongs to Him. We can trust that Jesus will provide for our needs.



Discipleship DISCUSSION

HOW CAN I KNOW THIS IS TRUE?

Discuss: Do you think people in Jesus' time doubted Jesus really fed so many people with such little food?

Say: The Bible says Jesus fed over 5,000 people with only five loaves and two fish. That miracle happened near the Sea of Galilee—a real place that archaeologists have explored. They've discovered towns nearby, like Bethsaida and Capernaum, where crowds often gathered to hear Jesus teach. Early Christian mosaics from the Church of the Multiplication in Tabgha (near the traditional site of the miracle) show loaves and fish, proving that people believed this really happened even in the first centuries after Jesus lived. These discoveries help confirm that the setting and story are real and that Jesus has the power to provide.

Read John 6:11a directly from the Bible: *Jesus then took the loaves, and when He had given thanks, He distributed them to those who were seated.*

BUT WHAT ABOUT ... POVERTY?

Discuss: What does the word "poverty" mean?

Discuss: Why do you think there are people in the world who live in poverty?

Discuss: What do you think God has to say about that?

Say: You may have heard someone say that if God were real, there wouldn't be poor people in the world. If someone is poor, that doesn't mean that God doesn't care about them. Proverbs 22:2 says: *The rich and the poor meet together; the Lord is the Maker of them all.* Our world is broken by sin, which means many people are poor because of how others' choices have affected them. Some people are poor because of their own choices. Some people are poor because, for reasons we don't understand, that is what God has designed for their lives. God can use poverty to help bring people closer to Him and also to give His followers a chance to be generous to others. Brainstorm with your family how you could help others who have less.



WHAT CAN JESUS PROVIDE?

SUPPLIES:

Bibles, Take-Home page, writing supplies, 3 pieces of paper, timer

PREP:

Print the Take-Home page (1 per kid).

LEADER TIP: For larger groups, divide into more than three teams. To make the game more challenging, have kids cross out ideas that other teams had and only award points for unique ideas.

ADAPTATION FOR DIFFERENT LEARNERS: Strategically divide kids into groups with stronger peers who could naturally assist.

INSTRUCTIONS:

1. **Discuss:** What did Jesus' action in today's story reveal about Himself?
2. **Say:** Jesus provided food for the people, and He will provide for us too.
3. *Lead kids to find Philippians 4:19 in their Bibles. Read it aloud together.*
4. **Discuss:** What does this verse tell us Jesus will provide for us?
5. **Say:** Jesus knows what we truly need and He provides. Let's play a game to think of the things that Jesus provides for us. In teams, you will have three minutes to think of things that Jesus provides for us. Your team will get one point for each idea you write down. The team with the most points wins!
6. *Divide kids into three teams and pass out supplies.*
7. *Start the game and cheer the kids on!*
8. *Have each team read their list aloud. Award points for each idea.*
9. *Declare a winner.*
10. **Discuss:** Which idea that was written down is the most powerful for you? How have you seen Jesus provide in your life?
11. **Say:** Everything we have is a gift from Jesus. He knows our needs. We can trust He is able to provide according to His perfect will.

ACTIVITY WRAP-UP:

Today we learned Jesus provides. As we learn truths about God, we can respond to Him. We can tell Him our feelings, we can pray, or we can decide to do something or change something.

Lead kids to use the "Me Question" box on their Take-Home pages to choose a prompt and draw/write their response. Allow kids to volunteer to share their responses.



Wrap-Up

CHOOSE YOUR Challenge

Say: We want to respond to God and remember what He has taught us today. We also want to use what He's taught us during the coming week. As we become more like Jesus, our lives change!

Read the challenges from the Take-Home page aloud. Ask kids to mark which one they want to choose for this week.

SUPPLIES:

Take-Home page, writing supplies

PREP:

Print the Take-Home page (1 per kid).



PRAYER

Jesus, thank You for providing everything that we need. Help us to trust You with what we need. Amen.



SAY GOODBYE!

Tell kids goodbye and thank them for being a part of your group.

As kids wait to be picked up, encourage them to complete the activities on the back of the Take-Home page. As kids work, ask relationship-building questions, such as, "What are you looking forward to this week?" or "What do you do for fun?"

As parents arrive at pickup, look for opportunities to connect with them, pointing out the Take-Home page their kid is bringing home.

Extra Time?

- Work on Books of the Bible
- Work on Memory Verse
 - ERASE A WORD: Write on a white board, erasing one word at a time after the class repeats the verse out loud to you.
 - BEAN BAG: Have children toss a bean bag to each other and when they catch the bean bag they say the next word in the verse
 - POPCORN: Have children sit in a circle and jump up in turn and say the next word of the verse, sitting down quickly after saying their word
 - HAND MOTIONS: Either you or the kids make up hand motions to key words or phrases of the verse. Practice and then have a competition between boys and girls.

Greet parents at the door. Make sure you match their security tag with Attendance Book. Have them initial Attendance Book (their security tag and child's nametag can be given to Welcome Desk for nametag ball.)

Hand each parent:

- Any craft/activity page


BEFORE YOU LEAVE:

After 10:00 Services:

- Erase whiteboard.
- Place Prayer Journal and Curriculum book in supply tub.
- Return Prayer Sheet, KidMin Team Member Report (if needed) and Attendance Book to Welcome Desk

After 11:45 Services:

- Erase whiteboard.
- Make sure chairs are stacked (kids can do this)
- Turn off TV by:
 - Close PowerPoint
 - Power off computer
 - Turn off TV
- Put everything away – all tables should be completely empty
- Place Prayer Journal and Curriculum book in supply tub.
- Return Prayer Sheet, KidMin Team Member Report (if needed) and Attendance Book to Welcome Desk
- Take supply tub to Resource Room



THE TRANSFIGURATION

BIBLE PASSAGE: Mark 9:2–13; Luke 9:28–36

FOCUS VERSES: John 1:14; Hebrews 1:3; Colossians 1:15;
1 John 4:15

Summary: Jesus took James, John and Peter up on a mountain. While Jesus was praying, the appearance of His face was altered and His clothing began to shine. Moses and Elijah appeared and spoke with Jesus about what was to come. The disciples were sleeping but awoke when they saw Jesus in His glory. Peter offered to make tents for each of them. The voice of God came down and declared Jesus was His Son.



MONTHLY *Memory Verse*

So that at the name of Jesus every knee should bow...and every tongue confess that Jesus Christ is Lord, to the glory of God the Father.

(PHILIPPIANS 2:10–11)

BRITE Idea

Jesus reveals God's glory.

HE

WHAT IS GOD'S GLORY?
God's glory is His magnificence on display. By showing God's glory, Jesus showed He is fully God.

WE

HOW CAN WE RESPOND TO WHO JESUS IS?
We can listen to Jesus and believe He is the Son of God. We can trust in Jesus as our Lord and Savior.

ME

HOW IS GOD INVITING ME TO RESPOND?
Kids will be given the opportunity to reflect on the truth they learned about God and respond accordingly.

Pray for each regular attendee by name. Pray for those who might visit your group for the first time. Pray specifically for kids who are typically overlooked by others. Pray that they would be made to feel special and valued. Also pray for kids who are typically doing the “overlooking.” Ask God to show them other kids who need to feel valued. Pray that these kids would work to make others feel included and special.

Before Kids Arrive

- Go through your supply tub and make sure you have all the supplies you need for the morning. (we do sometimes make mistakes 😊)

Arrival

Kids will be with their parents for worship and be dismissed to meet you in the Bridge Kids Lobby. During the kids blessing, come to the Bridge Kids Lobby and get your Attendance Book.

Welcome kids and verify you have all kids listed in the book (and that all kids ARE listed in the book. Any kids not listed will need to be checked in by the Welcome Desk).

Big Group

When prompted, take your group to the Big Group Room. If any brought their Bibles, have them place their names on the slips of paper and place in the proper container.

Please sit with your few and help them be good listeners.

After Big Group

Welcome the kids to your group.

Ask: What was the best part of your week? What was the worst part of your week?

Ask: How did God use those experiences to grow you as a disciple of Jesus?

Ask: How can I pray for you (write them on the journal page).

Start With Prayer Requests – this builds relationship.

You will pray at the end of the service



Leader TRAINING

LEADER TRAINING TOPIC: HELP KIDS KNOW THEY BELONG

➤ The more kids feel that they belong, the more invested they will be in your group.

- **Build relationships among kids.** Introduce kids to each other. Use the Belong activities to help identify commonalities and make connections between kids.
- **Assign responsibilities.** Help kids feel invested by giving them things to do to make your group function. Give away every task you can—handing out Bibles, putting pencils away, setting up chairs, etc. Help kids feel ownership in what is happening.
- **Keep everything interactive.** It can be tempting to skip interactive parts of activities for the sake of time or simplicity. However, these are designed to engage kids and give them an active role in their learning. Ask the discussion questions. Get kids out of their chairs. Keep them involved!

NAVIGATING A BROKEN WORLD: SOCIAL MEDIA

Social media use is increasing among tweens (ages 8–12). A recent survey showed 38 percent of tweens engage with social media. * Platforms such as YouTube, TikTok, Snapchat and Instagram are flooding our kids' minds and hearts. Kids today are exposed to much more of the world at younger ages. Take some time to find out what the kids in your group follow on social media. By checking out some of their favorites, you will get an idea of how their worldview is being shaped. In today's lesson, kids will learn about Jesus revealing the glory of God. Point kids to the beautiful life that comes from focusing on Him more than social media influencers.

ELEMENTARY GLOSSARY

Glory: magnificence, honor, high worth

Lord: God, One who has authority and power

Transfiguration: a change of form or appearance

*For more resources on this topic, check out: <https://pin.it/2eCEUs5IH>

Small Group ROADMAP

1

BELONG (10 MINUTES)

Goal: For kids to experience God's love through a welcoming community

CAN YOU MAKE IT EXTRAORDINARY?

SUPPLIES: Recycled items (e.g., toilet paper rolls, cardboard boxes, plastic bottles, cans, etc.), roll of masking tape (1 per 4 kids)

OR

PARTNER CHANGE

SUPPLIES: None

2

BELIEVE (10 MINUTES)

Goal: For kids to discover who God is by engaging with the Bible

VERSE SNOWBALL FIGHT

SUPPLIES: Bibles, teaching slide, printable pages, kid scissors (1 per kid)

OR

BRIGHT PENNIES

SUPPLIES: Bibles, dull pennies (1 per kid), salt, vinegar, bowls (1 per 4 kids), spoon (1 per 4 kids), paper towels

3



DISCIPLESHIP DISCUSSION (10 MINUTES)

Goal: To engage kids in faith conversations that help them navigate a broken world with biblical wisdom

4

BECOME (10 MINUTES)

Goal: For kids to learn to follow Jesus by applying faith to their lives

LISTEN!

SUPPLIES: Bibles, Take-Home page, writing supplies, printable pages, scissors, whiteboard, dry-erase markers, dry-eraser

OR

RESPONSE PRAYERS

SUPPLIES: Bibles, Take-Home page, writing supplies, printable pages, painter's tape

5



SMALL GROUP WRAP-UP (5 MINUTES)

SUPPLIES: Take-Home page, writing supplies



VERSE SNOWBALL FIGHT

SUPPLIES:

Bibles, teaching slide, printable pages, kid scissors (1 per kid)

PREP:

Print or show the Memory Verse teaching slide (Image 03). Print the printable pages (1 verse per kid).

ADAPTATION FOR DIFFERENT LEARNERS: This activity could be very exciting and overwhelming for some. For added structure, the leader could stand close to struggling students for encouragement of personal space and calmness.

INSTRUCTIONS:

1. *Lead kids to find Philippians 2:10–11 in their Bibles. Read it aloud together.*
2. **Discuss:** Why will every knee bow before Jesus?
3. **Discuss:** In today's Bible story, Jesus reveals God's glory. What does God's glory mean?
4. **Say:** God's glory is His magnificence on display. By showing God's glory, Jesus showed He is fully God.
5. **Discuss:** In today's Bible story, what did God say about Jesus?
6. **Say:** We've been learning about how Jesus is extraordinary and reveals God's amazing glory. Let's have an epic snowball fight, one you've probably never had before. This extraordinary snowball fight will help us practice our verse.
7. **Say:** I will give you each the words of the verse. You will cut the different parts of the verse out and then crumple them up like snowballs. Then we will have a snowball fight with the paper. When I say stop, you will try to find all of the words of the verse. If you find a part of the verse you already have, you will crumple it back up and throw it in the middle of the group. The first person to find all of the words of the verse wins.
8. *Give each kid a verse set and scissors to cut out the parts of the verse, crumple them into a ball and place them in a pile in front of them.*
9. *Start the game and cheer the kids on! Remind kids not to throw paper at faces.*
10. *When you are ready, stop the game and encourage kids as they find the words of the verse. Help kids put the verse in order as needed.*

ACTIVITY WRAP-UP:

Once you revealed the words, you were able to put them in order. Jesus reveals God's glory to us.



Discipleship DISCUSSION

HOW CAN I KNOW THIS IS TRUE?

Discuss: Have you ever seen something so powerful it made you stop and stare?

Say: The Transfiguration of Jesus is believed to have happened on Mount Tabor in Galilee. Early Christian pilgrims visited this mountain and marked it as the location of the event described in Mark and Luke. Archaeologists have found ruins of early churches on Mount Tabor, including a fourth-century Byzantine church and a later Crusader church. Today, the Church of the Transfiguration stands there, built over these ruins. Inside are mosaics that show Jesus shining in glory, just as the Gospels describe. These findings show that believers remembered the Transfiguration as a real event at a real place.

Read Luke 9:35 directly from the Bible: *And a voice came out of the cloud, saying, 'This is My Son, my Chosen One; listen to Him!'*

BUT WHAT ABOUT ... SOCIAL MEDIA?

Discuss: How many hours a day would you say you are on social media such as YouTube?

Discuss: What are some types of things you focus on when you look at social media?

Discuss: What do you think God has to say about that?

Say: Social media by itself is not a bad thing, but it can be a challenge when we let social media change what we focus on. For example, if everything you see on social media involves people who speak sarcastically or are mean to each other, your brain and body might start copying that behavior. If you watch a lot of videos about toys or money or things you may want, you may believe that owning things will make you happy instead of knowing Jesus. Social media can make us very self-centered instead of focused on God's awesomeness. Hebrews 12:2 reminds us: *Look to Jesus, the founder and perfecter of our faith.*



RESPONSE PRAYERS

SUPPLIES:

Bibles, Take-Home page, writing supplies, printable pages, painter's tape

PREP:

Print the Take-Home page (1 per kid). Print the printable pages and tape them on the wall around your space.

LEADER TIP: Play some quiet, instrumental worship music during the activity.

ADAPTATION FOR DIFFERENT LEARNERS: Struggling readers will need support with reading and making connections. Pair them with a friend or visit them frequently when reading for assistance.

INSTRUCTIONS:

1. **Discuss:** What did God say to the disciples in today's Bible story?
2. **Discuss:** How would you have responded if you were one of the disciples?
3. **Say:** The disciples learned about who Jesus really was that day. In the Bible we learn about who Jesus is too, and we can also respond to Him. Today you will have a chance to personally respond to Jesus. On the wall around our space are verses about Jesus and a question for you to think and pray about. You can start with any of the verses.
4. *Pray to start the activity. Encourage kids to mingle about your space. Help as needed in prompting kids to respond or read the verses.*
5. *After a few minutes or as you see the kids finish, gather them in a circle.*
6. **Discuss:** Why is it so important that Jesus is God? How can we respond to who Jesus is?
7. **Say:** Because Jesus is God, He was able to take the punishment for our sin and make a way for us to be with God forever. We can listen to Jesus and believe He is the Son of God. We can trust in Jesus as our Lord and Savior.
8. **Discuss:** How can you listen and follow Jesus this week?

ACTIVITY WRAP-UP:

Today we learned Jesus reveals God's glory. As we learn truths about God, we can respond to Him. We can tell Him our feelings, we can pray, or we can decide to do something or change something.

Lead kids to use the "Me Question" box on their Take-Home pages to choose a prompt and draw/write their response. Allow kids to volunteer to share their responses.



Wrap-Up

CHOOSE YOUR *Challenge*

Say: We want to respond to God and remember what He has taught us today. We also want to use what He's taught us during the coming week. As we become more like Jesus, our lives change!

Read the challenges from the Take-Home page aloud. Ask kids to mark which one they want to choose for this week.

SUPPLIES:

Take-Home page, writing supplies

PREP:

Print the Take-Home page (1 per kid).



PRAYER

Jesus, You are amazing! You show the glory of God, but most importantly, You are God's Son. You have the power to save us from our sins and help us grow to be more like You. Thank You for Your love! Amen.



SAY GOODBYE!

Tell kids goodbye and thank them for being a part of your group.

As kids wait to be picked up, encourage them to complete the activities on the back of the Take-Home page. As kids work, ask relationship-building questions, such as, "What are you looking forward to this week?" or "What do you do for fun?"

As parents arrive at pickup, look for opportunities to connect with them, pointing out the Take-Home page their kid is bringing home.

Extra Time?

- Work on Books of the Bible
- Work on Memory Verse
 - ERASE A WORD: Write on a white board, erasing one word at a time after the class repeats the verse out loud to you.
 - BEAN BAG: Have children toss a bean bag to each other and when they catch the bean bag they say the next word in the verse
 - POPCORN: Have children sit in a circle and jump up in turn and say the next word of the verse, sitting down quickly after saying their word
 - HAND MOTIONS: Either you or the kids make up hand motions to key words or phrases of the verse. Practice and then have a competition between boys and girls.

Greet parents at the door. Make sure you match their security tag with Attendance Book. Have them initial Attendance Book (their security tag and child's nametag can be given to Welcome Desk for nametag ball.)

Hand each parent:

- Any craft/activity page


BEFORE YOU LEAVE:

After 10:00 Services:

- Erase whiteboard.
- Place Prayer Journal and Curriculum book in supply tub.
- Return Prayer Sheet, KidMin Team Member Report (if needed) and Attendance Book to Welcome Desk

After 11:45 Services:

- Erase whiteboard.
- Make sure chairs are stacked (kids can do this)
- Turn off TV by:
 - Close PowerPoint
 - Power off computer
 - Turn off TV
- Put everything away – all tables should be completely empty
- Place Prayer Journal and Curriculum book in supply tub.
- Return Prayer Sheet, KidMin Team Member Report (if needed) and Attendance Book to Welcome Desk
- Take supply tub to Resource Room



MARY AND MARTHA

BIBLE PASSAGE: Luke 10:38–42

FOCUS VERSES: Jeremiah 31:3b; John 15:5; James 4:8a;
Psalm 145:18

Summary: Martha welcomed Jesus into her home. While Mary sat at Jesus' feet, listening to His teachings, Martha became busy with chores. Martha became frustrated and asked Jesus to tell Mary to help her. Jesus told Martha that she was distracted by many things, but only one thing truly mattered—spending time with Him.



MONTHLY *Memory Verse*

So that at the name of Jesus every knee should bow...and every tongue confess that Jesus Christ is Lord, to the glory of God the Father.

(PHILIPPIANS 2:10–11)



**Jesus wants a relationship
with us.**

HE

WHY DOES JESUS CARE ABOUT PEOPLE?

People are created in God's image and are the reason Jesus came to defeat sin. He loves us and wants a personal relationship with each of us.

WE

HOW CAN WE GROW CLOSER TO JESUS?

We grow closer to Jesus by spending time with Him through prayer, reading His Word, and worship.

ME

HOW IS GOD INVITING ME TO RESPOND?

Kids will be given the opportunity to reflect on the truth they learned about God and respond accordingly.

Pray for each regular attendee by name. Pray for those who might visit your group for the first time. Pray specifically for kids who are typically overlooked by others. Pray that they would be made to feel special and valued. Also pray for kids who are typically doing the “overlooking.” Ask God to show them other kids who need to feel valued. Pray that these kids would work to make others feel included and special.

Before Kids Arrive

- Go through your supply tub and make sure you have all the supplies you need for the morning. (we do sometimes make mistakes 😊)

Arrival

Kids will be with their parents for worship and be dismissed to meet you in the Bridge Kids Lobby. During the kids blessing, come to the Bridge Kids Lobby and get your Attendance Book.

Welcome kids and verify you have all kids listed in the book (and that all kids ARE listed in the book. Any kids not listed will need to be checked in by the Welcome Desk).

Big Group

When prompted, take your group to the Big Group Room. If any brought their Bibles, have them place their names on the slips of paper and place in the proper container.

Please sit with your few and help them be good listeners.

After Big Group

Welcome the kids to your group.

Ask: What was the best part of your week? What was the worst part of your week?

Ask: How did God use those experiences to grow you as a disciple of Jesus?

Ask: How can I pray for you (write them on the journal page).

Start With Prayer Requests – this builds relationship.

You will pray at the end of the service



Leader TRAINING

LEADER TRAINING TOPIC: INCLUDE A VARIETY OF ACTIVITIES

Every kid is different. Kids learn differently and have different interests. By varying your activities, you are more likely to reach each kid.

- **Get out of the chairs.** Activities that are quiet and still may feel easier to manage, but most kids need movement. Incorporate games, move to the floor for discussion or think of other creative ways to keep kids moving.
- **Vary learning styles.** Some kids learn best through movement, art, music or quiet reflection. Incorporate as many different ways of learning as you can. Brite offers a variety of options for small group activities, so be intentional when you choose your activities to appeal to multiple learning styles.
- **Ask good questions.** The questions in your Brite lessons are designed for discipleship more than just remembering details. Push kids to think. Adapt questions to make them relevant to your group. Keep discussions on point, but help kids connect with the truth you're teaching.

NAVIGATING A BROKEN WORLD: BUSYNESS

In a 2018 study,* 74 percent of US parents of kids under the age of 18 said that they sometimes feel too busy to enjoy life. Kids in your group are likely involved in a lot of things, which can be fun but also stressful and anxiety-inducing for both kids and parents. Signs of stressed-out kids can include sleepiness while in your group, short attention spans and short tempers. As leaders, we can grow frustrated with families' divided attention and potentially misaligned priorities, but it is important to refrain from expressing judgment or shame and rather to love kids while they are in front of us, focusing on helping them grow in their relationship with Jesus.

ELEMENTARY GLOSSARY

Lord: God, One who has authority and power

*For more resources on this topic, check out: <https://pin.it/10sBTdQj>

Small Group ROADMAP

1

BELONG (10 MINUTES)

Goal: For kids to experience God's love through a welcoming community

MODEL YOUR WEEK

SUPPLIES: Modeling dough (1 handful per kid), timer

OR

THINK, PAIR, SHARE

SUPPLIES: None

2

BELIEVE (10 MINUTES)

Goal: For kids to discover who God is by engaging with the Bible

MISSING WORDS

SUPPLIES: Bibles, teaching slide, paper (1 per kid), writing supplies

OR

FAMILY FEUD

SUPPLIES: Bibles, printable page, bell, 2 pieces of paper, writing supplies

3



DISCIPLESHIP DISCUSSION (10 MINUTES)

Goal: To engage kids in faith conversations that help them navigate a broken world with biblical wisdom

4

BECOME (10 MINUTES)

Goal: For kids to learn to follow Jesus by applying faith to their lives

TIME FLIES

SUPPLIES: Bibles, Take-Home page, writing supplies, printable pages, scissors, 24 small bouncy balls, clear container

OR

LETTER TO JESUS

SUPPLIES: Bibles, Take-Home page, writing supplies, printable pages

5



SMALL GROUP WRAP-UP (5 MINUTES)

SUPPLIES: Take-Home page, writing supplies



FAMILY FEUD

SUPPLIES:

Bibles, printable page, bell, 2 pieces of paper, writing supplies

PREP:

Print the printable page.

LEADER TIP: Instead of a bell, you can use any safe item that kids can race to grab.

ADAPTATION FOR DIFFERENT LEARNERS: For struggling kids, allow for a “phone a friend” option, allowing them to try on their own, but if overwhelmed, they can ask one friend on their team to help.

INSTRUCTIONS:

1. **Discuss:** In today’s Bible story, Jesus told Martha that being with and spending time with Jesus is more important than all the things that we do. Why is this true?
2. **Say:** Have you ever wondered why Jesus loves and cares for us so much? Let’s play a game to think about and discover the reasons Jesus loves us. I have created a list of five reasons. I will divide you into two teams. Your goal is to guess the five reasons and win the most points.
3. *Divide kids into two teams and choose one person from each team to face off.*
4. *The first person to ring the bell wins the round. That team can confer and say one reason Jesus loves us. If this matches a reason on the list, they will get the points listed for what they named. If the reason doesn’t match, but it is true, that team gets 10 points. Then the next team will get a turn. The team with the most points at the end of the game wins.*
5. *After each round, find and read the verse listed on the printable page and discuss the question.*
6. *Give each team paper and writing supplies to record their ideas and points.*
7. *Choose two new kids to face off and continue the game until the five reasons have been discovered and then announce the winning team.*

ACTIVITY WRAP-UP:

Jesus is amazing and awesome! He loves us because He created us and made us in His image.



Discipleship DISCUSSION

HOW CAN I KNOW THIS IS TRUE?

Discuss: Have you ever been so busy doing something that you forgot to stop and listen?

Say: The Bible says Jesus visited the home of Mary and Martha in Bethany, a village near Jerusalem. Archaeologists have identified the ancient site of Bethany—now called Al-Eizariya—and found first-century tombs, houses and pottery there. One home has been honored by early Christians for centuries as the place where Mary, Martha and their brother Lazarus lived. A church was built over it to remember Jesus' visit. These discoveries show that Bethany was a real village with real people, just as the Bible describes.

Read Luke 10:42 directly from the Bible: *But one thing is necessary. Mary has chosen the good portion, which will not be taken away from her.*

BUT WHAT ABOUT ... BUSYNESS?

Discuss: What are some things that keep you very busy?

Discuss: Do you think being overly busy is a good thing or a bad thing? Why?

Discuss: What do you think God says about that?

Say: Being busy can be fun, but it can also be stressful. Sometimes we get so busy doing so many things we just go from one thing to the next. We don't get to rest or even enjoy what we have been doing. Sometimes, our busyness distracts us from the most important thing—our relationship with Jesus. Sports, lessons, homework and friends are all great things and gifts from God. However, we should worship God through the things we do. We can end up worshiping our activities by putting all of our focus and hope in those things. In Luke 12:34, Jesus says: *For where your treasure is, there will your heart be also.* Let's focus our hearts on Him first, even if that means slowing down and saying no to the busyness.



TIME FLIES

SUPPLIES:

Bibles, Take-Home page, writing supplies, printable pages, scissors, 24 small bouncy balls, clear container

PREP:

Print the Take-Home page (1 per kid). Print the printable pages and cut them out. Place the bouncy balls into the container.

LEADER TIP: Substitute the bouncy balls for easy items you have on hand. You just need 24 small identical items.

INSTRUCTIONS:

1. **Discuss:** Which person from today's Bible story do you think you are most like, Mary or Martha? Why? What was Jesus highlighting about Mary?
2. **Say:** Jesus wants a relationship with us! He wants us to grow closer to Him.
3. **Discuss:** How can we grow closer to Jesus?
4. **Say:** We grow closer to Jesus by spending time with Him through prayer, reading His Word and worship.
5. *Lead kids to find John 15:5 in their Bibles. Read it aloud together.*
6. **Discuss:** What does this verse tell us about our relationship with Jesus?
7. *Show kids the container of bouncy balls. Tell them that there are 24 in the container, each representing one hour in their day. One at a time, have kids read a card and answer how many hours a day they think they spend on that activity. Tell them to remove that many bouncy balls.*
8. *When only a few balls are left, show kids how few hours remain.*
9. **Say:** It would seem like there isn't much time left in our days to spend from Jesus. But that is only true if we aren't aware that Jesus is with us all the time and we can always be close to Him.
10. **Discuss:** How can you spend time with Jesus throughout your day? How can you add Jesus into each hour? When can you plan to read the Bible and pray?

ACTIVITY WRAP-UP:

Today we learned Jesus wants a relationship with us. As we learn truths about God, we can respond to Him. We can tell Him our feelings, we can pray, or we can decide to do something or change something.

Lead kids to use the "Me Question" box on their Take-Home pages to choose a prompt and draw/write their response. Allow kids to volunteer to share their response.



Wrap-Up

CHOOSE YOUR Challenge

Say: We want to respond to God and remember what He has taught us today. We also want to use what He's taught us during the coming week. As we become more like Jesus, our lives change!

Read the challenges from the Take-Home page aloud. Ask kids to mark which one they want to choose for this week.

SUPPLIES:

Take-Home page, writing supplies

PREP:

Print the Take-Home page (1 per kid).



PRAYER

Jesus, thank You for Your love and care for us. We are so amazed and in awe that You love us and want a relationship with us. Amen.



SAY GOODBYE!

Tell kids goodbye and thank them for being a part of your group.

As kids wait to be picked up, encourage them to complete the activities on the back of the Take-Home page. As kids work, ask relationship-building questions, such as, "What are you looking forward to this week?" or "What do you do for fun?"

As parents arrive at pickup, look for opportunities to connect with them, pointing out the Take-Home page their kid is bringing home.

Extra Time?

- Work on Books of the Bible
- Work on Memory Verse
 - ERASE A WORD: Write on a white board, erasing one word at a time after the class repeats the verse out loud to you.
 - BEAN BAG: Have children toss a bean bag to each other and when they catch the bean bag they say the next word in the verse
 - POPCORN: Have children sit in a circle and jump up in turn and say the next word of the verse, sitting down quickly after saying their word
 - HAND MOTIONS: Either you or the kids make up hand motions to key words or phrases of the verse. Practice and then have a competition between boys and girls.

Greet parents at the door. Make sure you match their security tag with Attendance Book. Have them initial Attendance Book (their security tag and child's nametag can be given to Welcome Desk for nametag ball.)

Hand each parent:

- Any craft/activity page

BEFORE YOU LEAVE:

After 10:00 Services:

- Erase whiteboard.
- Place Prayer Journal and Curriculum book in supply tub.
- Return Prayer Sheet, KidMin Team Member Report (if needed) and Attendance Book to Welcome Desk

After 11:45 Services:

- Erase whiteboard.
- Make sure chairs are stacked (kids can do this)
- Turn off TV by:
 - Close PowerPoint
 - Power off computer
 - Turn off TV
- Put everything away – all tables should be completely empty
- Place Prayer Journal and Curriculum book in supply tub.
- Return Prayer Sheet, KidMin Team Member Report (if needed) and Attendance Book to Welcome Desk
- Take supply tub to Resource Room