

ELIJAH AND MT. CARMEL

BIBLE PASSAGE ***(1 KINGS 18:16–45)***

Summary: Elijah told King Ahab to send the prophets of Baal to Mount Carmel. Elijah asked the prophets to call on their god to send fire to burn up a sacrifice. They cried and prayed and danced, but nothing happened. Elijah prepared his altar and even drenched it with water. He prayed to God, and the Lord sent down fire, burning up the sacrifice and everything around it. God showed all the people that He is the one true God.

Today's Brite Idea is: The Lord is the one true God.

MONTHLY

Memory Verse

Great is the LORD, and greatly to be praised.

(PSALM 145:3)

BIG QUESTION

Who is greater than everything? God!

HE — God is real.

WE — We can talk to Him.

ME — I can talk to Him.

©2026 Awana® Clubs International. This document may be reproduced only by churches registered with Awana.

LEADER TRAINING: REDIRECT WITH HUMOR

Laughter is a powerful tool for helping preschoolers change course without shame. Humor lightens the moment, captures attention and makes redirection feel safe and positive. When used intentionally, it turns potential tension into connection.

- **Use funny voices or silly gestures.** A playful "penguin waddle to the rug!" can shift focus immediately and spark joy in following directions.
- **Turn misbehavior into a teachable moment.** Example: "Uh-oh, we don't throw toys at each other. Let's share, and each pick a toy to play with and have fun!" Playful phrasing helps kids recognize the right behavior without feeling corrected harshly.
- **Keep it gentle and inclusive.** The goal is to redirect, not embarrass. A shared laugh invites everyone back into unity and grace.
- **Model joy in obedience.** Jesus often used stories and playful illustrations to engage others, teaching truth with a smile. When kids see you enjoying the process, they learn that following God's ways is both good and delightful.

NAVIGATING A BROKEN WORLD: MORE THAN ONE GOD?

In a survey by Barna, 50 percent of adults indicated that they believe Muslims and Christians worship the same God.* Pluralism accepts that all religious beliefs can be true and co-exist. Pluralism says that you can believe what you believe, I can believe what I believe and we can both be right. Kids in your group may have already heard this messaging and think that there are other gods. Our world says there are many gods. But in today's Bible story, kids will learn that the Lord is the one true God.

Be sensitive to kids who come from other backgrounds or who might have relatives from another religion. Speak truth in love so kids feel safe with asking questions and learning how to tell others about the one true God.

PRESCHOOL GLOSSARY:

Altar: a place where people worship

Prophet: a person who gives God's messages to His people

*For more resources on this topic, check out: britecurriculum.com/resources

©2026 Awana® Clubs International. This document may be reproduced only by churches registered with Awana.

OLDER PRESCHOOL

Lesson ROADMAP

ELIJAH AND MT. CARMEL

1 BELONG

Small Group (15 MINUTES)

GOAL: *For kids to experience God's love through a welcoming community*

FIRE OR WATER?
SUPPLIES: 2 pieces of cardstock, marker

OR

PASS THE PRAISE
SUPPLIES: Beanbag

2 BIBLE TEACHING

Large Group (20 MINUTES)

ELIJAH AND MT. CARMEL
(1 KINGS 18:16–45)

SUPPLIES: Bible, teaching slides, teaching pictures (printed/shown from teaching slides), video player, music player

3 BELIEVE

Small Group (10 MINUTES)

GOAL: *For kids to discover who God is by engaging with the Bible*

WORSHIP WITH SCARVES
SUPPLIES: Scarves (1 per kid), Memory Verse Song, music player

OR

WHO IS THE TRUE GOD?
SUPPLIES: None

4 BECOME

Small Group (15 MINUTES)

GOAL: *For kids to learn to follow Jesus by applying faith to their lives*

WE CAN TALK TO GOD
SUPPLIES: Take-Home page, coloring supplies, white paper cups (2 per kid), yarn, scissors (prep), paper clips (2 per kid), tape (optional)

OR

TALK TO GOD
SUPPLIES: Take-Home page, coloring supplies, printable pages

©2026 Awana® Clubs International. This document may be reproduced only by churches registered with Awana.

Pray for each regular attendee by name. Pray for those who might visit your group for the first time. Pray specifically for kids who are typically overlooked by others. Pray that they would be made to feel special and valued. Also pray for kids who are typically doing the "overlooking." Ask God to show them other kids who need to feel valued. Pray that these kids would work to make others feel included and special.

Before Kids Arrive

- Go through your supply tub and make sure you have all the supplies you need for the morning. (we do sometimes make mistakes 😊)

Arrival

Kids will be with their parents for worship and be dismissed to meet you in the Bridge Kids Lobby. During the kids blessing, come to the Bridge Kids Lobby and get your Attendance Book.

Welcome kids and verify you have all kids listed in the book (and that all kids ARE listed in the book. Any kids not listed will need to be checked in by the Welcome Desk).

As kids come in:

- Have kids select and sit on carpet squares
- Hand out snack
- Play story video (press down arrow on keyboard)

Wrap-Up:

Big Question:

Say: Now it's time to answer our Big Question. Can you all help me do a drumroll? Ready? 1, 2, 3 ... drumroll!

Show the Big Question and Answer Teaching Image.

Say: Who is greater than everything? God!

Say: That's right! The Bible teaches that God is bigger and stronger and greater than anyone or anything!

Monthly Memory Verse

Great is the LORD, and greatly to be praised. (Psalm 145:3)

Verse Video:

Watch the Memory Verse Video and practice the motions with the kids.

Memory Verse Motions:

Help kids recite and retain the memory verse by teaching it with motions. Before you teach the verse, be sure to explain what it means.

- Great *(make a V with your arms)*
- is the LORD, *(point to the sky)*
- and greatly *(bring arms in and extend out to one side)*
- to be praised. *(bring arms in and extend out to the other side)*
- Psalm 145:3 *(open hands like a book)*

Review:

He: God is real.

We: We can talk to Him.

Me: I can talk to Him.

Say: It's been so great being with you today, friends! Before we end our teaching time, let's review what we have learned. Let's all point up really high and say, "God is real."

Have the kids point up and say, "God is real."

Say: Now let's reach our hands out to the side and say, "We can talk to Him."

Have the kids reach out and say, "We can talk to Him."

Say: Now let's point to ourselves and say, "I can talk to Him."

Have the kids point to themselves and say, "I can talk to Him."



PRAYERS TO GOD

SUPPLIES:
Paper (1 per kid), coloring supplies

PREP:
None

LEADER TIP: Play soft worship music in the background.

ACTIVITY INTRO:

The Bible teaches us true stories about God. Today we learned God is real and we can talk to Him.

INSTRUCTIONS:

1. **Say:** One way we can talk to God is through prayer. I will give each of you a piece of paper and some coloring supplies. We will think about something you want to tell God about and then draw a picture of it.
2. **Say:** You could tell God about something that makes you happy, sad, afraid or even something really exciting.
3. **Ask:** What is one thing you want to tell God?
4. **Say:** Let's draw a picture of what you want to tell God. Then we will pray together.
5. *Once kids have drawn their pictures, lead them in a prayer.*
6. **Prayer example:** Dear God, thank You for each of these kids. I pray that they know they can talk to you anytime, anywhere. Help them to always come to You. In Jesus' name, amen.
7. **Ask:** Who is your favorite person to talk to?

ACTIVITY WRAP-UP:

God is real, and He is always there. We can count on God and know that He will always be faithful. One way we can count on God is knowing that He will hear us when we pray to Him. I love that God invites us to talk to Him.

©2026 Awana® Clubs International. This document may be reproduced only by churches registered with Awana.



GOD HEARS ME

SUPPLIES:
Take-Home page, coloring supplies, printable page, smiley-face stickers (3 per kid), scissors (prep)

PREP:
Print the Take-Home page (1 per kid). Print the printable page and cut out (1 phone per kid). Fold each phone on the dotted line.

INSTRUCTIONS:

1. **Say:** Today we learned an amazing Bible story about when Elijah called out to God and God answered him. You and I can talk to God just like Elijah did. God is real and will hear us!
2. **Say:** Some ways we can talk to others is by using a phone. We will make a phone-like craft to remember we can always talk to God no matter where we are. God can hear us anywhere! God is always there. We can count on Him and know that God is real.
3. *Pass out precut and folded printable pages, coloring supplies and stickers.*
4. *Lead kids to color in their phone craft and then add the stickers for decorations.*
5. *Write each kid's name on their craft and set aside for parent pickup.*

DISCUSSION QUESTIONS:

- Why did Elijah call out to God?
- Did the people's false god answer them?
- How did God show He is greater?
- What did you learn about God from today's Bible story?

PRAY TOGETHER:

Dear God, thank You for hearing us when we talk to You. Help each kid to remember they can tell You anything and talk to You all the time. Help them to draw close to You. Amen.

ACTIVITY WRAP-UP:

Give each kid a Take-Home page. With remaining time, kids can play in centers or color the Take-Home page.

©2026 Awana® Clubs International. This document may be reproduced only by churches registered with Awana.

Extra Time?

- Work on Books of the Bible
- Work on Memory Verse
  - BEAN BAG: Have children toss a bean bag to each other and when they catch the bean bag they say the next word in the verse
  - POPCORN: Have children sit in a circle and jump up in turn and say the next word of the verse, sitting down quickly after saying their word
  - HAND MOTIONS: Either you or the kids make up hand motions to key words or phrases of the verse. Practice and the have a competition between boys and girls.

Greet parents at the door. Make sure you match their security tag with Attendance Book. Have them initial Attendance Book (their security tag and child's nametag can be given to Welcome Desk for nametag ball.)

Hand each parent:

- Any craft/activity page

BEFORE YOU LEAVE:

After 11:45 Services:

- **Make sure chairs are stacked (kids can do this)**
- **Spray toys with sanitizer**
- **Turn off TV by:**
  - **Close PowerPoint**
  - **Power off computer**
  - **Turn off TV**
- **Put everything away – all tables and counters should be completely empty**
- **Place Prayer Journal and Curriculum book in supply tub.**
- **Return Prayer Sheet, Blue Report (if needed) and Attendance Book to Welcome Desk**
- **Take supply tub to Resource Room**

CENTERS & *Bonus Script*

CENTERS:

Set up 3–4 centers around the room for kids to explore and learn as they play. While kids explore the centers, leaders can work with individuals or small groups to make the craft. Set up each center in a separate part of the room, making sure all kids are visible at all times. Show the whole group what is in each center and give simple instructions on what kids should do in each center.

- **Dramatic Play:** Set out items that you would see around a campfire, such as a foam blocks (stones), toy pots/watering cans, orange/yellow tissue paper (the fire), etc. Lead kids to play with the various items as they retell the Bible story.
- **Block Center:** Set out blocks and encourage kids to build and rebuild altars.
- **Modeling Dough Center:** Set out red, orange, yellow and blue modeling dough; rolling pins; and simple dough tools. Lead kids to form flames, raindrops and mountains.

BONUS SCRIPT:

Preschoolers learn best through repetition. Use the script below to review the story at any opportunity. You could review the story while kids play in centers, while they work on their craft, during snack time or while waiting for parents.

Say: Elijah went to a big mountain called Mount Carmel. The people didn't know who the real God is. The prophets of Baal called and called to their pretend god, but nothing happened. Then it was Elijah's turn. He poured water all over the altar. When Elijah prayed, God sent real fire from heaven, and it burned up the altar and everything around it. Everyone saw that God is real and God is powerful. God is the one true God!

? BIG QUESTION

Who is greater than everything? God!

©2026 Awana® Clubs International. This document may be reproduced only by churches registered with Awana.



JONAH

BIBLE PASSAGE ***(JONAH 1–4)***

Summary: God called the prophet Jonah to warn Nineveh, but Jonah disobeyed and sailed in the opposite direction. A huge storm came, and the sailors threw Jonah into the sea. God sent a big fish to swallow him. Inside the fish, Jonah prayed and admitted he was wrong. The fish spit him out, and this time Jonah went to Nineveh. He warned the people, and they responded by believing in God. Jonah was upset that God showed grace, and God used a vine to remind him to show grace to others.

Today's Brite Idea is: God gives grace.

MONTHLY
Memory Verse

Great is the LORD, and greatly to be praised.

(PSALM 145:3)

BIG QUESTION

Who is greater than everything? God!

HE — God is love.

WE — God shows us grace.

ME — God shows me grace.

©2026 Awana® Clubs International. This document may be reproduced only by churches registered with Awana.

LEADER TRAINING: FOCUS ON RHYTHM AND ROUTINE

Preschoolers thrive when they know what comes next. Consistent routines reduce frustration by preventing misbehavior and giving kids a sense of safety.

- **Keep daily patterns predictable.** Use songs, claps or visual cues to signal transitions so kids know what's coming next. A cheerful clean-up song or a rhythmic countdown can turn potential chaos into order.
- **Give gentle warnings before transitions.** "Five more minutes of play, then clean-up time!" helps kids prepare emotionally and physically to shift from one activity to another.
- **Celebrate routine success.** Notice when kids follow the routine well and say things like "You listened so well when it was time to line up!" Recognition reinforces healthy habits and builds confidence.
- **Connect to God's order.** Just as God created the world with rhythm (day and night, work and rest), routines bring peace and structure that reflect His good design!

NAVIGATING A BROKEN WORLD: GUILT

One study revealed that as many as 40 percent of believers struggle with guilt because they are afraid that they are displeasing God.* Guilt is a normal human emotion that the Holy Spirit often uses to show us the sins we have committed. Even a preschooler can feel guilt from sinning. A preschooler may express this emotion as feeling yucky or sad. The feeling of guilt is designed to bring us back to God, not to produce fear or anxiety. Some kids, even at a young age, struggle with guilt, especially kids who have experienced trauma. In today's lesson, kids will learn about the grace God shows us when we mess up. Help kids learn that guilt can guide us away from sin and back toward God. When we turn back to God, we can receive His grace just as Jonah did.

PRESCHOOL GLOSSARY:

Grace: God's kindness that we don't deserve

Prophet: a person who gives God's messages to His people

*For more resources on this topic, check out: britecurriculum.com/resources

©2026 Awana® Clubs International. This document may be reproduced only by churches registered with Awana.

Lesson ROADMAP

1 BELONG

Small Group (15 MINUTES)

GOAL: *For kids to experience God's love through a welcoming community*

BIG FISH TAG
SUPPLIES: None

OR

CALM OR STORM?
SUPPLIES: Parachute

2 BIBLE TEACHING

Large Group (20 MINUTES)

JONAH
(JONAH 1–4)

SUPPLIES: Bible, teaching slides, teaching pictures (printed/shown from teaching slides), video player, music player, printable pages, 4 craft sticks, tape, scissors (prep)

3 BELIEVE

Small Group (10 MINUTES)

GOAL: *For kids to discover who God is by engaging with the Bible*

PASS THE PRAISE
SUPPLIES: Memory Verse Song, music player, soft ball

OR

BEFORE OR AFTER?
SUPPLIES: Painter's tape

4 BECOME

Small Group (15 MINUTES)

GOAL: *For kids to learn to follow Jesus by applying faith to their lives*

JONAH'S STORY
SUPPLIES: Take-Home page, coloring supplies, craft sticks (1 per kid), tape, printable page, scissors (prep)

OR

POM-POM RESCUE
SUPPLIES: Take-Home page, coloring supplies, bin, pom-poms (1 large bag), rubber bands (several), 2 tongs

©2026 Awana® Clubs International. This document may be reproduced only by churches registered with Awana.

Pray for each regular attendee by name. Pray for those who might visit your group for the first time. Pray specifically for kids who are typically overlooked by others. Pray that they would be made to feel special and valued. Also pray for kids who are typically doing the "overlooking." Ask God to show them other kids who need to feel valued. Pray that these kids would work to make others feel included and special.

Before Kids Arrive

- Go through your supply tub and make sure you have all the supplies you need for the morning. (we do sometimes make mistakes 😊)

Arrival

Kids will be with their parents for worship and be dismissed to meet you in the Bridge Kids Lobby. During the kids blessing, come to the Bridge Kids Lobby and get your Attendance Book.

Welcome kids and verify you have all kids listed in the book (and that all kids ARE listed in the book. Any kids not listed will need to be checked in by the Welcome Desk).

As kids come in:

- Have kids select and sit on carpet squares
- Hand out snack
- Play story video (press down arrow on keyboard)

Wrap-Up:

Big Question:

Say: Now it's time to answer our Big Question. Can you all help me do a drumroll? Ready? 1, 2, 3 ... drumroll!

Show the Big Question and Answer Teaching Image.

Say: Who is greater than everything? God!

Say: That's right! The Bible teaches that God is bigger and stronger and greater than anyone or anything!

Monthly Memory Verse

Great is the LORD, and greatly to be praised. (Psalm 145:3)

Verse Video:

Watch the Memory Verse Video and practice the motions with the kids.

Memory Verse Motions:

Help kids recite and retain the memory verse by teaching it with motions. Before you teach the verse, be sure to explain what it means.

- Great *(make a V with your arms)*
- is the LORD, *(point to the sky)*
- and greatly *(bring arms in and extend out to one side)*
- to be praised. *(bring arms in and extend out to the other side)*
- Psalm 145:3 *(open hands like a book)*

Review:

He: God is real.

We: We can talk to Him.

Me: I can talk to Him.

Say: It's been so great being with you today, friends! Before we end our teaching time, let's review what we have learned. Let's all point up really high and say, "God is real."

Have the kids point up and say, "God is real."

Say: Now let's reach our hands out to the side and say, "We can talk to Him."

Have the kids reach out and say, "We can talk to Him."

Say: Now let's point to ourselves and say, "I can talk to HIm."

Have the kids point to themselves and say, "I can talk to Him."



MEMORY VERSE ROW

SUPPLIES:
Memory Verse Song, music player, parachute

PREP:
Lay out the parachute on the ground.

LEADER TIP: If you don't have a parachute, use a bedsheet instead.

ACTIVITY INTRO:

The Bible teaches us true stories about God. Today we learned God is love. God showed grace, and many people believed in Him.

INSTRUCTIONS:

1. **Say:** Our memory verse teaches us about how great God is and how we should praise Him. Let's all gather together and sit on the parachute. We will pretend the parachute is like a big boat!
2. **Say:** Let's pretend to row the "boat" as we listen to the Memory Verse Song.
3. *Play the Memory Verse Song.*
4. *Lead kids to pretend to row to the beat of the song by wiggling their hands back and forth while holding the parachute.*
5. *Repeat the song and encourage kids to row and sing along.*
6. **Ask:** Is anything greater than God?

ACTIVITY WRAP-UP:

God is greater than everything! We can praise God and learn more about His greatness!

©2026 Awana® Clubs International. This document may be reproduced only by churches registered with Awana.



GOD GIVES GRACE

SUPPLIES:
Take-Home page, coloring supplies, printable page, dot markers (1 per kid), fish stickers (4 per kid)

PREP:
Print the Take-Home page (1 per kid). Print the printable page on cardstock (1 per kid).

LEADER TIP: For a less-messy option, use dot stickers instead.

INSTRUCTIONS:

1. **Say:** God called Jonah to share His message to Nineveh. But Jonah did not do this. God showed grace to Jonah and all the people of Nineveh even though they did not deserve it.
2. **Say:** We can remember the Bible story of Jonah and how God gives grace.
3. **Say:** Let's make a craft to help us remember the amazing grace and kindness that God gives.
4. *Pass out a printable page and a dot marker to each kid.*
5. *Show kids how to use the dot marker to fill in all empty dots on their page. Then pass out fish stickers for kids to finish decorating their picture with.*
6. **Say:** God shows us grace when we mess up, when we yell at our siblings, when we are mean to others or when we do something else that is wrong. God loves us and wants us to know His grace is enough.
7. **Ask:** How can we show others grace?
8. *Write each kid's name on their paper and set aside for parent pickup.*

DISCUSSION QUESTIONS:

- What did God tell Jonah to do?
- What did Jonah do in the fish?
- Why was Jonah upset?
- How did God show Jonah grace?

PRAY TOGETHER:

Dear God, thank You for Your grace. Thank You for Your kindness. Help us to trust in You each day. Amen.

ACTIVITY WRAP-UP:

Give each kid a Take-Home page. With remaining time, kids can play in centers or color the Take-Home page.

©2026 Awana® Clubs International. This document may be reproduced only by churches registered with Awana.

CENTERS & *Bonus Script*

CENTERS:

Set up 3–4 centers around the room for kids to explore and learn as they play. While kids explore the centers, leaders can work with individuals or small groups to make the craft. Set up each center in a separate part of the room, making sure all kids are visible at all times. Show the whole group what is in each center and give simple instructions on what kids should do in each center.

- **Beanbag Toss:** Set out beanbags and a bucket. Lead kids to toss the beanbags into the bucket. Kids can pretend the beanbags are Jonah being swallowed by the fish.
- **Memory Matching:** Write numbers 1-5 on pairs of index cards. Set them out facedown for kids to flip over and find the matches. Share how Jonah shared God's message with a big number of people from Nineveh.
- **Sensory Bottles:** Fill a bottle about three-quarters full of water. Add a few drops of blue food coloring to make it look like the sea. Drop in small toy fish or ocean animals. Add glitter, sequins or beads, if desired. Fill the rest of the bottle with water, leaving a little space for movement. Seal the lid with hot glue or duct tape for safety. Kids can shake, roll and turn the bottles to watch the fish "swim" through the ocean. Share how God is love and how He showed Jonah grace by sending the fish to keep him safe.

BONUS SCRIPT:

Preschoolers learn best through repetition. Use the script below to review the story at any opportunity. You could review the story while kids play in centers, while they work on their craft, during snack time or while waiting for parents.

Say: Jonah tried to run away from God, so he got on a boat. A big storm came, and Jonah was thrown into the sea. But God gave Jonah grace and sent a big fish to keep him safe. Jonah prayed inside the fish, and God heard him. The fish spit out Jonah. Then Jonah obeyed God and went to Nineveh. God showed grace to the people and to Jonah.

? BIG QUESTION

Who is greater than everything? God!

©2026 Awana® Clubs International. This document may be reproduced only by churches registered with Awana.

Extra Time?

- Work on Books of the Bible
- Work on Memory Verse
    - BEAN BAG: Have children toss a bean bag to each other and when they catch the bean bag they say the next word in the verse
    - POPCORN: Have children sit in a circle and jump up in turn and say the next word of the verse, sitting down quickly after saying their word
    - HAND MOTIONS: Either you or the kids make up hand motions to key words or phrases of the verse. Practice and the have a competition between boys and girls.

Greet parents at the door. Make sure you match their security tag with Attendance Book. Have them initial Attendance Book (their security tag and child's nametag can be given to Welcome Desk for nametag ball.)

Hand each parent:

- Any craft/activity page

BEFORE YOU LEAVE:

After 11:45 Services:

- **Make sure chairs are stacked (kids can do this)**
- **Spray toys with sanitizer**
- **Turn off TV by:**
    - **Close PowerPoint**
    - **Power off computer**
    - **Turn off TV**
- **Put everything away – all tables and counters should be completely empty**
- **Place Prayer Journal and Curriculum book in supply tub.**
- **Return Prayer Sheet, Blue Report (if needed) and Attendance Book to Welcome Desk**
- **Take supply tub to Resource Room**



ISAIAH'S CALL

BIBLE PASSAGE ***(ISAIAH 6)***

Summary: God gave Isaiah a vision of the heavenly temple. Isaiah saw God on His throne, high and lifted up. Angels called, "Holy, holy, holy!" The temple shook, and smoke filled the room. Isaiah realized he was sinful and said his lips were unclean. A seraph touched a coal to his lips, showing he was forgiven. Then God asked whom He could send with His message. Isaiah said, "Here I am! Send me!" God chose Isaiah to be His prophet.

Today's Brite Idea is: God is holy.

MONTHLY *Memory Verse*

Great is the LORD, and greatly to be praised.

(PSALM 145:3)

BIG QUESTION

Who is greater than everything? God!

HE — God is holy.

WE — We all sin.

ME — I sin but can be forgiven.

©2026 Awana® Clubs International. This document may be reproduced only by churches registered with Awana.

LEADER TRAINING: WORDING MATTERS

In preschool classrooms, the way we talk about rules matters more than we often realize.

- **Avoid negative phrasing.** Young kids are still learning language and self-control. Saying "No hitting" or "Don't run" can backfire because their brains often focus on the behavior you're trying to stop. For example, "Don't run" can make a kid think "Run!" instead of "Walk inside."
- **State expectations positively.** Use phrases like "I can use gentle hands and feet" or "I walk inside the space." Positive rules tell kids exactly what to do, giving clear, actionable guidance instead of only limits.
- **Consider child development.** Preschoolers respond better to instructions they can follow because their self-regulation skills are still developing.
- **Reflect God's truth.** Positive phrasing models what is good, kind and right. It helps preschoolers internalize healthy behaviors and creates a classroom environment that reflects both order and grace.

NAVIGATING A BROKEN WORLD: RIGHT AND WRONG

More than half of American adults say the situation someone is in can determine what is right or what is wrong.* Most people in today's world don't view right or wrong as absolute. However, the Bible is clear that God decides what is right and wrong. Preschoolers are still developmentally learning how to distinguish right from wrong. Help them learn about living God's ways and not their own way. Because God is holy, He is the One who determines right and wrong, not people. Through His love, God offered His Son as a Savior to forgive our sins and teaches us what sin is.

PRESCHOOL GLOSSARY:

Holy: set apart, perfect

Vision: a special picture or message shown by God

*For more resources on this topic, check out: britecurriculum.com/resources

©2026 Awana® Clubs International. This document may be reproduced only by churches registered with Awana.

Lesson ROADMAP

1 BELONG

Small Group (15 MINUTES)

GOAL: *For kids to experience God's love through a welcoming community*

HOLY MATCH
SUPPLIES: 20 Index cards, writing supplies

OR

TEMPLE TREMBLE
SUPPLIES: Music player, upbeat kids' worship song, beanbag

2 BIBLE TEACHING

Large Group (20 MINUTES)

ISAIAH'S CALL
(ISAIAH 6)

SUPPLIES: Bible, teaching slides, teaching pictures (printed/shown from teaching slides), video player, music player

3 BELIEVE

Small Group (10 MINUTES)

GOAL: *For kids to discover who God is by engaging with the Bible*

HOP THE PATH
SUPPLIES: 10 pieces of cardstock, marker, painter's tape

OR

GOD IS...
SUPPLIES: Dry-erase board, dry-erase markers, dry eraser

4 BECOME

Small Group (15 MINUTES)

GOAL: *For kids to learn to follow Jesus by applying faith to their lives*

HERE I AM! SEND ME!
SUPPLIES: Take-Home page, coloring supplies, printable page, yarn, tape, scissors (prep)

OR

FORGIVEN
SUPPLIES: Take-Home page, coloring supplies

©2026 Awana® Clubs International. This document may be reproduced only by churches registered with Awana.

Pray for each regular attendee by name. Pray for those who might visit your group for the first time. Pray specifically for kids who are typically overlooked by others. Pray that they would be made to feel special and valued. Also pray for kids who are typically doing the "overlooking." Ask God to show them other kids who need to feel valued. Pray that these kids would work to make others feel included and special.

Before Kids Arrive

- Go through your supply tub and make sure you have all the supplies you need for the morning. (we do sometimes make mistakes 😊)

Arrival

Kids will be with their parents for worship and be dismissed to meet you in the Bridge Kids Lobby. During the kids blessing, come to the Bridge Kids Lobby and get your Attendance Book.

Welcome kids and verify you have all kids listed in the book (and that all kids ARE listed in the book. Any kids not listed will need to be checked in by the Welcome Desk).

As kids come in:

- Have kids select and sit on carpet squares
- Hand out snack
- Play story video (press down arrow on keyboard)

Wrap-Up:

Big Question:

Say: Now it's time to answer our Big Question. Can you all help me do a drumroll? Ready? 1, 2, 3 ... drumroll!

Show the Big Question and Answer Teaching Image.

Say: Who is greater than everything? God!

Say: That's right! The Bible teaches that God is bigger and stronger and greater than anyone or anything!

Monthly Memory Verse

Great is the LORD, and greatly to be praised. (Psalm 145:3)

Verse Video:

Watch the Memory Verse Video and practice the motions with the kids.

Memory Verse Motions:

Help kids recite and retain the memory verse by teaching it with motions. Before you teach the verse, be sure to explain what it means.

- Great *(make a V with your arms)*
- is the LORD, *(point to the sky)*
- and greatly *(bring arms in and extend out to one side)*
- to be praised. *(bring arms in and extend out to the other side)*
- Psalm 145:3 *(open hands like a book)*

Review:

He: God is real.

We: We can talk to Him.

Me: I can talk to Him.

Say: It's been so great being with you today, friends! Before we end our teaching time, let's review what we have learned. Let's all point up really high and say, "God is real."

Have the kids point up and say, "God is real."

Say: Now let's reach our hands out to the side and say, "We can talk to Him."

Have the kids reach out and say, "We can talk to Him."

Say: Now let's point to ourselves and say, "I can talk to HIm."

Have the kids point to themselves and say, "I can talk to Him."



HOLY LETTER HUNT

SUPPLIES:
Muffin tin, sticky notes, marker, heart stickers (1 per kid)

PREP:
Write each letter of the word "holy" onto separate sticky notes and fold each one in half. Place them randomly in the muffin tin cups. Put a heart sticker in any remaining muffin tin cups. Cover the top of each one with a sticky note to hide what is inside.

LEADER TIP: Some of the muffin cups will be empty. If a kid does not find a letter, encourage them to look again on their next try!

ACTIVITY INTRO:

The Bible teaches us true stories about God. Today we learned God is holy. The word "holy" means to be set apart and perfect. God does nothing wrong. He is totally good! We can follow God and know that He is good and holy and that He will forgive all our sins through Jesus.

INSTRUCTIONS:

1. **Say:** God is holy. Let's play a fun game where we find the letters that make up the word "holy." The letters we are going to look for are H, O, L and Y!
2. *Lay out the prepared muffin tin.*
3. *Gather kids around it and have each kid lift up a sticky note to see if they can find anything inside.*
4. *When kids do find a letter, set it aside until all the letters of "Holy" are found. Help kids spell it out.*
5. *Then put the sticky notes back and play again.*
6. *Pass out a heart sticker to each kid. Remind kids that God is holy and loves them so much.*
7. **Ask:** Who is holy?

ACTIVITY WRAP-UP:

God is holy! We can learn more about God from the Bible, and we can choose to follow Him.

©2026 Awana® Clubs International. This document may be reproduced only by churches registered with Awana.



LET IT SHINE

SUPPLIES:
Take-Home page, coloring supplies, plastic jar (1 per kid), tissue paper, scissors (prep), glue, battery-powered tealight candle (1 per kid), marker

PREP:
Print the Take-Home page (1 per kid). Cut the tissue paper into 2-inch-by-2-inch squares (1 handful per kid).

INSTRUCTIONS:

1. **Say:** We learned God is holy. We all sin, but God will forgive our sins when we choose to trust in Jesus.
2. **Say:** When we say God is holy, it means He is perfect and set apart. When we follow God, we can be a light to others and share about Him.
3. **Say:** Let's make a jar that will shine bright to remind us of God's holiness and how we can share the amazing message of who God is with others.
4. *Pass out a jar, a handful of precut tissue paper and glue to the kids. Help kids glue the tissue paper to the outside of the jar. Then place a battery-powered tealight candle inside the jar.*
5. **Ask:** What do you love about God?
6. *Use the marker to write each kid's name on the bottom of the jar and set aside for parent pickup.*

DISCUSSION QUESTIONS:

- What did Isaiah see?
- Who is holy?
- Who can forgive all our sins?
- Whom did God choose to be His prophet?

PRAY TOGETHER:

Dear God, You are greater than anything! You are holy and great. Thank You for loving us. Help us to grow in our faith and follow You. Amen.

ACTIVITY WRAP-UP:

Give each kid a Take-Home page. With remaining time, kids can play in centers or color the Take-Home page.

©2026 Awana® Clubs International. This document may be reproduced only by churches registered with Awana.

CENTERS & *Bonus Script*

CENTERS:

Set up 3–4 centers around the room for kids to explore and learn as they play. While kids explore the centers, leaders can work with individuals or small groups to make the craft. Set up each center in a separate part of the room, making sure all kids are visible at all times. Show the whole group what is in each center and give simple instructions on what kids should do in each center.

- **Building Blocks:** Provide building blocks for kids to work together to build a temple. Share how Isaiah saw a heavenly temple in his vision from today's Bible story.
- **Sensory Bin:** Place colorful feathers, scoops and small containers in a sensory bin. Kids can scoop, pour and sort the features. Ask kids what colors they think Isaiah would have seen in his vision.
- **Modeling Dough:** Provide modeling dough for kids to create a face. Have kids think about what Isaiah saw, what touched his lips and what he heard God say. Lead kids to point out their eyes, lips and ears.

BONUS SCRIPT:

Preschoolers learn best through repetition. Use the script below to review the story at any opportunity. You could review the story while kids play in centers, while they work on their craft, during snack time or while waiting for parents.

Say: Isaiah saw something amazing! God gave Isaiah a vision of His heavenly temple. Isaiah saw God sitting on a big throne—high and lifted up because God is holy. Angels called out, "Holy, holy, holy!" The whole temple shook, and Isaiah knew he had sinned. But God forgave him and made him clean. Then God asked, "Who will go for Me?" And Isaiah said, "Here I am! Send me!" God chose Isaiah to share His message. God showed He is greater than anything.

? BIG QUESTION

Who is greater than everything? God!

©2026 Awana® Clubs International. This document may be reproduced only by churches registered with Awana.

Extra Time?

- Work on Books of the Bible
- Work on Memory Verse
    - BEAN BAG: Have children toss a bean bag to each other and when they catch the bean bag they say the next word in the verse
    - POPCORN: Have children sit in a circle and jump up in turn and say the next word of the verse, sitting down quickly after saying their word
    - HAND MOTIONS: Either you or the kids make up hand motions to key words or phrases of the verse. Practice and the have a competition between boys and girls.

Greet parents at the door. Make sure you match their security tag with Attendance Book. Have them initial Attendance Book (their security tag and child's nametag can be given to Welcome Desk for nametag ball.)

Hand each parent:

- Any craft/activity page

BEFORE YOU LEAVE:

After 11:45 Services:

- **Make sure chairs are stacked (kids can do this)**
- **Spray toys with sanitizer**
- **Turn off TV by:**
    - **Close PowerPoint**
    - **Power off computer**
    - **Turn off TV**
- **Put everything away – all tables and counters should be completely empty**
- **Place Prayer Journal and Curriculum book in supply tub.**
- **Return Prayer Sheet, Blue Report (if needed) and Attendance Book to Welcome Desk**
- **Take supply tub to Resource Room**



THE FIERY FURNACE

BIBLE PASSAGE ***(DANIEL 3)***

Summary: When Babylon captured Israel, young men like Daniel and his friends were taken to serve the king. King Nebuchadnezzar built a gold statue and commanded all to worship it or be thrown into a fiery furnace. Shadrach, Meshach and Abednego refused, choosing to honor God. Even when given another chance, they stood firm. They were thrown into the furnace, but the king saw a fourth man with them, protecting them from harm.

Today's Brite Idea is: Only God is worthy of worship.

MONTHLY *Memory Verse*

Great is the LORD, and greatly to be praised.

(PSALM 145:3)

BIG QUESTION

Who is greater than everything? God!

HE — God is awesome.

WE — We can worship Him.

ME — I can worship Him.

©2026 Awana® Clubs International. This document may be reproduced only by churches registered with Awana.

LEADER TRAINING: USE GENTLE AND IMMEDIATE GUIDANCE

Preschoolers often need help in the moment, not later. Immediate, gentle guidance teaches kids what to do instead of only pointing out what they did wrong. Correction becomes most effective when it is clear and timely, giving kids the chance to learn and practice the right behavior right away.

- **Act quickly and stay calm.** A gentle reminder, such as "Feet stay on the floor" or "Use gentle hands," works best when misbehavior happens. Your calm presence communicates care and sets the stage for safety.
- **Guide kids as needed.** Gently showing a kid how to place a puzzle piece or carry a toy correctly helps them understand through action. Physical guidance combined with words reinforces learning and keeps kids engaged.
- **Reinforce with encouragement.** Pair any correction with positive phrases, such as "Let's try that again together" or "I see you are working hard to listen."
- **Reflect God's patience.** Immediate guidance models grace, teaches kids how to respond to correction and shows them how love can guide behavior.

NAVIGATING A BROKEN WORLD: PERSECUTION

More than 360 million Christians experience significant persecution in their home countries, including facing kidnapping, jail and even loss of life.* Just like Shadrach, Meshach and Abednego, believers around the world risk their lives by following the one true God. Some kids in your group may have experienced teasing for going to church or being put down for asking questions about God. In today's lesson, kids will see that Shadrach, Meshach and Abednego stayed true to their faith even when it made life much harder for them. You can help kids see that God uses persecution to point others toward Him. Around the world, the church is growing in countries of persecution. Lead the kids in your group to pray for those around the world who are choosing to follow God even when it's not easy.

PRESCHOOL GLOSSARY:

Golden statue: an item people use for worship

Honor: to show respect

Worship: celebrating God for who He is

*For more resources on this topic, check out: britecurriculum.com/resources

©2026 Awana® Clubs International. This document may be reproduced only by churches registered with Awana.

Lesson ROADMAP

1 BELONG

Small Group (15 MINUTES)

GOAL: *For kids to experience God's love through a welcoming community*

THE KING SAYS
SUPPLIES: None

OR

HOT OR COLD?
SUPPLIES: Cardstock (5 red, 5 orange, 5 yellow), scissors (prep), tape (optional)

2 BIBLE TEACHING

Large Group (20 MINUTES)

THE FIERY FURNACE
(DANIEL 3)

SUPPLIES: Bible, teaching slides, teaching pictures (printed/shown from teaching slides), video player, music player

3 BELIEVE

Small Group (10 MINUTES)

GOAL: *For kids to discover who God is by engaging with the Bible*

GLOWING PRAISE
SUPPLIES: Glowsticks (1-2 per kid), music player, Memory Verse Song

OR

GOD IS AWESOME
SUPPLIES: Painter's tape

4 BECOME

Small Group (15 MINUTES)

GOAL: *For kids to learn to follow Jesus by applying faith to their lives*

LET'S WORSHIP GOD!
SUPPLIES: Take-Home page, coloring supplies, printable page, craft stick (1 per kid), ribbon (red, orange, yellow), tape, scissors (prep), music player, upbeat kids' worship song

OR

WORSHIPING GOD
SUPPLIES: Take-Home page, coloring supplies, parachute

©2026 Awana® Clubs International. This document may be reproduced only by churches registered with Awana.

Pray for each regular attendee by name. Pray for those who might visit your group for the first time. Pray specifically for kids who are typically overlooked by others. Pray that they would be made to feel special and valued. Also pray for kids who are typically doing the "overlooking." Ask God to show them other kids who need to feel valued. Pray that these kids would work to make others feel included and special.

Before Kids Arrive

- Go through your supply tub and make sure you have all the supplies you need for the morning. (we do sometimes make mistakes 😊)

Arrival

Kids will be with their parents for worship and be dismissed to meet you in the Bridge Kids Lobby. During the kids blessing, come to the Bridge Kids Lobby and get your Attendance Book.

Welcome kids and verify you have all kids listed in the book (and that all kids ARE listed in the book. Any kids not listed will need to be checked in by the Welcome Desk).

As kids come in:

- Have kids select and sit on carpet squares
- Hand out snack
- Play story video (press down arrow on keyboard)

Wrap-Up:

Big Question:

Say: Now it's time to answer our Big Question. Can you all help me do a drumroll? Ready? 1, 2, 3 ... drumroll!

Show the Big Question and Answer Teaching Image.

Say: Who is greater than everything? God!

Say: That's right! The Bible teaches that God is bigger and stronger and greater than anyone or anything!

Monthly Memory Verse

Great is the LORD, and greatly to be praised. (Psalm 145:3)

Verse Video:

Watch the Memory Verse Video and practice the motions with the kids.

Memory Verse Motions:

Help kids recite and retain the memory verse by teaching it with motions. Before you teach the verse, be sure to explain what it means.

- Great *(make a V with your arms)*
- is the LORD, *(point to the sky)*
- and greatly *(bring arms in and extend out to one side)*
- to be praised. *(bring arms in and extend out to the other side)*
- Psalm 145:3 *(open hands like a book)*

Review:

He: God is real.

We: We can talk to Him.

Me: I can talk to Him.

Say: It's been so great being with you today, friends! Before we end our teaching time, let's review what we have learned. Let's all point up really high and say, "God is real."

Have the kids point up and say, "God is real."

Say: Now let's reach our hands out to the side and say, "We can talk to Him."

Have the kids reach out and say, "We can talk to Him."

Say: Now let's point to ourselves and say, "I can talk to HIm."

Have the kids point to themselves and say, "I can talk to Him."



MEMORY VERSE HOT POTATO

SUPPLIES:
Music player, Memory Verse Song, beanbag

PREP:
None

ACTIVITY INTRO:

The Bible teaches us true stories about God. Today we learned God is awesome and we can worship Him. Three friends would not worship anything or anyone else but God.

INSTRUCTIONS:

1. *Gather kids to sit in a circle.*
2. **Say:** Let's practice our memory verse by listening to our Memory Verse Song. As the song plays, we will pass this beanbag around the circle. When the song stops, whoever is holding it will lead us in saying our verse.
3. **Say:** Our memory verse is, *Great is the LORD, and greatly to be praised. (Psalm 145:3)*
4. *Play and pause the Memory Verse Song as kids pass the beanbag around the circle. When the music pauses, help whoever is holding the beanbag lead the group in saying the verse.*
5. *Repeat as time allows.*
6. *Challenge kids to pass the beanbag as fast as they can!*
7. **Ask:** Whom does our verse say is great?

ACTIVITY WRAP-UP:

God is so great, and we can praise Him! We learned today how three friends would only praise and worship God. They knew worshiping God was most important.

©2026 Awana® Clubs International. This document may be reproduced only by churches registered with Awana.



WORSHIP SHAKER

SUPPLIES:
Take-Home page, coloring supplies, plastic egg (1 per kid), uncooked rice (2 tablespoons per kid), tape, stickers (4 per kid), marker

PREP:
Print the Take-Home page (1 per kid). Fill each plastic egg with rice and seal shut with tape (1 per kid).

INSTRUCTIONS:

1. **Say:** We can worship God. What are ways that we can worship Him? One way we can worship God is by using our voices and by singing, dancing and clapping our hands.
2. **Say:** Today we will make a shaker that we can use to worship God. We can worship God when we are happy, sad or even when we're mad. We can worship God each day and know that He deserves our praise!
3. *Pass out the prefilled and taped eggs. Then pass out the stickers. Help kids decorate their egg shakers.*
4. *Lead kids to shake their shaker as they praise God. Lead them to shake their shaker fast, slow, up high and down low.*
5. *Use the marker to write each kid's name on their craft and set aside for parent pickup.*

DISCUSSION QUESTIONS:

- What did the king want everyone to do?
- Did the three friends worship the statue?
- Whom did the three friends worship?
- Whom can we worship?

PRAY TOGETHER:

Dear God, You are so awesome! Help us to praise You each day. Amen.

ACTIVITY WRAP-UP:

Give each kid a Take-Home page. With remaining time, kids can play in centers or color the Take-Home page.

©2026 Awana® Clubs International. This document may be reproduced only by churches registered with Awana.

CENTERS & *Bonus Script*

CENTERS:

Set up 3–4 centers around the room for kids to explore and learn as they play. While kids explore the centers, leaders can work with individuals or small groups to make the craft. Set up each center in a separate part of the room, making sure all kids are visible at all times. Show the whole group what is in each center and give simple instructions on what kids should do in each center.

- **Block Center:** Set out wooden blocks or foam blocks. Kids can build towers, cities or statues as they imagine they are in Babylon.
- **Drawing Center:** Set out coloring supplies and white cardstock. Encourage kids to draw what they remember from the story (e.g., flames, friends, hearts praising God, etc.).
- **Modeling Dough Center:** Set out red, orange and yellow modeling dough. Lead kids to make something from today's Bible story. Ask them what their favorite part of the Bible story was.

BONUS SCRIPT:

Preschoolers learn best through repetition. Use the script below to review the story at any opportunity. You could review the story while kids play in centers, while they work on their craft, during snack time or while waiting for parents.

Say: Three friends named Shadrach, Meshach and Abednego would only worship the one true God. The king wanted everyone to bow down to a big golden statue, but the friends loved God and would only worship Him. The king threw them into a fiery furnace, but God was with them and kept them safe! The king even saw a fourth person in the fire. God rescued the friends and they came out unharmed. God is powerful, and He protects us. Only God is worthy of worship.

? BIG QUESTION

Who is greater than everything? God!

©2026 Awana® Clubs International. This document may be reproduced only by churches registered with Awana.

Extra Time?

- Work on Books of the Bible
- Work on Memory Verse
    - BEAN BAG: Have children toss a bean bag to each other and when they catch the bean bag they say the next word in the verse
    - POPCORN: Have children sit in a circle and jump up in turn and say the next word of the verse, sitting down quickly after saying their word
    - HAND MOTIONS: Either you or the kids make up hand motions to key words or phrases of the verse. Practice and the have a competition between boys and girls.

Greet parents at the door. Make sure you match their security tag with Attendance Book. Have them initial Attendance Book (their security tag and child's nametag can be given to Welcome Desk for nametag ball.)

Hand each parent:

- Any craft/activity page

BEFORE YOU LEAVE:

After 11:45 Services:

- **Make sure chairs are stacked (kids can do this)**
- **Spray toys with sanitizer**
- **Turn off TV by:**
    - **Close PowerPoint**
    - **Power off computer**
    - **Turn off TV**
- **Put everything away – all tables and counters should be completely empty**
- **Place Prayer Journal and Curriculum book in supply tub.**
- **Return Prayer Sheet, Blue Report (if needed) and Attendance Book to Welcome Desk**
- **Take supply tub to Resource Room**



THE EXILES RETURN

BIBLE PASSAGE ***(EZRA 1–3; 7; NEHEMIAH 1–2)***

Summary: The Israelite people had been in exile for 70 years. King Cyrus was stirred by the Lord to let some of the people return to Jerusalem to rebuild the temple. Ezra later took a second group and encouraged all the people to turn away from sin and turn to God. Nehemiah heard about how the walls of Jerusalem were destroyed. He received permission to go back and help rebuild the walls. God used His people to do His work to restore the city.

Today's Brite Idea is: God works through His people.

MONTHLY *Memory Verse*

Great is the LORD, and greatly to be praised.

(PSALM 145:3)

BIG QUESTION

Who is greater than everything? God!

HE

God loves everyone.

WE

We can serve God.

ME

I can serve God.

©2026 Awana® Clubs International. This document may be reproduced only by churches registered with Awana.

LEADER TRAINING: OFFER CHOICES

Preschoolers often act out when they feel powerless or out of control. Give a preschooler a sense of control by offering choices. This encourages independence, teaches decision-making and reduces power struggles.

- **Keep choices limited.** Provide two clear options such as "Do you want to sit on the red chair or the blue chair?" Limiting options helps kids make decisions without becoming overwhelmed.
- **Make both options acceptable.** Each choice should be one that works within the classroom rules so kids can exercise control while the environment stays safe and orderly.
- **Connect choices to God's truth.** Explain that making good choices is part of following God's guidance and showing love to others. You might say, "God wants us to share and help our friends, so let's choose something that shows kindness."
- **Stay calm and consistent.** Kids build trust when leaders follow through, maintain clear boundaries and respond to choices with patience. Over time, offering choices helps kids grow in confidence in understanding God's design for their decision-making.

NAVIGATING A BROKEN WORLD: EARNING SALVATION

Almost half of U.S. adults believe that salvation is earned by doing good deeds in their lives.* Salvation by grace alone goes against our human instinct of working to get what we want. Kids naturally default to believing they have to earn God's favor and go to heaven. You may have kids in your group who feel they must do good things to earn God's love. In today's lesson, kids will learn that God works through us and that we can serve Him by serving others and sharing His love. Listen carefully to kids' responses, pointing them towards the grace of God. Help them see that our works are a response to God's love and goodness, not an effort to try to earn His favor.

PRESCHOOL GLOSSARY:

Temple: the holy place where God's people went to worship Him

*For more resources on this topic, check out: britecurriculum.com/resources

©2026 Awana® Clubs International. This document may be reproduced only by churches registered with Awana.

OLDER PRESCHOOL

Lesson ROADMAP

THE EXILES RETURN

1 BELONG

Small Group (15 MINUTES)

GOAL: *For kids to experience God's love through a welcoming community*

TEAM TOWER
SUPPLIES: Blocks

OR

LET'S HELP OTHERS
SUPPLIES: None

2 BIBLE TEACHING

Large Group (20 MINUTES)

THE EXILES RETURN
(EZRA 1–3; 7; NEHEMIAH 1–2)

SUPPLIES: Bible, teaching slides, teaching pictures (printed/shown from teaching slides), video player, music player, printable pages, scissors (prep), poster board, painter's tape

3 BELIEVE

Small Group (10 MINUTES)

GOAL: *For kids to discover who God is by engaging with the Bible*

MEMORY VERSE WIGGLE
SUPPLIES: Egg shakers (1 per kid), music player, Memory Verse Song

OR

RETURN FROM EXILE
SUPPLIES: Painter's tape

4 BECOME

Small Group (15 MINUTES)

GOAL: *For kids to learn to follow Jesus by applying faith to their lives*

HELPING HANDS
SUPPLIES: Take-Home page, coloring supplies, paper plates (1 per kid), large washable ink pads (1 per 3 kids), baby wipes, heart stickers (4 per kid)

OR

I CAN SERVE GOD
SUPPLIES:
Take-Home page, coloring supplies, 4 balls, 2 stuffed animals

©2026 Awana® Clubs International. This document may be reproduced only by churches registered with Awana.

Pray for each regular attendee by name. Pray for those who might visit your group for the first time. Pray specifically for kids who are typically overlooked by others. Pray that they would be made to feel special and valued. Also pray for kids who are typically doing the "overlooking." Ask God to show them other kids who need to feel valued. Pray that these kids would work to make others feel included and special.

Before Kids Arrive

- Go through your supply tub and make sure you have all the supplies you need for the morning. (we do sometimes make mistakes 😊)

Arrival

Kids will be with their parents for worship and be dismissed to meet you in the Bridge Kids Lobby. During the kids blessing, come to the Bridge Kids Lobby and get your Attendance Book.

Welcome kids and verify you have all kids listed in the book (and that all kids ARE listed in the book. Any kids not listed will need to be checked in by the Welcome Desk).

As kids come in:

- Have kids select and sit on carpet squares
- Hand out snack
- Play story video (press down arrow on keyboard)

Wrap-Up:

Big Question:

Say: Now it's time to answer our Big Question. Can you all help me do a drumroll? Ready? 1, 2, 3 ... drumroll!

Show the Big Question and Answer Teaching Image.

Say: Who is greater than everything? God!

Say: That's right! The Bible teaches that God is bigger and stronger and greater than anyone or anything!

Monthly Memory Verse

Great is the LORD, and greatly to be praised. (Psalm 145:3)

Verse Video:

Watch the Memory Verse Video and practice the motions with the kids.

Memory Verse Motions:

Help kids recite and retain the memory verse by teaching it with motions. Before you teach the verse, be sure to explain what it means.

- Great *(make a V with your arms)*
- is the LORD, *(point to the sky)*
- and greatly *(bring arms in and extend out to one side)*
- to be praised. *(bring arms in and extend out to the other side)*
- Psalm 145:3 *(open hands like a book)*

Review:

He: God is real.

We: We can talk to Him.

Me: I can talk to Him.

Say: It's been so great being with you today, friends! Before we end our teaching time, let's review what we have learned. Let's all point up really high and say, "God is real."

Have the kids point up and say, "God is real."

Say: Now let's reach our hands out to the side and say, "We can talk to Him."

Have the kids reach out and say, "We can talk to Him."

Say: Now let's point to ourselves and say, "I can talk to HIm."

Have the kids point to themselves and say, "I can talk to Him."



REBUILD THE WALLS

SUPPLIES:
Building blocks

PREP:
None

LEADER TIP: If you don't have enough building blocks, use plastic or styrofoam cups instead.

ACTIVITY INTRO:

The Bible teaches us true stories about God. Today we learned God works through His people. God loves us so much. Let's do a fun activity where we can work together.

INSTRUCTIONS:

1. **Say:** Let's work together to build some walls like the people did in today's Bible story. God loves us and because of this, we can serve Him!
2. *Lay out the building blocks.*
3. *Lead kids to gather around them and work on building a wall.*
4. *Help them use teamwork and be creative.*
5. *As kids build, share how God loves them so much and always will.*
6. **Ask:** Who loves you?

ACTIVITY WRAP-UP:

God loves you and me! God loves all of us! We can know God loves us through learning about God in the Bible. The Bible teaches us about God's love and how He sent Jesus to make a way for us to be with God forever.

©2026 Awana® Clubs International. This document may be reproduced only by churches registered with Awana.



LET'S SERVE GOD

SUPPLIES:
Take-Home page, coloring supplies, printable page, washable ink pads, heart stamps, baby wipes

PREP:
Print the Take-Home page (1 per kid). Print the printable page on cardstock (1 per kid).

INSTRUCTIONS:

1. **Say:** We can serve God and love others. Today we will make a picture frame to remember this from our Bible story.
2. *Pass out the printable page, coloring supplies, washable ink pads and heart stamps.*
3. *Lead kids to color their printable page and then use the washable ink pads to decorate their picture frame with hearts. Then they can use their fingers to make thumbprints along the frame.*
4. **Say:** When you see this picture frame, you can remember to serve God. We can serve God by helping others, loving them and telling them about God.
5. *If time allows, lead kids to draw a picture of themselves and other kids from the group in the center of the frame.*
6. *Write each kid's name on their craft and set aside for parent pickup.*

DISCUSSION QUESTIONS:

- Where did the people return to?
- Who does God work through?
- Who can we serve?
- Who will always love us?

PRAY TOGETHER:

Dear God, thank You for loving us. Help us to use our hands, fingers and feet to serve others. Help us to use our hearts to love each other. Amen.

ACTIVITY WRAP-UP:

Give each kid a Take-Home page. With remaining time, kids can play in centers or color the Take-Home page.

©2026 Awana® Clubs International. This document may be reproduced only by churches registered with Awana.

CENTERS & *Bonus Script*

CENTERS:

Set up 3–4 centers around the room for kids to explore and learn as they play. While kids explore the centers, leaders can work with individuals or small groups to make the craft. Set up each center in a separate part of the room, making sure all kids are visible at all times. Show the whole group what is in each center and give simple instructions on what kids should do in each center.

- **Pretend Play:** Provide toy hammers, plastic tools, hard hats and toy wood pieces. Encourage kids to pretend to be Nehemiah's helpers and rebuild the wall.
- **Sensory Bin:** Provide large pom-poms with cups, scoops and bowls. Remind kids of the walls Nehemiah rebuilt.
- **Match and Sort:** Provide foam shapes and cups for kids to sort by size, shape or color. Have kids think of the supplies Nehemiah would need to rebuild the walls.

BONUS SCRIPT:

Preschoolers learn best through repetition. Use the script below to review the story at any opportunity. You could review the story while kids play in centers, while they work on their craft, during snack time or while waiting for parents.

Say: God's people had been away from their home for a very long time. But God worked through a king and let the people go back to Jerusalem. Ezra led some of the people home and helped them learn to follow God again. Nehemiah heard that the walls of the city were broken, so he went to help fix them. The people worked together, and God helped them rebuild their home. God works through His people to do amazing things.

BIG QUESTION

Who is greater than everything? God!

©2026 Awana® Clubs International. This document may be reproduced only by churches registered with Awana.

Extra Time?

- Work on Books of the Bible
- Work on Memory Verse
    - BEAN BAG: Have children toss a bean bag to each other and when they catch the bean bag they say the next word in the verse
    - POPCORN: Have children sit in a circle and jump up in turn and say the next word of the verse, sitting down quickly after saying their word
    - HAND MOTIONS: Either you or the kids make up hand motions to key words or phrases of the verse. Practice and the have a competition between boys and girls.

Greet parents at the door. Make sure you match their security tag with Attendance Book. Have them initial Attendance Book (their security tag and child's nametag can be given to Welcome Desk for nametag ball.)

Hand each parent:

- Any craft/activity page

BEFORE YOU LEAVE:

After 11:45 Services:

- **Make sure chairs are stacked (kids can do this)**
- **Spray toys with sanitizer**
- **Turn off TV by:**
    - **Close PowerPoint**
    - **Power off computer**
    - **Turn off TV**
- **Put everything away – all tables and counters should be completely empty**
- **Place Prayer Journal and Curriculum book in supply tub.**
- **Return Prayer Sheet, Blue Report (if needed) and Attendance Book to Welcome Desk**
- **Take supply tub to Resource Room**