



THE CROSS AND THE EMPTY TOMB

BIBLE PASSAGE: Mark 15:13–16:8; Luke 23:26–24:1–9

FOCUS VERSES: Ephesians 1:19–20; Romans 6:4–5;
John 11:25–26

Summary: After His arrest, Jesus was led away and put on trial by religious and political officials. Even though He had done nothing wrong, Jesus was beaten, mocked, and sentenced to die on the cross. Jesus was crucified in between two thieves. One made fun of Him. After Jesus died, He was buried in a tomb. When some of His followers returned on the first day of the week, they were shocked to find an empty tomb. Angels said, “He is not here! He is risen!” Jesus defeated death!



MONTHLY Memory Verse

For God so loved the world that He gave His only Son, that whoever believes in Him should not perish but have eternal life.

(JOHN 3:16)

BRITE Idea

Jesus defeated death!

HE

HOW COULD JESUS RISE FROM THE DEAD?

God, in His great power, raised Jesus from the dead, proving that He had defeated death and sin forever.

WE

WHAT DOES IT MEAN FOR US THAT JESUS IS ALIVE?

Because Jesus defeated death, we can be forgiven of our sins and have eternal life with God forever. We can choose to trust in Him as our Savior.

ME

HOW IS GOD INVITING ME TO RESPOND?

Kids will be given the opportunity to reflect on the truth they learned about God and respond accordingly.

Pray for each regular attendee by name. Pray for those who might visit your group for the first time. Pray specifically for kids who are typically overlooked by others. Pray that they would be made to feel special and valued. Also pray for kids who are typically doing the “overlooking.” Ask God to show them other kids who need to feel valued. Pray that these kids would work to make others feel included and special.

Before Kids Arrive

- Go through your supply tub and make sure you have all the supplies you need for the morning. (we do sometimes make mistakes 😊)

Arrival

Kids will be with their parents for worship and be dismissed to meet you in the Bridge Kids Lobby. During the kids blessing, come to the Bridge Kids Lobby and get your Attendance Book.

Welcome kids and verify you have all kids listed in the book (and that all kids ARE listed in the book. Any kids not listed will need to be checked in by the Welcome Desk).

Big Group

When prompted, take your group to the Big Group Room. If any brought their Bibles, have them place their names on the slips of paper and place in the proper container.

Please sit with your few and help them be good listeners.

After Big Group

Welcome the kids to your group.

Ask: What was the best part of your week? What was the worst part of your week?

Ask: How did God use those experiences to grow you as a disciple of Jesus?

Ask: How can I pray for you (write them on the journal page).

Start With Prayer Requests – this builds relationship.

You will pray at the end of the service



Leader TRAINING

LEADER TRAINING TOPIC: MODEL INCLUDING OTHERS

Kids learn by watching us. If the leaders are inclusive and welcoming, the kids will more likely be so too!

- **Invite others.** If a kid seems to be on the outside of the action, prompt other kids to invite the kid to join them. You may have to coach them with what to say.
- **Join others.** While it's important to invite, some kids may not be comfortable or developmentally able to participate in the activity others are doing. Join the kid in their preferred activity, modeling to others how to be inclusive.
- **Speak directly to each kid.** Even if a kid is nonverbal, speak directly to them. If they have a communication device, give them time to respond and engage in the conversation however they can.

NAVIGATING A BROKEN WORLD: DID THE RESURRECTION REALLY HAPPEN?

According to a 2021 survey, one-third of American adults are unsure the resurrection truly happened.* As a result, there may be kids in your group who have written off the resurrection as a fairy tale. Kids likely won't verbalize opinions like that in a church environment, but be aware that there may be doubts in the minds of some kids. Emphasize with the kids in your group that this is a true story. If you sense that kids in your group have doubts, encourage them to research with their parents and to check into the historical facts about the resurrection. Most importantly, point kids toward the truth that our God is powerful enough to raise Jesus from the dead and to defeat death. Nothing is impossible for Him.

*For more resources on this topic, check out:

[britecurriculum.com/resources](https://www.britecurriculum.com/resources)

ELEMENTARY GLOSSARY

Crucify: a punishment where a person is nailed to a cross until they die

Redeemer: the One who makes something right or better

Resurrection: when someone comes back to life after being dead

Small Group ROADMAP

1 BELONG
(10 MINUTES)

Goal: For kids to experience God's love through a welcoming community

EMPTY RACE
SUPPLIES: 2 cups, 2 spoons, 2 bowls, 50 pom-poms, painter's tape

OR

EMPTY STAMPER CRAFT
SUPPLIES: Paper towel rolls (1 per kid), ink pads (several colors), paper (1 per kid), baby wipes


2 BELIEVE
(10 MINUTES)

Goal: For kids to discover who God is by engaging with the Bible

CROSS WALK
SUPPLIES: Bibles, teaching slide, painter's tape

OR

I'M ALIVE! I'M FREE!
SUPPLIES: Bible, painter's tape

3  **DISCIPLESHIP DISCUSSION**
(10 MINUTES)

Goal: To engage kids in faith conversations that help them navigate a broken world with biblical wisdom


4 BECOME
(10 MINUTES)

Goal: For kids to learn to follow Jesus by applying faith to their lives

FOREVER WITH HIM
SUPPLIES: Bible, Take-Home page, coloring supplies, clear cup, water pitcher, water, facial tissue, rubber band, coin, eye dropper

OR

EMPTY TOMB DRAWING
SUPPLIES: Bible, Take-Home page, coloring supplies, paper (1 per kid)

5  **SMALL GROUP WRAP-UP**
(5 MINUTES)

SUPPLIES: Take-Home page, coloring supplies



EMPTY RACE

SUPPLIES:

2 cups, 2 spoons, 2 bowls, 50 pom-poms, painter's tape

PREP:

Divide the pom-poms equally between the two cups. Tape a start and finish line with painter's tape on the floor. Place each cup several feet apart behind the finish line. Place an empty bowl and a spoon next to each cup.

LEADER TIP: Have examples of how God has been a Redeemer in your life!

ADAPTATION FOR DIFFERENT LEARNERS: For kids with mobility needs, allow modified movements specific to their needs (e.g., use of hands, place scoop in lap while wheeling to the other side, partner with familiar friend).

INSTRUCTIONS:

1. *Welcome each kid by name and welcome any new kids to the group.*
2. **Discuss:** What was the best and worst part of your week?
3. **Discuss:** This month we are learning that God is our Redeemer, which means the One who makes everything right or better. How have you seen this week that God is Redeemer?
4. *Divide kids into two teams. Have the teams line up behind the start line.*
5. **Say:** Your goal is to empty the pom-poms out of the cup before the other team does—one spoonful at a time!
6. *This is a relay-style race. Send the first kid from each team across the finish line to scoop one spoonful of pom-poms out of the cup and into the bowl.*
7. *Then the first kid from each team should run back to the starting line to tag the next teammate to repeat the process.*
8. *Play until one cup has been completely emptied.*
9. **Say:** You did a great job emptying the cups! Are there any things that are better empty than full?

ACTIVITY WRAP-UP:

We are learning about a very special day when Jesus's disciples found something unexpectedly empty!



EMPTY STAMPER CRAFT

SUPPLIES:

Paper towel rolls (1 per kid), ink pads (several colors), paper (1 per kid), baby wipes

PREP:

None

LEADER TIP: Cover your workspace with a plastic tablecloth for easy clean-up.


ADAPTATION FOR DIFFERENT LEARNERS: For kids with sensory needs who struggle to touch ink, provide coloring supplies or stickers for the activity.

INSTRUCTIONS:

1. Welcome each kid by name and welcome any new kids to the group.
2. **Discuss:** What was the best and worst part of your week?
3. **Discuss:** This month we are learning that God is our Redeemer, which means the One who makes everything right or better. How have you seen this week that God is Redeemer?
4. **Say:** Let's use these empty paper towel rolls to make something creative!
5. Pass out paper to each kid. Model how to use the paper towel roll as a stamper. Stamp the end onto the ink pad and then onto the construction paper.
6. Encourage kids to be creative with their art.
7. Use baby wipes to clean off kids' hands as needed.
8. Give kids time to share their creations with the group.
9. **Discuss:** Would this project have worked if the rolls were not empty? Why or why not?

ACTIVITY WRAP-UP:

We are learning about a Bible story when something else was found empty!





CROSS WALK

SUPPLIES:

Bibles, teaching slide, painter's tape

PREP:

Print or show the Memory Verse teaching slide (Image 03). Make a very large outline of a cross using painter's tape on the floor.

ADAPTATION FOR DIFFERENT LEARNERS: Allow for added space and time for kids struggling with mobility.

INSTRUCTIONS:

1. Lead kids to find John 3:16 in their Bibles. Read the verse aloud together.
2. **Discuss:** What does this verse mean when it says God "gave" His one and only Son?
3. **Say:** Jesus was born as a baby, grew up and chose to die on the cross to pay the price for our sins.
4. Have kids line up behind the taped cross.
5. Repeat one phrase from the Bible verse at a time. Kids should repeat each phrase after you as they slowly walk along and try to balance on the painter's tape cross.
6. **Discuss:** What happened after Jesus died on the cross? Did Jesus stay dead?
7. **Discuss:** How could Jesus rise from the dead?
8. **Say:** God, in His great power, raised Jesus from the dead, proving that He had defeated death and sin forever!

ACTIVITY WRAP-UP:

God loves you so much He sent His only Son, Jesus, to die on the cross to pay the price for your sins. Even death couldn't defeat Jesus! He rose from the dead to prove that death and sin is defeated forever! Jesus is alive!



I'M ALIVE!
I'M FREE!

SUPPLIES:

Bible, painter's tape

PREP:

Using the painter's tape, create a "victory circle" area on the ground, large enough for all kids to fit inside.

LEADER TIP: For large groups, choose two kids to be the "Resurrectors."

ADAPTATION FOR DIFFERENT LEARNERS: Support active learners by modeling personal-space expectations for the group before the activity. Praise positive behaviors that you are seeing from specific kids during the activity.

INSTRUCTIONS:

1. **Say:** In our Bible story today we heard about both the saddest event in history and the happiest, Jesus' death on the cross and His resurrection.
2. **Discuss:** What do you think was hardest for the disciples when Jesus died?
3. **Read:** John 11:25–26.
4. **Say:** Without God's power, it would be impossible for death to be conquered. Let's play a game to remind us of God's amazing power in defeating death!
5. *Line kids up on one side of your space.*
6. *Choose one kid to be the "Resurrector" and one kid to be the "Tagger."*
7. *Kids should move around your space to avoid being tagged by the Tagger. If they are tagged, they need to freeze.*
8. *The Resurrector's job is to unfreeze the kids who are frozen. Once they are unfrozen they should say "I'm alive! I'm free!" and move to the "victory circle."*
9. *The Tagger may not freeze the Resurrector at any time.*
10. *Continue play until all players have reached the victory circle.*
11. **Discuss:** Who do you think the Resurrector and Tagger were in our Bible story?
12. **Discuss:** How could Jesus rise from the dead?
13. **Say:** God, in His great power, raised Jesus from the dead, proving that He had defeated death and sin forever.

ACTIVITY WRAP-UP:

In our game, the Tagger tried to keep you frozen, but because of the Resurrector's power, you were able to break free! The Tagger in our game could not freeze or keep the Resurrector's power from working. Sin and death will never defeat God's amazing power!



Discipleship DISCUSSION

WHAT DOES THIS MEAN FOR FOLLOWERS OF JESUS?

Discuss: How does this story show us God is a promise keeper?

Say: All along God promised to rescue His people from sin. When Jesus died on the cross, He took our punishment. When He rose from the grave, He defeated death. He is our Rescuer, just as God promised.

Read Isaiah 53:5a directly from the Bible: *But He was pierced for our transgressions; He was crushed for our iniquities.*

BUT WHAT ABOUT ... DID THE RESURRECTION REALLY HAPPEN?

Discuss: Have you ever heard anyone question if Jesus really did rise from the dead?

Discuss: What are some reasons people might doubt that it really happened?

Discuss: What does God have to say about that?

Say: Some people may think the resurrection couldn't be real because things like that don't happen outside of movies. But the resurrection really did happen! After He rose from the dead, Jesus appeared to hundreds of people. In 1 Corinthians 15:6, Paul wrote: *Then He appeared to more than five hundred brothers at one time, most of whom are still alive.* When the writers wrote the Gospels, people could easily say whether it was true or not. It is okay to have doubts sometimes about some of the awesome truths of the Bible. When you do, talk to a trusted adult and let them help you look for answers.



FOREVER WITH HIM

SUPPLIES:

Bible, Take-Home page, coloring supplies, clear cup, water pitcher, water, facial tissue, rubber band, coin, eye dropper

PREP:

Fill the water pitcher with water.

LEADER TIP: Practice the activity ahead of time to test how long it will take for the tissue to rip as different tissues and coins will react differently. Use a heavy coin.

INSTRUCTIONS:

1. *Pour water into the clear cup.*
2. **Say:** When God created the world, everything was perfect.
3. **Say:** Then, sin entered the world when Adam and Eve disobeyed God. It made a mess of God's perfect creation and separated us from God.
4. *Lay the facial tissue on top of the cup and secure it with a rubber band.*
5. *Place the coin on top of the facial tissue and tell the kids that the coin represents us and the water represents God and His perfection.*
6. **Say:** When Jesus died on the cross, He paid the price for our sins. He made a way for our hearts to be made new and live forever with Him.
7. *Fill the eye dropper with water and drip water droplets onto the coin and tissue. Eventually, the tissue will tear and the coin will drop into the water. The water in the dropper represents Jesus making a way for us to be with Him.*
8. **Discuss:** Did the story end after Jesus died on the cross? What happened next?
9. **Read:** Romans 6:4.
10. **Say:** After Jesus died on the cross and paid the price for our sins, He rose again! Not even death could win against Jesus!
11. **Discuss:** What does it mean for us that Jesus is alive?
12. **Say:** Because Jesus defeated death, we can be forgiven of our sins and have eternal life with God forever. We can choose to trust in Him as our Savior.

ACTIVITY WRAP-UP:

Today we learned that Jesus defeated death! As we learn truths about God, we can respond to Him. We can tell Him our feelings, we can pray, or we can decide to do something or change something.

Lead kids to the "Me Question" box on their Take-Home pages and discuss possible responses. Have kids choose a prompt and write/draw their response.



EMPTY TOMB DRAWING

SUPPLIES:

Bible, Take-Home page, coloring supplies, paper (1 per kid)

PREP:

Print the Take-Home page (1 per kid).

LEADER TIP: Use a whiteboard to guide kids in the directed drawing and show them what to do.

INSTRUCTIONS:

1. **Discuss:** When the angel told Jesus' followers at the tomb that He had risen, what did that mean?
2. **Read:** Romans 6:4–5.
3. **Discuss:** What does it mean for us that Jesus is alive?
4. **Say:** Because Jesus defeated death, we can be forgiven of our sins and have eternal life with God forever. We can choose to trust in Him as our Savior.
5. *Pass out paper and coloring supplies to each kid.*
6. **Say:** Draw a big, wide, upside-down "U." It should look a little bit like a hill and take up about half your page.
7. **Say:** Draw a skinnier upside-down "U" shape in the middle of the big upside down "U."
8. **Say:** Now draw a circle off to the side of the smaller upside-down "U."
9. **Discuss:** What do you think we drew?
10. **Say:** This is what Jesus's empty tomb might have looked like! The stone was rolled away and Jesus had risen!
11. *Give kids time to add details to their drawings and color it in.*
12. *Lead kids in a popcorn prayer as they thank Jesus in prayer for dying on the cross for their sins and defeating death so that they can live with God forever.*

ACTIVITY WRAP-UP:

Today we learned that Jesus defeated death! As we learn truths about God, we can respond to Him. We can tell Him our feelings, we can pray, or we can decide to do something or change something.

Lead kids to the "Me Question" box on their Take-Home pages and discuss possible responses. Have kids choose a prompt and write/draw their response.





Wrap-Up

CHOOSE YOUR Challenge

Say: We want to respond to God and remember what He has taught us today. We also want to use what He's taught us during the coming week. As we become more like Jesus, our lives change!

Read the challenges from the Take-Home page aloud. Ask kids to mark which one they want to choose for this week.

SUPPLIES:

Take-Home page, coloring supplies

PREP:

Print the Take-Home page (1 per kid).



PRAYER

Dear Jesus, thank You for loving us so much that You died on the cross for our sins and rose again! Help us to trust in You as our Savior. Amen.



SAY GOODBYE!

Tell kids goodbye and thank them for being a part of your group.

As kids wait to be picked up, encourage them to complete the activities on the back of the Take-Home page. As kids work, ask relationship-building questions, such as, "What are you looking forward to this week?" or "What do you do for fun?"

As parents arrive at pickup, look for opportunities to connect with them, pointing out the Take-Home page their kid is bringing home.

Extra Time?

- Work on Books of the Bible
- Work on Memory Verse
 - o ERASE A WORD: Write on a white board, erasing one word at a time after the class repeats the verse out loud to you.
 - o BEAN BAG: Have children toss a bean bag to each other and when they catch the bean bag they say the next word in the verse
 - o POPCORN: Have children sit in a circle and jump up in turn and say the next word of the verse, sitting down quickly after saying their word
 - o HAND MOTIONS: Either you or the kids make up hand motions to key words or phrases of the verse. Practice and then have a competition between boys and girls.

Greet parents at the door. Make sure you match their security tag with Attendance Book. Have them initial Attendance Book (their security tag and child's nametag can be given to Welcome Desk for nametag ball.)

Hand each parent:

- Any craft/activity page


BEFORE YOU LEAVE:

After 10:00 Services:

- Erase whiteboard.
- Place Prayer Journal and Curriculum book in supply tub.
- Return Prayer Sheet, Blue Report (if needed) and Attendance Book to Welcome Desk

After 11:45 Services:

- Erase whiteboard.
- Make sure chairs are stacked (kids can do this)
- Turn off TV by:
 - o Close PowerPoint
 - o Power off computer
 - o Turn off TV
- Put everything away – all tables should be completely empty
- Place Prayer Journal and Curriculum book in supply tub.
- Return Prayer Sheet, Blue Report (if needed) and Attendance Book to Welcome Desk
- Take supply tub to Resource Room



THE ROAD TO EMMAUS

BIBLE PASSAGE: Luke 24:13–35

FOCUS VERSES: Luke 24:44; 2 Timothy 3:16; Psalm 119:104

Summary: Two of Jesus' followers were walking along a road discussing all that had happened. Jesus walked beside them, but they didn't recognize it was Him. They told Him all that had occurred over the past few days. Jesus explained to them how all of the Old Testament pointed to Him and how He would rescue the people from their sins. Later they ate with Jesus and their eyes were opened. They realized Jesus was truly alive!



MONTHLY *Memory Verse*

For God so loved the world that He gave His only Son, that whoever believes in Him should not perish but have eternal life.

(JOHN 3:16)

BRITE Idea

**God gave us the Bible
to point to Jesus.**



WHAT IS THE BIBLE?

The Bible is God's message to us. It is the true story of God's plan to redeem His people.



WHY IS READING THE BIBLE IMPORTANT?

The Bible is a gift from God because it teaches us how to have a relationship with Jesus and how to live life His way.



HOW IS GOD INVITING ME TO RESPOND?

Kids will be given the opportunity to reflect on the truth they learned about God and respond accordingly.

Pray for each regular attendee by name. Pray for those who might visit your group for the first time. Pray specifically for kids who are typically overlooked by others. Pray that they would be made to feel special and valued. Also pray for kids who are typically doing the “overlooking.” Ask God to show them other kids who need to feel valued. Pray that these kids would work to make others feel included and special.

Before Kids Arrive

- Go through your supply tub and make sure you have all the supplies you need for the morning. (we do sometimes make mistakes 😊)

Arrival

Kids will be with their parents for worship and be dismissed to meet you in the Bridge Kids Lobby. During the kids blessing, come to the Bridge Kids Lobby and get your Attendance Book.

Welcome kids and verify you have all kids listed in the book (and that all kids ARE listed in the book. Any kids not listed will need to be checked in by the Welcome Desk).

Big Group

When prompted, take your group to the Big Group Room. If any brought their Bibles, have them place their names on the slips of paper and place in the proper container.

Please sit with your few and help them be good listeners.

After Big Group

Welcome the kids to your group.

Ask: What was the best part of your week? What was the worst part of your week?

Ask: How did God use those experiences to grow you as a disciple of Jesus?

Ask: How can I pray for you (write them on the journal page).

Start With Prayer Requests – this builds relationship.

You will pray at the end of the service



Leader TRAINING

LEADER TRAINING TOPIC: PROVIDE OPPORTUNITIES TO SERVE

Everyone wants to contribute and be a part of something bigger than themselves. While some tasks may take a little longer with a little one assisting, giving kids an opportunity to serve others increases a kid's self-confidence and shows them they are an important part of the group.

- **Give your job away.** Look for tasks you are doing that a kid could do on their own. This may include setting out markers, cleaning tables, putting toys away or passing out Take-Home pages during the pick-up process.
- **Invite a kid to assist you.** Have kids help you greet their friends as they arrive. If setup is required for small groups, have a kid join you in getting supplies in the proper places. This also gives a kid one-on-one time with you.
- **Divide your role into smaller tasks.** If you're presenting, pick out elements that a kid could do, including praying, leading worship or holding props. During small group, give kids an opportunity to pass out supplies, read from the Bible or ask questions from the lesson.

NAVIGATING A BROKEN WORLD: DEPRESSION

According to 2023 data, more than 2.7 million American children live with severe depression.* Our kids are truly in a mental health crisis. Depression in kids is more than just occasional sadness. The greatest sign that a kid is struggling is a significant and prolonged change in behavior, involvement or attitude. Kids with depression may complain of physical ailments, such as headaches or stomach aches. They may avoid activities they have previously enjoyed. In today's lesson, kids will learn that Jesus' friends were sad and confused after His death, before they knew He was alive. Kids who are struggling with depression can trust that Jesus is always beside them. If a kid says something in the group that leads you to be concerned for their mental health, especially if they hint in any way about harming themselves, communicate immediately with parents and church leaders.

ELEMENTARY GLOSSARY

Redeemer: the One who makes something right or better

*For more resources on this topic, check out: britecurriculum.com/resources

Small Group ROADMAP

1 BELONG
(10 MINUTES)

Goal: For kids to experience God's love through a welcoming community

POINT TO
SUPPLIES: None

FOLLOW THE SIGNS!
SUPPLIES: Printable pages

OR


2 BELIEVE
(10 MINUTES)

Goal: For kids to discover who God is by engaging with the Bible

HOPSCOTCH VERSE
SUPPLIES: Bibles, teaching slide, painter's tape, beanbag

B-I-B-L-E
SUPPLIES: Bibles, music player, B-I-B-L-E song

OR

3  **DISCIPLESHIP DISCUSSION**
(10 MINUTES)

Goal: To engage kids in faith conversations that help them navigate a broken world with biblical wisdom


4 BECOME
(10 MINUTES)

Goal: For kids to learn to follow Jesus by applying faith to their lives

BIBLE BOOKMARKS
SUPPLIES: Bible, Take-Home page, coloring supplies, cardstock (1 per 4 kids), scissors, hole punch, ribbon

PASS THE GIFT PRAYER
SUPPLIES: Bible, Take-Home page, coloring supplies, printable pages, scissors, gift bag, music player, worship music

OR

5  **SMALL GROUP WRAP-UP**
(5 MINUTES)

SUPPLIES: Take-Home page, coloring supplies



HOPSCOTCH VERSE

SUPPLIES:

Bibles, teaching slide, painter's tape, beanbag

PREP:

Print or show the Memory Verse teaching slide (Image 03). Create a hopscotch board on the floor with painter's tape. Check this out to see an example: britecurriculum.com/resources

LEADER TIP: If your kids are readers, consider writing a few words from the verse in order inside each hopscotch square for the kids to read as they hop through the course.

ADAPTATION FOR DIFFERENT LEARNERS: Provide alternate motions for kids with mobility needs or allow them to assist in being the caller.

INSTRUCTIONS:

1. **Discuss:** What is the Bible?
2. **Say:** The Bible is God's message to us. It is the true story of God's plan to redeem His people.
3. **Discuss:** As Jesus' followers in our Bible story were walking down the road, what did Jesus tell them was pointing toward Him?
4. **Say:** Because Jesus' followers understood the Old Testament after Jesus met with them, they understood that Jesus was the Messiah!
5. *Lead kids to find John 3:16 in their Bibles. Read the verse aloud together.*
6. **Discuss:** What does this verse tell us God gave us?
7. **Say:** Let's play a game of hopscotch as we practice our memory verse together.
8. *Line kids up behind the board.*
9. *The first kid will throw a beanbag onto the board. When they hop through the course, they will avoid the square with the beanbag.*
10. *As they hop through the course, repeat one phrase from the verse at a time. ALL kids should repeat after you.*
11. *Repeat until everyone has had a turn and the whole verse has been said.*

ACTIVITY WRAP-UP:

God gives us so many wonderful gifts! He fills our lives with blessings each day. He gave us the Bible to point us to Jesus. Let's praise God for His love to us!



Discipleship DISCUSSION

WHAT DOES THIS MEAN FOR FOLLOWERS OF JESUS?

Discuss: How does this story show us God is a promise keeper?

Say: All of the promises in the Old Testament were fulfilled in Jesus and every story in the Old Testament points to Jesus. God did everything He promised His people He would do. He gave us His word so we can know Him and know His promises.

Read 2 Timothy 3:15 directly from the Bible: *And how from childhood you have been acquainted with the sacred writings, which are able to make you wise for salvation through faith in Christ Jesus.*

BUT WHAT ABOUT ... DEPRESSION?

Discuss: What are some things that make kids sad?

Discuss: What is the difference between feeling sad and being depressed?

Discuss: What does God have to say about depression?

Say: Some people struggle with sadness more than others. Depression is when someone is really sad for a long time. This depression could be caused by something really bad that is happening or has happened in the past. Sometimes there is not an explanation for depression, but it is still really hard for the person experiencing it. Psalm 34:18a says: *The Lord is near to the brokenhearted.* God is near when we are sad or depressed, but the sadness can make it feel like He is far away. We can trust that what God says is true, even when our feelings don't line up. He loves us. He is with us. He has a plan for us. Depression can cause you to feel stuck, but God can help with that too. If you struggle with sadness, make sure you talk to a loving, caring adult whom you trust. God gives us good people to help when we are struggling.



BIBLE BOOKMARKS

SUPPLIES:

Bible, Take-Home page, coloring supplies, cardstock (1 per 4 kids), scissors, hole punch, ribbon

PREP:

Print the Take-Home page (1 per kid). Cut the cardstock into four strips (1 strip per kid). Punch a hole in the top center of each bookmark. Cut the ribbon into 12-inch pieces (1 per kid).

ADAPTATION FOR DIFFERENT LEARNERS: For struggling writers, provide support by giving additional cueing, encouragement and, if needed, hand-over-hand assistance.

INSTRUCTIONS:

1. *Show kids your Bible.*
2. **Discuss:** Can you read the whole Bible in one day? Why or why not?
3. **Say:** In our Bible story today, we heard about Jesus' followers who knew what Scripture said (our Old Testament).
4. **Read:** 2 Timothy 3:16.
5. **Say:** God wants us to read His Word to get to know Him better and live life as followers of Jesus. Because Jesus' disciples read God's Word, they knew that a Messiah would be coming to save them. We know that Jesus is the Messiah the Old Testament is pointing to!
6. *Pass out coloring supplies and a bookmark to each kid. They will be creating bookmarks to mark their place in their Bible (or their family Bible).*
7. *Give kids time to decorate their bookmarks and help them thread the ribbon through the hole punch and secure it in place.*
8. **Discuss:** Why is reading the Bible important?
9. **Say:** The Bible is a gift from God because it teaches us how to have a relationship with Jesus and how to live life His way.

ACTIVITY WRAP-UP:

Today we learned God gave us the Bible to point us to Jesus. As we learn truths about God, we can respond to Him. We can tell Him our feelings, we can pray, or we can decide to do something or change something.

Lead kids to the "Me Question" box on their Take-Home pages and discuss possible responses. Have kids choose a prompt and write/draw their response.





Wrap-Up

CHOOSE YOUR Challenge

Say: We want to respond to God and remember what He has taught us today. We also want to use what He’s taught us during the coming week. As we become more like Jesus, our lives change!

Read the challenges from the Take-Home page aloud. Ask kids to mark which one they want to choose for this week.

SUPPLIES:

Take-Home page, coloring supplies

PREP:

Print the Take-Home page (1 per kid).



PRAYER

Dear God, thank You for giving us the gift of the Bible to point us to Jesus! Help us to treasure it and listen to Your words. Amen.



SAY GOODBYE!

Tell kids goodbye and thank them for being a part of your group.

As kids wait to be picked up, encourage them to complete the activities on the back of the Take-Home page. As kids work, ask relationship-building questions, such as, “What are you looking forward to this week?” or “What do you do for fun?”

As parents arrive at pickup, look for opportunities to connect with them, pointing out the Take-Home page their kid is bringing home.

Extra Time?

- Work on Books of the Bible
- Work on Memory Verse
 - ERASE A WORD: Write on a white board, erasing one word at a time after the class repeats the verse out loud to you.
 - BEAN BAG: Have children toss a bean bag to each other and when they catch the bean bag they say the next word in the verse
 - POPCORN: Have children sit in a circle and jump up in turn and say the next word of the verse, sitting down quickly after saying their word
 - HAND MOTIONS: Either you or the kids make up hand motions to key words or phrases of the verse. Practice and then have a competition between boys and girls.

Greet parents at the door. Make sure you match their security tag with Attendance Book. Have them initial Attendance Book (their security tag and child's nametag can be given to Welcome Desk for nametag ball.)

Hand each parent:

- Any craft/activity page


BEFORE YOU LEAVE:

After 10:00 Services:

- Erase whiteboard.
- Place Prayer Journal and Curriculum book in supply tub.
- Return Prayer Sheet, Blue Report (if needed) and Attendance Book to Welcome Desk

After 11:45 Services:

- Erase whiteboard.
- Make sure chairs are stacked (kids can do this)
- Turn off TV by:
 - Close PowerPoint
 - Power off computer
 - Turn off TV
- Put everything away – all tables should be completely empty
- Place Prayer Journal and Curriculum book in supply tub.
- Return Prayer Sheet, Blue Report (if needed) and Attendance Book to Welcome Desk
- Take supply tub to Resource Room



JESUS' RETURN IS PROMISED

BIBLE PASSAGE: Acts 1:1-11

FOCUS VERSES: Revelation 1:7; Hebrews 9:28;
Matthew 24:14; Matthew 28:19-20

Summary: After Jesus died on the cross, He appeared to His disciples many times. He stayed with them for forty days, teaching about God's Kingdom. Jesus told them to wait in Jerusalem for the Holy Spirit. Then He ascended into heaven. Two men in white told the disciples Jesus would return one day in the same way that He left. The disciples prayed together in Jerusalem, awaiting the Spirit's arrival.



MONTHLY *Memory Verse*

For God so loved the world that He gave His only Son, that whoever believes in Him should not perish but have eternal life.

(JOHN 3:16)

BRITE Idea

Jesus will return one day.

HE

WHY WILL JESUS RETURN?
Jesus will return as the ruling King to fully complete God's plan of salvation and make all things new again. This hasn't happened yet, but we can be confident it will.

WE

WHAT DOES GOD WANT US TO DO WHILE WE WAIT FOR JESUS' RETURN?
God wants us to be His witnesses and share the Gospel with the whole world.

ME

HOW IS GOD INVITING ME TO RESPOND?
Kids will be given the opportunity to reflect on the truth they learned about God and respond accordingly.

Pray for each regular attendee by name. Pray for those who might visit your group for the first time. Pray specifically for kids who are typically overlooked by others. Pray that they would be made to feel special and valued. Also pray for kids who are typically doing the “overlooking.” Ask God to show them other kids who need to feel valued. Pray that these kids would work to make others feel included and special.

Before Kids Arrive

- Go through your supply tub and make sure you have all the supplies you need for the morning. (we do sometimes make mistakes 😊)

Arrival

Kids will be with their parents for worship and be dismissed to meet you in the Bridge Kids Lobby. During the kids blessing, come to the Bridge Kids Lobby and get your Attendance Book.

Welcome kids and verify you have all kids listed in the book (and that all kids ARE listed in the book. Any kids not listed will need to be checked in by the Welcome Desk).

Big Group

When prompted, take your group to the Big Group Room. If any brought their Bibles, have them place their names on the slips of paper and place in the proper container.

Please sit with your few and help them be good listeners.

After Big Group

Welcome the kids to your group.

Ask: What was the best part of your week? What was the worst part of your week?

Ask: How did God use those experiences to grow you as a disciple of Jesus?

Ask: How can I pray for you (write them on the journal page).

Start With Prayer Requests – this builds relationship.

You will pray at the end of the service





Leader TRAINING

LEADER TRAINING TOPIC: MEET THE UNIQUE NEEDS OF EACH KID

With a group full of kids, it may seem overwhelming to attempt to even discover the needs of everyone. However, asking a few questions and getting curious will help us provide an environment where kids feel seen and known.

- **Partner with parents.** If you are having difficulty caring for a kid, ask the parents for guidance. They are the experts on their kid and may be able to identify barriers to participation or triggers.
- **Offer options.** If a kid is struggling, consider how you might change the environment to better meet their needs. For example, rather than sit with their peers during large group, offer a seat in the back. If the small group activity is causing frustration, modify the activity or offer assistance.
- **Use fidgets as tools.** Some kids need something in their hands to reduce anxiety or to more fully participate. Have a few fidgets, like stress balls, available to offer to kids who may benefit. As kids are better able to participate, they feel more included in the group.

NAVIGATING A BROKEN WORLD: IS IT OKAY TO SHARE WHAT I BELIEVE?

A troubling belief is on the rise among Christian millennials in the U.S. As many as 47 percent believe that it is wrong to share your faith with someone of a different faith. * Kids today face pressure to accept all belief systems. In our culture it can be seen as hateful to disagree with what someone believes. This perception can be an incredibly scary obstacle to sharing the Gospel for anyone, but especially kids. In today's lesson, kids will learn about Jesus' command to be His witnesses to the world. As you discuss this with kids, emphasize the importance of being bold to share the truth of the Gospel in loving and respectful ways. Remind the kids that every single person desperately needs Jesus. It is our call to love others and share the Gospel in a broken world.

ELEMENTARY GLOSSARY

Ascend: to move from a lower place to a higher one

Holy Spirit: third person of the Trinity; He is the Helper for followers of Jesus

Salvation: rescue from sin and separation from God

*For more resources on this topic, check out: britecurriculum.com/resources

Small Group ROADMAP

1 BELONG
(10 MINUTES)

Goal: For kids to experience God's love through a welcoming community

GUESS THE HELPER
SUPPLIES: Printable pages, scissors

OR

1-2-3 HELPERS
SUPPLIES: Sticky notes (1 per kid), writing supplies


2 BELIEVE
(10 MINUTES)

Goal: For kids to discover who God is by engaging with the Bible

MEMORY MOTIONS
SUPPLIES: Bibles, teaching slide

OR

CLAY CROWNS
SUPPLIES: Bible, modeling dough (1 handful per kid)

3  **DISCIPLESHIP DISCUSSION**
(10 MINUTES)

Goal: To engage kids in faith conversations that help them navigate a broken world with biblical wisdom


4 BECOME
(10 MINUTES)

Goal: For kids to learn to follow Jesus by applying faith to their lives

SELF-PORTRAIT
SUPPLIES: Bible, Take-Home page, coloring supplies, printable pages, scissors

OR

PARTNER PRAYER
SUPPLIES: Bible, Take-Home page, coloring supplies, paper (1 per kid)

5  **SMALL GROUP WRAP-UP**
(5 MINUTES)

SUPPLIES: Take-Home page, coloring supplies



MEMORY MOTION

SUPPLIES:

Bibles, teaching slide

PREP:

Print or show the Memory Verse teaching slide (Image 03).

ADAPTATION FOR DIFFERENT LEARNERS: For kids with hearing and vision needs, place them close to the leader modeling the movements.

INSTRUCTIONS:

1. *Lead kids to find John 3:16 in their Bibles. Read the verse aloud together.*
2. **Discuss:** What did God promise all who believe in Jesus would have?
3. **Say:** Let's learn motions to help us remember the words to our memory verse.
4. *Teach the kids the motions:*
 - For God (*point up*)
 - so loved (*make a heart shape with hands*)
 - the world (*make Ws with your pointer, middle, and ring fingers*)
 - that He gave (*hold hands out*)
 - His only Son (*rock a baby*)
 - that whoever believes (*pointer finger to temple, opposite hand over heart*)
 - in Him (*point up*)
 - should not perish (*make an X with arms*)
 - but have eternal life (*thumbs up*).
5. *Repeat the verse and motions several times with kids.*
6. **Discuss:** Why will Jesus return?
7. **Say:** Jesus will return as the ruling King to fully complete God's plan of salvation and make all things new again. This hasn't happened yet, but we can be confident it will.

ACTIVITY WRAP-UP:

God sending us Jesus was part of His salvation plan for His people. One day, when Jesus returns as King, God's rescue story will be complete!



Discipleship DISCUSSION

WHAT DOES THIS MEAN FOR FOLLOWERS OF JESUS?

Discuss: How does this story show us God is a promise keeper?

Say: Jesus came to Earth and died on the cross, just like God said. We can trust that all of God's promises are true. We can also trust that the promises of His return will be true as well. One day He will return and we will live with Him forever.

Read John 14:3 directly from the Bible: *And if I go and prepare a place for you, I will come again and will take you to Myself, that where I am you may be also.*

BUT WHAT ABOUT... IS IT OKAY TO SHARE WHAT I BELIEVE?

Discuss: Do you know people who don't believe in Jesus? What do they believe in?

Discuss: Have you ever tried to talk about Jesus to someone who believed differently?

Discuss: What do you think God has to say about that?

Say: You may have heard that it is mean or judgmental to tell someone their beliefs are wrong. You may have even heard that it's wrong to share the good news of Jesus with someone if they believe something differently because it's mean or will hurt their feelings. It's true that we shouldn't ever be mean or rude. God is a loving God, and as followers of Jesus, we need to show His love to others. Jesus is for all people and all people need Jesus, so the most loving thing we could do is tell someone about Him in a respectful and loving way. Jesus made a way for all people to be in a right relationship with God again and to give us an abundant life. It won't always be the easiest or most comfortable conversation, but as followers of Jesus, we are given the awesome responsibility to share the good news of Jesus with the world, even when it is difficult.



PARTNER PRAYER

SUPPLIES:

Bible, Take-Home page, coloring supplies, paper (1 per kid)

PREP:

Print the Take-Home page (1 per kid).

ADAPTATION FOR DIFFERENT LEARNERS: Support active learners by allowing them to stand and/or do frequent check-ins with them while working. Praise positive behaviors.

INSTRUCTIONS:

1. **Discuss:** Do you think everyone knows who Jesus is?
2. **Read:** Matthew 24:14.
3. **Discuss:** Who is in charge of proclaiming, or telling others, the Gospel?
4. **Discuss:** In our Bible story today, Jesus commanded His disciples to be witnesses "to the end of the Earth." What does it mean to be a witness for Jesus?
5. **Say:** As disciples of Jesus, we can tell others the good news of Jesus!
6. **Say:** Who in your life can you tell about Jesus? Let's draw a picture of them and write their name down. We will be sharing these drawings with each other.
7. *Pass out paper and coloring supplies. Give kids time to complete their drawings.*
8. *Bring kids together in a circle. Instruct kids to place their drawings face down in the middle of the circle.*
9. *Have kids take turns choosing a drawing from the center of the circle.*
10. *When everyone has chosen, lead the kids to pray for the people on the drawings.*
11. **Say:** Let's pray together for each of the people represented in the drawings you created. "Dear God, thank You for Your love. Today we pray for _____ (have each kid say the person's name on their drawing). Help us tell them about You and show them Your love. Amen."
12. **Discuss:** What does God want us to do while we wait for Jesus' return?
13. **Say:** God wants us to be His witnesses and share the Gospel with the whole world.

ACTIVITY WRAP-UP:

Today we learned Jesus will return one day. As we learn truths about God, we can respond to Him. We can tell Him our feelings, we can pray, or we can decide to do something or change something.

Lead kids to the "Me Question" box on their Take-Home pages and discuss possible responses. Have kids choose a prompt and write/draw their response.



Wrap-Up

CHOOSE YOUR Challenge

Say: We want to respond to God and remember what He has taught us today. We also want to use what He's taught us during the coming week. As we become more like Jesus, our lives change!

Read the challenges from the Take-Home page aloud. Ask kids to mark which one they want to choose for this week.

SUPPLIES:

Take-Home page, coloring supplies

PREP:

Print the Take-Home page (1 per kid).



PRAYER

Dear God, thank You for promising to make the world new again someday. Help us to trust in You as we wait patiently for Jesus' return and share the good news of Jesus with others. Amen.



SAY GOODBYE!

Tell kids goodbye and thank them for being a part of your group.

As kids wait to be picked up, encourage them to complete the activities on the back of the Take-Home page. As kids work, ask relationship-building questions, such as, "What are you looking forward to this week?" or "What do you do for fun?"

As parents arrive at pickup, look for opportunities to connect with them, pointing out the Take-Home page their kid is bringing home.

Extra Time?

- Work on Books of the Bible
- Work on Memory Verse
 - ERASE A WORD: Write on a white board, erasing one word at a time after the class repeats the verse out loud to you.
 - BEAN BAG: Have children toss a bean bag to each other and when they catch the bean bag they say the next word in the verse
 - POPCORN: Have children sit in a circle and jump up in turn and say the next word of the verse, sitting down quickly after saying their word
 - HAND MOTIONS: Either you or the kids make up hand motions to key words or phrases of the verse. Practice and then have a competition between boys and girls.

Greet parents at the door. Make sure you match their security tag with Attendance Book. Have them initial Attendance Book (their security tag and child's nametag can be given to Welcome Desk for nametag ball.)

Hand each parent:

- Any craft/activity page

BEFORE YOU LEAVE:

After 10:00 Services:

- Erase whiteboard.
- Place Prayer Journal and Curriculum book in supply tub.
- Return Prayer Sheet, Blue Report (if needed) and Attendance Book to Welcome Desk

After 11:45 Services:

- Erase whiteboard.
- Make sure chairs are stacked (kids can do this)
- Turn off TV by:
 - Close PowerPoint
 - Power off computer
 - Turn off TV
- Put everything away – all tables should be completely empty
- Place Prayer Journal and Curriculum book in supply tub.
- Return Prayer Sheet, Blue Report (if needed) and Attendance Book to Welcome Desk
- Take supply tub to Resource Room

K-1/k2



THE HOLY SPIRIT ARRIVES

BIBLE PASSAGE: Acts 2:1-41

FOCUS VERSES: John 14:17; 1 Corinthians 6:19-20;
John 14:26

Summary: The disciples gathered on Pentecost. They heard a mighty rushing wind from heaven. Tongues of fire appeared above their heads, and they were filled with the Holy Spirit. The Spirit gave them the ability to speak in foreign languages. People from various nations were amazed. Peter explained that this was a fulfillment of Joel's prophecy and preached about Jesus' death and resurrection. Three thousand believed and were baptized, marking the birth of the church.



MONTHLY Memory Verse

For God so loved the world that He gave His only Son, that whoever believes in Him should not perish but have eternal life.

(JOHN 3:16)

BRITE  **Idea**

**The Holy Spirit lives
in believers.**



WHO IS THE HOLY SPIRIT?
The Holy Spirit is God and has all of the power and authority of God. The same Holy Spirit given to believers at Pentecost lives in followers of Jesus today.



HOW DOES THE HOLY SPIRIT HELP US?
When we trust in Jesus, the Holy Spirit comes to live inside of us. He helps us know how to follow God and spread His love.



HOW IS GOD INVITING ME TO RESPOND?
Kids will be given the opportunity to reflect on the truth they learned about God and respond accordingly.

Pray for each regular attendee by name. Pray for those who might visit your group for the first time. Pray specifically for kids who are typically overlooked by others. Pray that they would be made to feel special and valued. Also pray for kids who are typically doing the “overlooking.” Ask God to show them other kids who need to feel valued. Pray that these kids would work to make others feel included and special.

Before Kids Arrive

- Go through your supply tub and make sure you have all the supplies you need for the morning. (we do sometimes make mistakes 😊)

Arrival

Kids will be with their parents for worship and be dismissed to meet you in the Bridge Kids Lobby. During the kids blessing, come to the Bridge Kids Lobby and get your Attendance Book.

Welcome kids and verify you have all kids listed in the book (and that all kids ARE listed in the book. Any kids not listed will need to be checked in by the Welcome Desk).

Big Group

When prompted, take your group to the Big Group Room. If any brought their Bibles, have them place their names on the slips of paper and place in the proper container.

Please sit with your few and help them be good listeners.

After Big Group

Welcome the kids to your group.

Ask: What was the best part of your week? What was the worst part of your week?

Ask: How did God use those experiences to grow you as a disciple of Jesus?

Ask: How can I pray for you (write them on the journal page).

Start With Prayer Requests – this builds relationship.

You will pray at the end of the service





Leader TRAINING

LEADER TRAINING TOPIC: NURTURE BELONGING

Sometimes kids have difficulty finding their people and fitting in. Offering a few simple activities during your time together can foster increased connection among the group.

- **What's different; what's the same?** As kids circle up with their friends, have them identify ways they are the same as their friends and ways they are different, such as eyeglasses, number of siblings or hair color. Even kids who appear different share traits and characteristics with others.
- **Inside/Outside.** With a small group of kids, have each share something that is visible on the outside (clothes they are wearing, their height, eye color) and something on the inside that can't be seen. For example, they may be nervous or hungry or have a donut in their stomach from breakfast. Sharing helps kids become more empathetic, especially toward kids who are different from them.
- **Create rituals.** Create a greeting that is used upon arrival or end large group with the same chant every week. Doing these rituals with the group helps kids bond with each other.

NAVIGATING A BROKEN WORLD: UNIVERSALISM

Universalism is the belief that everyone will eventually be accepted by God and go to heaven. A Barna research survey found that 25 percent of Christians agree that all people will eventually be saved or accepted by God.* While it is true that God cares about all people and desires for them to be saved (1 Timothy 2:4), that doesn't mean that all people will go to heaven regardless of what they believe. Listen for kids' misconceptions and point them toward the truth of the Gospel that only those who have trusted in Jesus will have eternal life. Assure kids that God loves all people and everyone has the opportunity to believe in Jesus and be saved. But also instill in them the knowledge that salvation is not a universal right. Anyone can be saved, but it is only through belief in Jesus and nothing else that we are saved.

ELEMENTARY GLOSSARY

Holy Spirit: third person of the Trinity; He is the Helper for followers of Jesus

Pentecost: a special Jewish festival and the day the Holy Spirit came and the church was born

Redeemer: the One who makes something right or better

*For more resources on this topic, check out: britecurriculum.com/resources

Small Group ROADMAP

1 BELONG
(10 MINUTES)

Goal: For kids to experience God's love through a welcoming community

FAN FUN
SUPPLIES: Paper plates (1 per kid), balloons (1 per 3 kids), painter's tape

OR

WHAT'S MISSING?
SUPPLIES: 10 small objects, tray


2 BELIEVE
(10 MINUTES)

Goal: For kids to discover who God is by engaging with the Bible

FLAME TOSS
SUPPLIES: Bibles, teaching slide, printable page, scissors, tape, cone, paper plates (1 per kid)

OR

FLAME CRAFT
SUPPLIES: Bible, red, orange, and yellow tissue paper, scissors, glue sticks (1 per kid), clear plastic cups (1 per kid), battery-operated tea candles (1 per kid)

3 

DISCIPLESHIP DISCUSSION
(10 MINUTES)

Goal: To engage kids in faith conversations that help them navigate a broken world with biblical wisdom


4 BECOME
(10 MINUTES)

Goal: For kids to learn to follow Jesus by applying faith to their lives

UP, UP AND AWAY
SUPPLIES: Bible, Take-Home page, coloring supplies, printable page

OR

PAUSE AND PRAY
SUPPLIES: Bible, Take-Home page, coloring supplies, beanbag, soft worship music, music player

5 

SMALL GROUP WRAP-UP
(5 MINUTES)

SUPPLIES: Take-Home page, coloring supplies



FLAME TOSS

SUPPLIES:

Bibles, teaching slide, printable page, scissors, tape, cone, paper plates (1 per kid)

PREP:

Print or show the Memory Verse teaching slide (Image 03). Print the printable page and cut out. Tape the flame to the cone. Cut out the centers of the paper plates. The hole should be large enough to fit over the cone.

ADAPTATION FOR DIFFERENT LEARNERS: For active and easily frustrated kids, allow for breaks and point out positive behaviors throughout activity.

INSTRUCTIONS:

1. *Lead kids to find John 3:16 in their Bibles. Read the verse aloud together.*
2. **Discuss:** How did God show His love to Jesus' disciples in the Bible story today?
3. **Say:** We heard about the tongues of fire that appeared over the disciples' heads in our Bible story. Let's pretend this cone is a tongue of fire.
4. *Have kids stand a few feet away from the cone and form a circle around it.*
5. *Pass out the paper plate rings.*
6. *Say the first two words from the memory verse. Then have everyone repeat after you.*
7. *Choose one kid to toss their ring onto the cone.*
8. *Continue adding one phrase from the verse at a time and pause to give kids turns tossing their rings onto the cone and retrieve them.*
9. *Repeat until the verse is complete.*
10. **Discuss:** Who is the Holy Spirit?
11. **Say:** The Holy Spirit is God and has all of the power and authority of God. The same Holy Spirit given to believers at Pentecost lives in followers of Jesus today.

ACTIVITY WRAP-UP:

God loved us so much He gave the whole world His only Son, Jesus. Today we learned that He also gave believers the Holy Spirit as a Helper.



Discipleship DISCUSSION

WHAT DOES THIS MEAN FOR FOLLOWERS OF JESUS?

Discuss: How does this story show us God is a promise keeper?

Say: Before He ascended into heaven, Jesus promised that God would send a Helper. This Helper is the Holy Spirit who came and empowered believers, just as promised!

Read John 15:26 directly from the Bible: *“But when the Helper comes, whom I will send to you from the Father, the Spirit of truth, who proceeds from the Father, He will bear witness about Me.”*

BUT WHAT ABOUT...WILL EVERYONE GO TO HEAVEN?

Discuss: What are ways some people believe we can go to heaven, other than believing in Jesus?

Discuss: Do you think all people will go to heaven? Why or why not?

Discuss: What do you think God has to say about all that?

Say: You may have heard someone say something like, “God loves all people, so everyone will go to heaven no matter what.” God does love everyone, but Romans 3:23 reminds us that every person has sinned. Sin separates us from God and breaks our relationship with Him. For us to be in the right relationship with Him again, there needed to be a way for us to have our sins forgiven. Jesus made a way for all people to be saved when He died on the cross and rose again. All people can be saved, but Jesus doesn’t force anyone to believe in Him. We are all given a choice. 1 Timothy 2:4 tells us that *God desires all people to be saved and to come to the knowledge of the truth.* But only people who trust in Jesus as Savior will have eternal life. This is why it is so important to share this great news with everyone we know!



UP, UP, AND AWAY

SUPPLIES:

Bible, Take-Home page, coloring supplies, printable page

PREP:

Print the Take-Home page (1 per kid).
Print the printable page (1 per kid).

ADAPTATION FOR DIFFERENT LEARNERS: Struggling writers may need extra encouragement and support such as brainstorming ideas to draw or writing less.

INSTRUCTIONS:

1. **Discuss:** Have you ever flown a kite? What days are the best days to fly a kite?
2. **Say:** Windy days are made for kites! In our Bible story today, the disciples experienced what would have been an amazing day for kite flying! God sent the Holy Spirit, who came like a rush of wind to rest upon the disciples and help them follow God's plan for growing His Church.
3. **Read:** John 14:17.
4. **Discuss:** What does it mean for the Holy Spirit to "dwell in us"?
5. **Say:** Today we'll decorate kites to help remember how the Holy Spirit can work in our lives!
6. *Give each kid a printable page and coloring supplies.*
7. *Read each of the four sections of the kite. After each section, pause so that the kids can draw a picture to go with the prompt. It may be helpful to brainstorm ideas as a group before they draw.*
8. **Discuss:** How does the Holy Spirit help us?
9. **Say:** When we trust in Jesus, the Holy Spirit comes to live inside of us. He helps us know how to follow God and spread His love.

ACTIVITY WRAP-UP:

Today we learned that the Holy Spirit lives in believers. As we learn truths about God, we can respond to Him. We can tell Him our feelings, we can pray, or we can decide to do something or change something.

Lead kids to the "Me Question" box on their Take-Home pages and discuss possible responses. Have kids choose a prompt and write/draw their response.



Wrap-Up

CHOOSE YOUR Challenge

Say: We want to respond to God and remember what He has taught us today. We also want to use what He's taught us during the coming week. As we become more like Jesus, our lives change!

Read the challenges from the Take-Home page aloud. Ask kids to mark which one they want to choose for this week.

SUPPLIES:

Take-Home page, coloring supplies

PREP:

Print the Take-Home page (1 per kid).



PRAYER

Dear Holy Spirit, thank You for helping us and guiding us. Thank You for showing us how to live like Jesus. Help us to pause and listen closely to Your voice. Amen.



SAY GOODBYE!

Tell kids goodbye and thank them for being a part of your group.

As kids wait to be picked up, encourage them to complete the activities on the back of the Take-Home page. As kids work, ask relationship-building questions, such as, "What are you looking forward to this week?" or "What do you do for fun?"

As parents arrive at pickup, look for opportunities to connect with them, pointing out the Take-Home page their kid is bringing home.

Extra Time?

- Work on Books of the Bible
- Work on Memory Verse
 - ERASE A WORD: Write on a white board, erasing one word at a time after the class repeats the verse out loud to you.
 - BEAN BAG: Have children toss a bean bag to each other and when they catch the bean bag they say the next word in the verse
 - POPCORN: Have children sit in a circle and jump up in turn and say the next word of the verse, sitting down quickly after saying their word
 - HAND MOTIONS: Either you or the kids make up hand motions to key words or phrases of the verse. Practice and then have a competition between boys and girls.

Greet parents at the door. Make sure you match their security tag with Attendance Book. Have them initial Attendance Book (their security tag and child's nametag can be given to Welcome Desk for nametag ball.)

Hand each parent:

- Any craft/activity page

BEFORE YOU LEAVE:

After 10:00 Services:

- Erase whiteboard.
- Place Prayer Journal and Curriculum book in supply tub.
- Return Prayer Sheet, Blue Report (if needed) and Attendance Book to Welcome Desk

After 11:45 Services:

- Erase whiteboard.
- Make sure chairs are stacked (kids can do this)
- Turn off TV by:
 - Close PowerPoint
 - Power off computer
 - Turn off TV
- Put everything away – all tables should be completely empty
- Place Prayer Journal and Curriculum book in supply tub.
- Return Prayer Sheet, Blue Report (if needed) and Attendance Book to Welcome Desk
- Take supply tub to Resource Room