

JESUS HEALS ON THE SABBATH

BIBLE PASSAGE: Matthew 12:1–14

FOCUS VERSES: Matthew 28:18; Romans 10:9–10;
Ephesians 2:8–9

Summary: The Pharisees were angry that Jesus' disciples ate grain in a field on the Sabbath. The disciples had broken one of the many rules the Pharisees had created about the Sabbath. Jesus told them He was Lord of the Sabbath. Then He angered them again when He healed a man with a withered arm on the Sabbath. Jesus showed He is Lord of all and taught that following rules isn't enough to be right with God.



MONTHLY Memory Verse

So that at the name of Jesus every knee should bow...and every tongue confess that Jesus Christ is Lord, to the glory of God the Father.

(PHILIPPIANS 2:10–11)

BRITE  **Idea**

Jesus is Lord of all.

HE

WHAT DOES IT MEAN THAT JESUS IS LORD?

Jesus is God. He has ultimate authority over all things.

WE

WILL FOLLOWING THE RULES MAKE US RIGHT WITH GOD?

We can't do anything to fix our sin problem on our own. God loves us so much that He sent Jesus to make a way for us to be right with Him.

ME

HOW IS GOD INVITING ME TO RESPOND?

Kids will be given the opportunity to reflect on the truth they learned about God and respond accordingly.

Pray for each regular attendee by name. Pray for those who might visit your group for the first time. Pray specifically for kids who are typically overlooked by others. Pray that they would be made to feel special and valued. Also pray for kids who are typically doing the “overlooking.” Ask God to show them other kids who need to feel valued. Pray that these kids would work to make others feel included and special.

Before Kids Arrive

- Go through your supply tub and make sure you have all the supplies you need for the morning. (we do sometimes make mistakes 😊)

Arrival

Kids will be with their parents for worship and be dismissed to meet you in the Bridge Kids Lobby. During the kids blessing, come to the Bridge Kids Lobby and get your Attendance Book.

Welcome kids and verify you have all kids listed in the book (and that all kids ARE listed in the book. Any kids not listed will need to be checked in by the Welcome Desk).

Big Group

When prompted, take your group to the Big Group Room. If any brought their Bibles, have them place their names on the slips of paper and place in the proper container.

Please sit with your few and help them be good listeners.

After Big Group

Welcome the kids to your group.

Ask: What was the best part of your week? What was the worst part of your week?

Ask: How did God use those experiences to grow you as a disciple of Jesus?

Ask: How can I pray for you (write them on the journal page).

Start With Prayer Requests – this builds relationship.

You will pray at the end of the service



Leader TRAINING

LEADER TRAINING TOPIC: INCREASE YOUR OWN ENGAGEMENT

Model engagement for kids by being all-in yourself!

- **Read your lesson ahead.** The more prepared you are, the more attention you can give directly to the kids. You will feel confident and less distracted because you will know what is happening next.
- **Have all of your supplies.** If you have to search for scissors, the momentum of your group pauses. During these pauses, kids will disengage and find other things to entertain them.
- **Avoid your own distractions.** Put away your cell phone. Save the conversations with other adults for later. Give kids your undivided attention—they deserve it!

NAVIGATING A BROKEN WORLD: FOLLOWING RULES

When surveyed, 59 percent of adults who are not parents indicated they believe today's parents are too lenient with rules.* While kids may not admit they like rules, most recognize they are necessary and get offended when others break the rules. You might have some stringent rule followers in your group, and you may also have kids who want to test every boundary. In today's story, kids will learn about the Pharisees being angry that Jesus didn't follow a rule they created. Help kids understand Jesus wasn't defying authority. He was the authority on how to be right with God. Help kids understand that following rules honors God but can't make us right with Him. Only Jesus can do that!

ELEMENTARY GLOSSARY

Authority: the power to make decisions and give orders

Lord: God, One who has authority and power

Sabbath: the seventh day of the week that God set aside as holy

*For more resources on this topic, check out: <https://pin.it/5rSl58hjk>

Small Group ROADMAP

1

BELONG (10 MINUTES)

Goal: For kids to experience God's love through a welcoming community

JUMP UP, SIT DOWN

SUPPLIES: None

OR

FOLLOW THE RULES

SUPPLIES: Printable page, coloring supplies

2

BELIEVE (10 MINUTES)

Goal: For kids to discover who God is by engaging with the Bible

ACTION WORDS

SUPPLIES: Bibles, teaching slide

OR

JESUS HAS THE POWER

SUPPLIES: Bibles

3



DISCIPLESHIP DISCUSSION (10 MINUTES)

Goal: To engage kids in faith conversations that help them navigate a broken world with biblical wisdom

4

BECOME (10 MINUTES)

Goal: For kids to learn to follow Jesus by applying faith to their lives

EARN IT OR NOT?

SUPPLIES: Bible, Take-Home page, coloring supplies, printable pages, scissors, paper bag

OR

THANK YOU CARDS

SUPPLIES: Bible, Take-Home page, coloring supplies, paper (1 per kid)

5



SMALL GROUP WRAP-UP (5 MINUTES)

SUPPLIES: Take-Home page, coloring supplies



ACTION WORDS

SUPPLIES:

Bibles, teaching slide

PREP:

Print or show the Memory Verse teaching slide (Image 03).

LEADER TIP: Consider having younger elementary kids only learn half the verse to make it more manageable for them.

INSTRUCTIONS:

1. *Lead kids to find Philippians 2:10–11 in their Bibles. Read the verses aloud together.*
2. **Discuss:** What and who does Jesus have authority over?
3. **Discuss:** Did Jesus like how the Pharisees had so many rules to follow on the Sabbath? Why or why not?
4. **Discuss:** Why does Jesus have authority over everything?
5. **Say:** Our verse reminds us that Jesus has authority over everything and everyone because He is God. Jesus is Lord!
6. **Say:** Let's create some motions to help us remember our verse! I will divide you into three groups and give each group a few words. Each group will create the motions, and everyone will follow them.
7. *Divide the kids into groups of three. Assign each group words to create motions for.*
 - Word suggestions: name, Jesus, knee, bow, tongue, confess, glory, Father
8. *Give kids time to create their motions.*
9. *Gather kids together and have each group share the motions they created.*
10. *Repeat the verse a few times together while doing the motions.*

ACTIVITY WRAP-UP:

Jesus has ultimate authority over all things because He is God. We can trust and follow Him!



Discipleship DISCUSSION

WHAT DOES THIS MEAN FOR FOLLOWERS OF JESUS?

Discuss: How does this story show us God is a promise keeper?

Say: When God gave His people the commandment to observe the Sabbath, He was giving them rest. But when Jesus came, He was even greater than the Sabbath. Jesus said when people trusted Him they would “find rest for their souls” (Matthew 11:29). God always keeps His promises and cares for His people.

Read Matthew 11:28 directly from the Bible: *“Come to Me, all who labor and are heavy laden, and I will give you rest.”*

BUT WHAT ABOUT ... FOLLOWING THE RULES?

Discuss: Do you feel like rules are important? Why or why not?

Discuss: Is it important for people to follow rules? Why or why not?

Discuss: What do you think God has to say about that?

Say: Everywhere we go in life, there are rules. From the classroom to the sports field, there are rules to help people know what to do. Rules are good boundaries that protect people. Romans 13:1 says: *Let every person be subject to the governing authorities. For there is no authority except from God, and those that exist have been instituted by God.* In other words, it is right to obey our teachers, parents, coaches, etc. However, sometimes people think following the rules will make God love them more. While God wants us to make wise choices and honor those who are in charge, He loves us even when we break the rules. He offers His grace and forgiveness through Jesus.



THANK YOU CARDS

SUPPLIES:

Bible, Take-Home page, coloring supplies, paper (1 per kid)

PREP:

Print the Take-Home page (1 per kid).

ADAPTATION FOR DIFFERENT LEARNERS: For kids struggling with fine motor skills, provide support during folding and drawing by giving additional cueing, encouragement and, if needed, hand-over-hand assistance.

INSTRUCTIONS:

1. **Discuss:** Was Jesus happy that the Pharisees made their own rules about following God? Why or why not?
2. **Say:** All of us sin. Sometimes we think that if we follow the rules in the Bible and are a good kid, we can fix our sin problem and earn our way to God. But the Bible teaches us something very different.
3. **Read:** Ephesians 2:8–9.
4. **Discuss:** How can we be right with God?
5. **Say:** This is good news! God sent Jesus to make a way for us to be right with God. There is nothing we can do to earn it. It is a free gift.
6. **Say:** Let's make a thank you card for Jesus, thanking Him for the free gift of His grace. Then we will pray silent prayers to God thanking Him for His incredible love and for sending Jesus to make a way for us to be right with God.
7. *Pass out supplies and demonstrate how to fold the paper in half.*
8. *Write "Thank You, Jesus" on a piece of paper for kids to copy on the front of their cards.*
9. *Encourage kids to decorate their cards and draw pictures inside.*
10. **Say:** Let's pray and thank God. I will start the prayer, and then you will pray silently and thank God for the gift of His grace and love. Then I will pray again.
11. *Guide kids in prayer and end by thanking Jesus for being our Savior.*

ACTIVITY WRAP-UP:

Today we learned Jesus is Lord of all. As we learn truths about God, we can respond to Him. We can tell Him our feelings, we can pray, or we can decide to do something or change something.

Lead kids to the "Me Question" box on their Take-Home pages and discuss possible responses. Have kids choose a prompt and write/draw their response.



Wrap-Up

CHOOSE YOUR Challenge

Say: We want to respond to God and remember what He has taught us today. We also want to use what He's taught us during the coming week. As we become more like Jesus, our lives change!

Read the challenges from the Take-Home page aloud. Ask kids to mark which one they want to choose for this week.

SUPPLIES:

Take-Home page, coloring supplies

PREP:

Print the Take-Home page (1 per kid).



PRAYER

God, thank You so much for the incredible gift of Your grace! Thank You for sending Jesus to make a way for us to be right with You. We love You. In Jesus' name, amen.



SAY GOODBYE!

Tell kids goodbye and thank them for being a part of your group.

As kids wait to be picked up, encourage them to complete the activities on the back of the Take-Home page. As kids work, ask relationship-building questions, such as, "What are you looking forward to this week?" or "What do you do for fun?"

As parents arrive at pickup, look for opportunities to connect with them, pointing out the Take-Home page their kid is bringing home.

Extra Time?

- Work on Books of the Bible
- Work on Memory Verse
 - ERASE A WORD: Write on a white board, erasing one word at a time after the class repeats the verse out loud to you.
 - BEAN BAG: Have children toss a bean bag to each other and when they catch the bean bag they say the next word in the verse
 - POPCORN: Have children sit in a circle and jump up in turn and say the next word of the verse, sitting down quickly after saying their word
 - HAND MOTIONS: Either you or the kids make up hand motions to key words or phrases of the verse. Practice and then have a competition between boys and girls.

Greet parents at the door. Make sure you match their security tag with Attendance Book. Have them initial Attendance Book (their security tag and child's nametag can be given to Welcome Desk for nametag ball.)

Hand each parent:

- Any craft/activity page


BEFORE YOU LEAVE:

After 10:00 Services:

- Erase whiteboard.
- Place Prayer Journal and Curriculum book in supply tub.
- Return Prayer Sheet, KidMin Team Member Report (if needed) and Attendance Book to Welcome Desk

After 11:45 Services:

- Erase whiteboard.
- Make sure chairs are stacked (kids can do this)
- Turn off TV by:
 - Close PowerPoint
 - Power off computer
 - Turn off TV
- Put everything away – all tables should be completely empty
- Place Prayer Journal and Curriculum book in supply tub.
- Return Prayer Sheet, KidMin Team Member Report (if needed) and Attendance Book to Welcome Desk
- Take supply tub to Resource Room



THE FEEDING OF THE 5,000

BIBLE PASSAGE: John 6:1–15

FOCUS VERSES: Psalm 24:1; Deuteronomy 10:14;
Luke 1:37; Philippians 4:19

Summary: A large crowd followed Jesus. Jesus asked Philip where they could buy food for the crowd. Andrew mentioned a boy with five loaves and two fish. Jesus had the people sit, blessed the food and distributed it. Everyone ate their fill, and twelve baskets of leftovers were collected. Because of this amazing miracle, the crowd recognized Jesus as the prophet they had been waiting for.



MONTHLY *Memory Verse*

So that at the name of Jesus every knee should bow...and every tongue confess that Jesus Christ is Lord, to the glory of God the Father.

(PHILIPPIANS 2:10–11)



Jesus provides.

HE

HOW IS JESUS ABLE TO PROVIDE?

Jesus is God and He is Lord over all things. Nothing is impossible for Him and everything belongs to Him.

WE

WHAT CAN JESUS PROVIDE?

Everything we have is a gift from Jesus. He knows our needs. We can trust He is able to provide according to His perfect will.

ME

HOW IS GOD INVITING ME TO RESPOND?

Kids will be given the opportunity to reflect on the truth they learned about God and respond accordingly.

Pray for each regular attendee by name. Pray for those who might visit your group for the first time. Pray specifically for kids who are typically overlooked by others. Pray that they would be made to feel special and valued. Also pray for kids who are typically doing the “overlooking.” Ask God to show them other kids who need to feel valued. Pray that these kids would work to make others feel included and special.

Before Kids Arrive

- Go through your supply tub and make sure you have all the supplies you need for the morning. (we do sometimes make mistakes 😊)

Arrival

Kids will be with their parents for worship and be dismissed to meet you in the Bridge Kids Lobby. During the kids blessing, come to the Bridge Kids Lobby and get your Attendance Book.

Welcome kids and verify you have all kids listed in the book (and that all kids ARE listed in the book. Any kids not listed will need to be checked in by the Welcome Desk).

Big Group

When prompted, take your group to the Big Group Room. If any brought their Bibles, have them place their names on the slips of paper and place in the proper container.

Please sit with your few and help them be good listeners.

After Big Group

Welcome the kids to your group.

Ask: What was the best part of your week? What was the worst part of your week?

Ask: How did God use those experiences to grow you as a disciple of Jesus?

Ask: How can I pray for you (write them on the journal page).

Start With Prayer Requests – this builds relationship.

You will pray at the end of the service



Leader TRAINING

LEADER TRAINING TOPIC: ENGAGE FROM THE START

Don't wait for the actual lesson to begin to try to engage kids in your group. You can set the tone for kids' engagement as soon as they walk in the door.

- **Greet kids at the door.** Be early so that you can have everything set up in time to physically stand by the door as kids come in.
- **Welcome kids by name.** As kids enter, be intentional to greet them personally by name. Say something like, "Hudson, I was hoping you'd be here" or "Maria, we were waiting for you!" When we use kids' names, we immediately communicate their value to the group.
- **Have something for them to do as soon as they walk in.** Eliminate idle time from the start. Engage kids in a game or have quiet activities such as building materials or modeling dough. Have additional leaders sit with them and begin conversations.

NAVIGATING A BROKEN WORLD: POVERTY

According to 2023 data, 16 percent of kids under the age 18 are living in poverty.* There may be kids in your group whose families have significantly less than others. You might serve families who struggle to provide food and other needs. Be sensitive to this in conversations and avoid making comparisons or assumptions. Emphasize that everything we have comes from God and that He knows our needs. He also knows we most need a relationship with Him, even more than we need physical things. Kids in your group may also wonder why people are poor. Help kids understand that poverty is a part of a world broken by sin, but God uses poverty both to bring people to Himself and to allow His followers to be generous.

ELEMENTARY GLOSSARY

Lord: God, One who has authority and power

Miracle: an amazing act that can only be done with the power of God

Provide: to give

*For more resources on this topic, check out: <https://pin.it/3B1sP3cU1>

Small Group ROADMAP

1

BELONG (10 MINUTES)

Goal: For kids to experience God's love through a welcoming community

REMEMBER YOUR LUNCH

SUPPLIES: 10 pretend food items, paper bag

OR

HOW MANY CAN YOU FEED?

SUPPLIES: Modeling dough (1 handful per kid)

2

BELIEVE (10 MINUTES)

Goal: For kids to discover who God is by engaging with the Bible

VERSE PLATE

SUPPLIES: Bibles, teaching slide, printable page, scissors, large paper plates (1 per kid), glue sticks (1 per kid), coloring supplies

OR

COLLECT THE FOOD

SUPPLIES: Bible, printable page, scissors, basket, timer

3



DISCIPLESHIP DISCUSSION (10 MINUTES)

Goal: To engage kids in faith conversations that help them navigate a broken world with biblical wisdom

4

BECOME (10 MINUTES)

Goal: For kids to learn to follow Jesus by applying faith to their lives

JESUS PROVIDES

SUPPLIES: Bible, Take-Home page, coloring supplies, printable pages, beanbag (1 per kid)

OR

THANK YOU PRAYERS

SUPPLIES: Bible, Take-Home page, coloring supplies, heart-shaped sticky notes (several per kid)

5



SMALL GROUP WRAP-UP (5 MINUTES)

SUPPLIES: Take-Home page, coloring supplies



COLLECT THE FOOD

SUPPLIES:

Bible, printable page, scissors, basket, timer

PREP:

Print five copies of the printable page and cut out. Scatter them around your small group area.

ADAPTATION FOR DIFFERENT LEARNERS: Strategically pair kids to best support those with mobility needs.

**INSTRUCTIONS:**

1. **Say:** I have scattered some bread and fish around our space. Let's see how many fish and bread we can collect in one minute! You can only collect the fish and bread one at a time. You will need to find one and then put it in the basket.
2. *Start the timer and cheer kids on!*
3. *Play again as time allows.*
4. **Discuss:** What did Jesus provide in our story today?
5. **Say:** He provided food to more than 5,000 people! There were even 12 baskets of food left over!
6. **Discuss:** How do you think Jesus was able to provide all that food from just two small fish and five loaves of bread?
7. **Read:** Philippians 2:10–11.
8. **Discuss:** What does this tell us about Jesus?
9. **Say:** Jesus is Lord of all, and He is God. This means that He has all the power and authority of God.
10. **Read:** Psalm 24:1 and Deuteronomy 10:14.
11. **Discuss:** What do these verses tell us about the Lord?
12. **Say:** Everything belongs to the Lord. If everything belongs to Him, that means He is in charge of it all and can provide what we need.

**ACTIVITY WRAP-UP:**

Jesus is God and He is Lord over all things. Nothing is impossible for Him, and everything belongs to Him. He is able to provide what we need.



Discipleship DISCUSSION

WHAT DOES THIS MEAN FOR FOLLOWERS OF JESUS?

Discuss: How does this story show us God is a promise keeper?

Say: God has always provided for His people. Throughout the Old Testament, He provided what the Israelites needed through His miraculous power. By feeding a group of hungry people, Jesus showed how very powerful He is. In both the Old Testament and the New Testament, God showed He keeps His promise to provide for His people.

Read Psalm 23:1 directly from the Bible: *The Lord is my shepherd; I shall not want.*

BUT WHAT ABOUT ... POVERTY?

Discuss: What does the word "poverty" mean?

Discuss: Why do you think there are people in the world who live in poverty?

Discuss: What do you think God has to say about that?

Say: You may have heard someone say that if God were real, there wouldn't be poor people in the world. If someone is poor, that doesn't mean that God doesn't care about them. Proverbs 22:2 says: *The rich and the poor meet together; the Lord is the Maker of them all.* Our world is broken by sin, which means many people are poor because of how others' choices have affected them. Some people are poor because of their own choices. Some people are poor because, for reasons we don't understand, that is what God has designed for their lives. God can use poverty to help bring people closer to Him and also to give His followers a chance to be generous to others. Brainstorm with your family how you could help others who have less.



JESUS PROVIDES

SUPPLIES:

Bible, Take-Home page, printable pages, beanbag (1 per kid)

PREP:

Print the Take-Home page (1 per kid). Print the printable pages.

LEADER TIP: Be sensitive to kids whose basic needs are not being met. Reach out to your pastoral care team to see how God can use your church to help families in need.

ADAPTATION FOR DIFFERENT LEARNERS: For active learners, strategically place the kids in the circle next to a positive model. Remind kids to keep their legs criss-crossed during activities.

INSTRUCTIONS:

1. **Discuss:** How did Jesus provide for the people in today's story?
2. **Say:** Jesus provided lunch for 5,000 people. Jesus provides for us too. Let's play a game to learn about how God provides for us.
3. *Gather kids in a circle and lay the printable pages in the middle.*
4. **Say:** I will give you each a beanbag. I will describe a picture, and you will throw your beanbag on the picture I'm describing. Then we will discuss how God provides for us.
5. *Give each kid a beanbag.*
6. *Describe one of the pictures. You can describe it by how you use it, its color or its shape. The kids can throw the beanbag when they know the picture.*
7. *Hold up the picture, read and discuss the questions listed.*
8. *Continue until you have discussed all the pictures.*
9. *Collect the beanbags.*
10. **Read:** Philippians 4:19.
11. **Discuss:** What needs does God promise to provide in this verse?
12. **Say:** Everything we have is a gift from Jesus. He knows our needs. We can trust He is able to provide according to His perfect will.

ACTIVITY WRAP-UP:

Today we learned Jesus provides. As we learn truths about God, we can respond to Him. We can tell Him our feelings, we can pray, or we can decide to do something or change something.

Lead kids to the "Me Question" box on their Take-Home pages and discuss possible responses. Have kids choose a prompt and write/draw their response.



Wrap-Up

CHOOSE YOUR *Challenge*

Say: We want to respond to God and remember what He has taught us today. We also want to use what He's taught us during the coming week. As we become more like Jesus, our lives change!

Read the challenges from the Take-Home page aloud. Ask kids to mark which one they want to choose for this week.

SUPPLIES:

Take-Home page, coloring supplies

PREP:

Print the Take-Home page (1 per kid).



PRAYER

Jesus, everything we have comes from You. Thank You for always providing what we need. Help us to trust You always. Amen.



SAY GOODBYE!

Tell kids goodbye and thank them for being a part of your group.

As kids wait to be picked up, encourage them to complete the activities on the back of the Take-Home page. As kids work, ask relationship-building questions, such as, "What are you looking forward to this week?" or "What do you do for fun?"

As parents arrive at pickup, look for opportunities to connect with them, pointing out the Take-Home page their kid is bringing home.

Extra Time?

- Work on Books of the Bible
- Work on Memory Verse
 - ERASE A WORD: Write on a white board, erasing one word at a time after the class repeats the verse out loud to you.
 - BEAN BAG: Have children toss a bean bag to each other and when they catch the bean bag they say the next word in the verse
 - POPCORN: Have children sit in a circle and jump up in turn and say the next word of the verse, sitting down quickly after saying their word
 - HAND MOTIONS: Either you or the kids make up hand motions to key words or phrases of the verse. Practice and then have a competition between boys and girls.

Greet parents at the door. Make sure you match their security tag with Attendance Book. Have them initial Attendance Book (their security tag and child's nametag can be given to Welcome Desk for nametag ball.)

Hand each parent:

- Any craft/activity page


BEFORE YOU LEAVE:

After 10:00 Services:

- Erase whiteboard.
- Place Prayer Journal and Curriculum book in supply tub.
- Return Prayer Sheet, KidMin Team Member Report (if needed) and Attendance Book to Welcome Desk

After 11:45 Services:

- Erase whiteboard.
- Make sure chairs are stacked (kids can do this)
- Turn off TV by:
 - Close PowerPoint
 - Power off computer
 - Turn off TV
- Put everything away – all tables should be completely empty
- Place Prayer Journal and Curriculum book in supply tub.
- Return Prayer Sheet, KidMin Team Member Report (if needed) and Attendance Book to Welcome Desk
- Take supply tub to Resource Room



THE TRANSFIGURATION

BIBLE PASSAGE: Mark 9:2–13; Luke 9:28–36

FOCUS VERSES: John 1:14; Hebrews 1:3; Colossians 1:15;
1 John 4:15

Summary: Jesus took James, John and Peter up on a mountain. While Jesus was praying, the appearance of His face was altered and His clothing began to shine. Moses and Elijah appeared and spoke with Jesus about what was to come. The disciples were sleeping but awoke when they saw Jesus in His glory. Peter offered to make tents for each of them. The voice of God came down and declared Jesus was His Son.



MONTHLY *Memory Verse*

So that at the name of Jesus every knee should bow...and every tongue confess that Jesus Christ is Lord, to the glory of God the Father.

(PHILIPPIANS 2:10–11)

BRITE *Idea*

Jesus reveals God's glory.

HE

WHAT IS GOD'S GLORY?
God's glory is His magnificence on display. By showing God's glory, Jesus showed He is fully God.

WE

HOW CAN WE RESPOND TO WHO JESUS IS?
We can listen to Jesus and believe He is the Son of God. We can trust in Jesus as our Lord and Savior.

ME

HOW IS GOD INVITING ME TO RESPOND?
Kids will be given the opportunity to reflect on the truth they learned about God and respond accordingly.

Pray for each regular attendee by name. Pray for those who might visit your group for the first time. Pray specifically for kids who are typically overlooked by others. Pray that they would be made to feel special and valued. Also pray for kids who are typically doing the "overlooking." Ask God to show them other kids who need to feel valued. Pray that these kids would work to make others feel included and special.

Before Kids Arrive

- Go through your supply tub and make sure you have all the supplies you need for the morning. (we do sometimes make mistakes 😊)

Arrival

Kids will be with their parents for worship and be dismissed to meet you in the Bridge Kids Lobby. During the kids blessing, come to the Bridge Kids Lobby and get your Attendance Book.

Welcome kids and verify you have all kids listed in the book (and that all kids ARE listed in the book. Any kids not listed will need to be checked in by the Welcome Desk).

Big Group

When prompted, take your group to the Big Group Room. If any brought their Bibles, have them place their names on the slips of paper and place in the proper container.

Please sit with your few and help them be good listeners.

After Big Group

Welcome the kids to your group.

Ask: What was the best part of your week? What was the worst part of your week?

Ask: How did God use those experiences to grow you as a disciple of Jesus?

Ask: How can I pray for you (write them on the journal page).

Start With Prayer Requests – this builds relationship.

You will pray at the end of the service



Leader TRAINING

LEADER TRAINING TOPIC: HELP KIDS KNOW THEY BELONG

The more kids feel that they belong, the more invested they will be in your group.

- **Build relationships among kids.** Introduce kids to each other. Use the Belong activities to help identify commonalities and make connections between kids.
- **Assign responsibilities.** Help kids feel invested by giving them things to do to make your group function. Give away every task you can—handing out Bibles, putting pencils away, setting up chairs, etc. Help kids feel ownership in what is happening.
- **Keep everything interactive.** It can be tempting to skip interactive parts of activities for the sake of time or simplicity. However, these are designed to engage kids and give them an active role in their learning. Ask the discussion questions. Get kids out of their chairs. Keep them involved!

NAVIGATING A BROKEN WORLD: SOCIAL MEDIA

Social media use is increasing among tweens (ages 8–12). A recent survey showed 38 percent of tweens engage with social media.* Platforms such as YouTube, TikTok, Snapchat and Instagram are flooding our kids' minds and hearts. Kids today are exposed to much more of the world at younger ages. Take some time to find out what the kids in your group follow on social media. By checking out some of their favorites, you will get an idea of how their worldview is being shaped. In today's lesson, kids will learn about Jesus revealing the glory of God. Point kids to the beautiful life that comes from focusing on Him more than social media influencers.

ELEMENTARY GLOSSARY

Glory: magnificence, honor, high worth

Lord: God, One who has authority and power

Transfiguration: a change of form or appearance

*For more resources on this topic, check out: <https://pin.it/2eCEUs5IH>

Small Group ROADMAP

1

BELONG (10 MINUTES)

Goal: For kids to experience God's love through a welcoming community

ORDINARY INTO EXTRAORDINARY

SUPPLIES: Printable pages, scissors

OR

AWAKE/ASLEEP

SUPPLIES: None

2

BELIEVE (10 MINUTES)

Goal: For kids to discover who God is by engaging with the Bible

PICK AND ACT

SUPPLIES: Bibles, teaching slide, printable pages, scissors, paper bag

OR

SON CRAFT

SUPPLIES: Bible, paper plate (1 per kid), orange and yellow construction paper (1 of each per kid), glue sticks (1 per kid), kid scissors (1 per kid), coloring supplies

3



DISCIPLESHIP DISCUSSION (10 MINUTES)

Goal: To engage kids in faith conversations that help them navigate a broken world with biblical wisdom

4

BECOME (10 MINUTES)

Goal: For kids to learn to follow Jesus by applying faith to their lives

LISTEN CAREFULLY

SUPPLIES: Bible, Take-Home page, coloring supplies, 4 pieces of colored paper

OR

FINGER-MAZE PRAYERS

SUPPLIES: Bible, Take-Home page, coloring supplies, printable page

5



SMALL GROUP WRAP-UP (5 MINUTES)

SUPPLIES: Take-Home page, coloring supplies



PICK AND ACT

SUPPLIES:

Bibles, teaching slide, printable pages, scissors, paper bag

PREP:

Print or show the Memory Verse teaching slide (Image 03). Print the printable pages and cut out. Place the cards in the paper bag.

LEADER TIP: Consider having younger elementary kids only learn half the verse to make it more manageable for them.

ADAPTATION FOR DIFFERENT LEARNERS: For kids with anxiety and who get overwhelmed easily, encourage them during their turn or partner them with a friend.

INSTRUCTIONS:

1. *Lead kids to find Philippians 2:10–11 in their Bibles. Read it aloud together.*
2. **Discuss:** Why do you think everyone will bow down before Jesus?
3. **Discuss:** What happened to Jesus in today's story?
4. **Discuss:** What is God's glory?
5. **Say:** God's glory is His magnificence on display! Imagine the shiniest, most precious thing you have ever seen. It was a bit like that when Jesus showed His glory. By showing God's glory, Jesus showed He is fully God.
6. **Say:** Let's play a game to practice our verse! We will pick different ways to say our verse from this bag. Our cards have different examples of precious jewels on them to remind us that Jesus showed His magnificence to the disciples! The Bible tells us that even His clothes began to shine.
7. *Choose one kid to pick a card from the bag.*
8. *Say the verse according to the instructions on the card.*
9. *Continue until you have chosen all the cards.*

ACTIVITY WRAP-UP:

Jesus reveals God's glory. In today's story, Jesus showed God's glory when His clothing began to shine. Then God spoke and said that Jesus was God's Son.



Discipleship DISCUSSION

WHAT DOES THIS MEAN FOR FOLLOWERS OF JESUS?

Discuss: How does this story show us God is a promise keeper?

Say: Throughout the Old Testament, God promised He was going to send a Messiah, a Chosen One, who would rescue people from their sins. At the Transfiguration, God spoke and said Jesus was His Son, the Chosen One. God kept the promise to send the Messiah!

BUT WHAT ABOUT ... SOCIAL MEDIA?

Discuss: How many hours a day would you say you are on social media such as YouTube?

Discuss: What are some types of things you focus on when you are online?

Discuss: What do you think God has to say about that?

Say: Social media by itself is not a bad thing, but it can be a challenge when we let social media change what we focus on. For example, if everything you see on social media involves people who speak sarcastically or are mean to each other, your brain and body might start copying that behavior. If you watch a lot of videos about toys or money or things you may want, you may believe that owning things will make you happy instead of knowing Jesus. Social media can make us very self-centered instead of focused on God's awesomeness. Hebrews 12:2 reminds us: *Look to Jesus, the founder and perfecter of our faith.*



FINGER-MAZE PRAYERS

SUPPLIES:

Bible, Take-Home page, coloring supplies, printable page

PREP:

Print the Take-Home page (1 per kid).
Print the printable page (1 per kid).

LEADER TIP: Give pencils to kids who need a tangible way to go through their maze.

ADAPTATION FOR DIFFERENT LEARNERS: Support active learners by allowing them to stand during activity and/or do frequent check-ins with them while working. Praise positive behaviors.

INSTRUCTIONS:

1. **Discuss:** What happened to Jesus in today's story? Why?
2. **Discuss:** What did God say about Jesus?
3. **Read:** John 1:14.
4. **Discuss:** What does this tell us about Jesus?
5. **Discuss:** How can you respond to who Jesus is?
6. **Say:** We can listen to Jesus and believe He is the Son of God. We can trust in Jesus as our Lord and Savior.
7. **Say:** Let's do a prayer activity and talk to God. To do this, I will give you each a finger maze. I will give you a prayer prompt, and then you can talk to God while using your finger to trace the path into the maze and back out.
8. *Pass out a printable page to everyone.*
9. *Have the kids practice using one finger to trace the path in and out of the maze.*
10. *Provide the following prompts and have the kids pray silently. Pray aloud for each section.*
 - Talk to Jesus about how you can listen to Him.
 - Talk to Jesus about what you believe about Him.
 - Thank Jesus for being the Son of God and Lord and Savior.

ACTIVITY WRAP-UP:

Today we learned Jesus reveals the glory of God. As we learn truths about God, we can respond to Him. We can tell Him our feelings, we can pray, or we can decide to do something or change something.

Lead kids to the "Me Question" box on their Take-Home pages and discuss possible responses. Have kids choose a prompt and write/draw their response.



Wrap-Up

CHOOSE YOUR *Challenge*

Say: We want to respond to God and remember what He has taught us today. We also want to use what He's taught us during the coming week. As we become more like Jesus, our lives change!

Read the challenges from the Take-Home page aloud. Ask kids to mark which one they want to choose for this week.

SUPPLIES:

Take-Home page, coloring supplies

PREP:

Print the Take-Home page (1 per kid).



PRAYER

Jesus, You are amazing! You show the glory of God, but most importantly, You are God's Son. You have the power to save us from our sins and help us grow to be more like You. In Your name, amen.



SAY GOODBYE!

Tell kids goodbye and thank them for being a part of your group.

As kids wait to be picked up, encourage them to complete the activities on the back of the Take-Home page. As kids work, ask relationship-building questions, such as, "What are you looking forward to this week?" or "What do you do for fun?"

As parents arrive at pickup, look for opportunities to connect with them, pointing out the Take-Home page their kid is bringing home.

Extra Time?

- Work on Books of the Bible
- Work on Memory Verse
 - ERASE A WORD: Write on a white board, erasing one word at a time after the class repeats the verse out loud to you.
 - BEAN BAG: Have children toss a bean bag to each other and when they catch the bean bag they say the next word in the verse
 - POPCORN: Have children sit in a circle and jump up in turn and say the next word of the verse, sitting down quickly after saying their word
 - HAND MOTIONS: Either you or the kids make up hand motions to key words or phrases of the verse. Practice and then have a competition between boys and girls.

Greet parents at the door. Make sure you match their security tag with Attendance Book. Have them initial Attendance Book (their security tag and child's nametag can be given to Welcome Desk for nametag ball.)

Hand each parent:

- Any craft/activity page


BEFORE YOU LEAVE:

After 10:00 Services:

- Erase whiteboard.
- Place Prayer Journal and Curriculum book in supply tub.
- Return Prayer Sheet, KidMin Team Member Report (if needed) and Attendance Book to Welcome Desk

After 11:45 Services:

- Erase whiteboard.
- Make sure chairs are stacked (kids can do this)
- Turn off TV by:
 - Close PowerPoint
 - Power off computer
 - Turn off TV
- Put everything away – all tables should be completely empty
- Place Prayer Journal and Curriculum book in supply tub.
- Return Prayer Sheet, KidMin Team Member Report (if needed) and Attendance Book to Welcome Desk
- Take supply tub to Resource Room



MARY AND MARTHA

BIBLE PASSAGE: Luke 10:38–42

FOCUS VERSES: Jeremiah 31:3b; John 15:5; James 4:8a;
Psalm 145:18

Summary: Martha welcomed Jesus into her home. While Mary sat at Jesus' feet, listening to His teachings, Martha became busy with chores. Martha became frustrated and asked Jesus to tell Mary to help her. Jesus told Martha that she was distracted by many things, but only one thing truly mattered—spending time with Him.



MONTHLY *Memory Verse*

So that at the name of Jesus every knee should bow...and every tongue confess that Jesus Christ is Lord, to the glory of God the Father.

(PHILIPPIANS 2:10–11)



**Jesus wants a relationship
with us.**

HE

WHY DOES JESUS CARE ABOUT PEOPLE?

People are created in God's image and are the reason Jesus came to defeat sin. He loves us and wants a personal relationship with each of us.

WE

HOW CAN WE GROW CLOSER TO JESUS?

We grow closer to Jesus by spending time with Him through prayer, reading His Word, and worship.

ME

HOW IS GOD INVITING ME TO RESPOND?

Kids will be given the opportunity to reflect on the truth they learned about God and respond accordingly.

Pray for each regular attendee by name. Pray for those who might visit your group for the first time. Pray specifically for kids who are typically overlooked by others. Pray that they would be made to feel special and valued. Also pray for kids who are typically doing the "overlooking." Ask God to show them other kids who need to feel valued. Pray that these kids would work to make others feel included and special.

Before Kids Arrive

- Go through your supply tub and make sure you have all the supplies you need for the morning. (we do sometimes make mistakes 😊)

Arrival

Kids will be with their parents for worship and be dismissed to meet you in the Bridge Kids Lobby. During the kids blessing, come to the Bridge Kids Lobby and get your Attendance Book.

Welcome kids and verify you have all kids listed in the book (and that all kids ARE listed in the book. Any kids not listed will need to be checked in by the Welcome Desk).

Big Group

When prompted, take your group to the Big Group Room. If any brought their Bibles, have them place their names on the slips of paper and place in the proper container.

Please sit with your few and help them be good listeners.

After Big Group

Welcome the kids to your group.

Ask: What was the best part of your week? What was the worst part of your week?

Ask: How did God use those experiences to grow you as a disciple of Jesus?

Ask: How can I pray for you (write them on the journal page).

Start With Prayer Requests – this builds relationship.

You will pray at the end of the service



Leader TRAINING

LEADER TRAINING TOPIC: INCLUDE A VARIETY OF ACTIVITIES

Every kid is different. Kids learn differently and have different interests. By varying your activities, you are more likely to reach each kid.

- **Get out of the chairs.** Activities that are quiet and still may feel easier to manage, but most kids need movement. Incorporate games, move to the floor for discussion or think of other creative ways to keep kids moving.
- **Vary learning styles.** Some kids learn best through movement, art, music or quiet reflection. Incorporate as many different ways of learning as you can. Brite offers a variety of options for small group activities, so be intentional when you choose your activities to appeal to multiple learning styles.
- **Ask good questions.** The questions in your Brite lessons are designed for discipleship more than just remembering details. Push kids to think. Adapt questions to make them relevant to your group. Keep discussions on point, but help kids connect with the truth you're teaching.

NAVIGATING A BROKEN WORLD: BUSYNESS

In a 2018 study,* 74 percent of US parents of kids under the age of 18 said that they sometimes feel too busy to enjoy life. Kids in your group are likely involved in a lot of things, which can be fun but also stressful and anxiety-inducing for both kids and parents. Signs of stressed-out kids can include sleepiness while in your group, short attention spans and short tempers. As leaders, we can grow frustrated with families' divided attention and potentially misaligned priorities, but it is important to refrain from expressing judgment or shame and rather to love kids while they are in front of us, focusing on helping them grow in their relationship with Jesus.

ELEMENTARY GLOSSARY

Lord: God, One who has authority and power

*For more resources on this topic, check out: <https://pin.it/10sBTdDqi>

Small Group ROADMAP

1

BELONG (10 MINUTES)

Goal: For kids to experience God's love through a welcoming community

ACTIVITY CHARADES

SUPPLIES: None

OR

JUMP TO IT!

SUPPLIES: None

2

BELIEVE (10 MINUTES)

Goal: For kids to discover who God is by engaging with the Bible

LINE UP

SUPPLIES: Bibles, teaching slide

OR

GATHER THE LOVE

SUPPLIES: Bible, printable pages, scissors

3



DISCIPLESHIP DISCUSSION (10 MINUTES)

Goal: To engage kids in faith conversations that help them navigate a broken world with biblical wisdom

4

BECOME (10 MINUTES)

Goal: For kids to learn to follow Jesus by applying faith to their lives

CLOCK CRAFT

SUPPLIES: Bible, Take-Home page, coloring supplies, white paper plate (1 per kid)

OR

PRAYER ACTIVITIES

SUPPLIES: Bible, Take-Home page, coloring supplies, printable page, music player, soft worship music

5



SMALL GROUP WRAP-UP (5 MINUTES)

SUPPLIES: Take-Home page, coloring supplies



LINE UP

SUPPLIES:

Bibles, teaching slide

PREP:

Print or show the Memory Verse teaching slide (Image 03).

LEADER TIP: Consider having younger elementary kids only learn half the verse to make it more manageable for them.

ADAPTATION FOR DIFFERENT LEARNERS: Support struggling learners by providing a written word cue or verbal word cue when it's their turn.

INSTRUCTIONS:

1. *Lead kids to find Philippians 2:10–11 in their Bibles. Read it aloud together.*
2. **Discuss:** Why do you think everyone will bow down to Jesus and say He is Lord?
3. **Discuss:** Who did the more important thing, Mary or Martha? Why?
4. **Discuss:** Do you think Jesus cares about you and wants a friendship with you? Why or why not?
5. **Discuss:** Why does Jesus care about people?
6. **Say:** People are created in God's image and are the reason Jesus came to defeat sin. He loves us and wants a personal relationship with each of us.
7. *Review the verse a few times.*
8. **Say:** Let's do an activity to practice our verse. We will stand in line, like we are lining up at school. The first person in line will say the first word in the verse and then run to the back of the line. The next person in line will say the next word and then run to the back of the line. We will continue like this until we have said the whole verse and the reference.
9. *Start the game and cheer the kids on.*
10. *Play a few rounds as time permits.*

ACTIVITY WRAP-UP:

In today's story, Mary was spending time with and listening to Jesus. This was more important than cooking the food and cleaning the house. Jesus loves us and wants to spend time with us!



Discipleship DISCUSSION

WHAT DOES THIS MEAN FOR FOLLOWERS OF JESUS?

Discuss: How does this story show us God is a promise keeper?

Say: God promised the prophet Isaiah that our Rescuer, Jesus, would be “God with us.” In today’s story, Jesus showed how He loves His people so much He wants to be with them. Jesus said that sitting and being with Him was the most important thing. He is the Lord, and He is God with us.

Read John 1:14a directly from the Bible: *And the Word became flesh and dwelt among us.*

BUT WHAT ABOUT ... BUSYNESS?

Discuss: What are some things that keep you very busy?

Discuss: Do you think being overly busy is a good thing or a bad thing? Why?

Discuss: What do you think God says about that?

Say: Being busy can be fun, but it can also be stressful. Sometimes we get so busy doing so many things we just go from one thing to the next. We don’t get to rest or even enjoy what we have been doing. Sometimes, our busyness distracts us from the most important thing—our relationship with Jesus. Sports, lessons, homework and friends are all great things and gifts from God. However, we should worship God through the things we do. We can end up worshiping our activities by putting all of our focus and hope in those things. In Luke 12:34, Jesus says: *For where your treasure is, there will your heart be also.* Let’s focus our hearts on Him first, even if that means slowing down and saying no to the busyness.



CLOCK CRAFT

SUPPLIES:

Bible, Take-Home page, coloring supplies, white paper plate (1 per kid)

PREP:

Print the Take-Home page (1 per kid).

LEADER TIP: To make the clock more interactive, cut out clock hands and attach them with a paper fastener.

ADAPTATION FOR DIFFERENT LEARNERS: Struggling writers may need support, such as brainstorming ideas to draw and making the clock.

INSTRUCTIONS:

1. **Discuss:** What did Jesus tell Martha was the most important thing?
2. **Say:** Jesus loves us too! He wants to spend time with us!
3. **Read:** James 4:8a.
4. **Discuss:** What does this verse tell us?
5. **Say:** We can have a friendship with Jesus, but like every friendship we need to spend time with Jesus to grow closer to Him.
6. **Discuss:** How can you spend time with Jesus and grow closer to Him?
7. **Say:** You can pray, read the Bible, come to church and worship Him.
8. **Say:** Let's make a clock to remember to spend time with Jesus.
9. *Pass out the supplies.*
10. *Have the kids draw pictures around their plate to show the different ways to spend time with God, e.g., Bible, praying hands, music notes, church.*
11. *Demonstrate how to draw two hands on the clock. They can draw two arrows, each pointing in a different direction.*
12. *Encourage kids to decorate their clock.*
13. **Discuss:** When can you spend time with God?

ACTIVITY WRAP-UP:

Today we learned Jesus wants a friendship with us. As we learn truths about God, we can respond to Him. We can tell Him our feelings, we can pray, or we can decide to do something or change something.

Lead kids to the "Me Question" box on their Take-Home pages and discuss possible responses. Have kids choose a prompt and write/draw their response.



Wrap-Up

CHOOSE YOUR *Challenge*

Say: We want to respond to God and remember what He has taught us today. We also want to use what He's taught us during the coming week. As we become more like Jesus, our lives change!

Read the challenges from the Take-Home page aloud. Ask kids to mark which one they want to choose for this week.

SUPPLIES:

Take-Home page, coloring supplies

PREP:

Print the Take-Home page (1 per kid).



PRAYER

Jesus, thank You for Your love and care for us. We are so happy that You want a friendship with us and want to spend time with us. Amen.



SAY GOODBYE!

Tell kids goodbye and thank them for being a part of your group.

As kids wait to be picked up, encourage them to complete the activities on the back of the Take-Home page. As kids work, ask relationship-building questions, such as, "What are you looking forward to this week?" or "What do you do for fun?"

As parents arrive at pickup, look for opportunities to connect with them, pointing out the Take-Home page their kid is bringing home.

Extra Time?

- Work on Books of the Bible
- Work on Memory Verse
 - ERASE A WORD: Write on a white board, erasing one word at a time after the class repeats the verse out loud to you.
 - BEAN BAG: Have children toss a bean bag to each other and when they catch the bean bag they say the next word in the verse
 - POPCORN: Have children sit in a circle and jump up in turn and say the next word of the verse, sitting down quickly after saying their word
 - HAND MOTIONS: Either you or the kids make up hand motions to key words or phrases of the verse. Practice and then have a competition between boys and girls.

Greet parents at the door. Make sure you match their security tag with Attendance Book. Have them initial Attendance Book (their security tag and child's nametag can be given to Welcome Desk for nametag ball.)

Hand each parent:

- Any craft/activity page

BEFORE YOU LEAVE:

After 10:00 Services:

- Erase whiteboard.
- Place Prayer Journal and Curriculum book in supply tub.
- Return Prayer Sheet, KidMin Team Member Report (if needed) and Attendance Book to Welcome Desk

After 11:45 Services:

- Erase whiteboard.
- Make sure chairs are stacked (kids can do this)
- Turn off TV by:
 - Close PowerPoint
 - Power off computer
 - Turn off TV
- Put everything away – all tables should be completely empty
- Place Prayer Journal and Curriculum book in supply tub.
- Return Prayer Sheet, KidMin Team Member Report (if needed) and Attendance Book to Welcome Desk
- Take supply tub to Resource Room