

K-1



THE GREAT COMMISSION

BIBLE PASSAGE: Acts 1:6-11, Matthew 28

FOCUS VERSES: Romans 8:26-27, 1 John 4:13,
John 14:16-17, Mark 16:15

Summary: After Jesus died on the cross, He appeared to the disciples to show them He was alive again! He stayed with them for forty days and told them about the kingdom of God. Jesus gave them a mission to tell everyone about Him and make disciples and told them they would receive the Holy Spirit. After Jesus said these things, He was taken up to heaven on a cloud.



MONTHLY

Memory Verse

But the Helper, the Holy Spirit, whom the Father will send in My name, He will teach you all things.

(JOHN 14:26A)

BRITE  *Idea*

The Holy Spirit empowers believers.

HE

WHO IS THE HOLY SPIRIT?
The Holy Spirit is God and has all of the power and authority of God. He is the Helper Jesus promised.

WE

HOW DOES THE HOLY SPIRIT HELP US?
When we trust in Jesus as Savior, the Holy Spirit helps us follow God, remember His Word, and spread His Gospel throughout the world.

ME

WHAT DOES GOD WANT ME TO KNOW ABOUT HIM?
Kids will be given the opportunity to reflect on the truth they learned about God and respond accordingly.

Pray for each regular attendee by name. Pray for those who might visit your group for the first time. Pray specifically for kids who are typically overlooked by others. Pray that they would be made to feel special and valued. Also pray for kids who are typically doing the “overlooking.” Ask God to show them other kids who need to feel valued. Pray that these kids would work to make others feel included and special.

Before Kids Arrive

- Go through your supply tub and make sure you have all the supplies you need for the morning. (we do sometimes make mistakes 😊)

Arrival

Kids will be with their parents for worship and be dismissed to meet you in the Bridge Kids Lobby. During the kids blessing, come to the Bridge Kids Lobby and get your Attendance Book.

Welcome kids and verify you have all kids listed in the book (and that all kids ARE listed in the book. Any kids not listed will need to be checked in by the Welcome Desk).

Big Group

When prompted, take your group to the Big Group Room. If any brought their Bibles, have them place their names on the slips of paper and place in the proper container.

Please sit with your few and help them be good listeners.

After Big Group

Welcome the kids to your group.

Ask: What was the best part of your week? What was the worst part of your week?

Ask: How did God use those experiences to grow you as a disciple of Jesus?

Ask: How can I pray for you (write them on the journal page).

Start With Prayer Requests – this builds relationship.

You will pray at the end of the service



Leader TRAINING

LEADER TRAINING TOPIC: KIDS COMING IN LATE

You are ten minutes into your small group time and things are rolling smoothly when the door opens and Olivia comes in. You get everyone refocused and five minutes later, Bridgette comes in loudly. Another interruption, another restart to the lesson—just like last week and the week before.

- **Acknowledge this problem isn't going away.** Kids arriving late has always been a kidmin challenge and probably always will be. Decide to work with it rather than be eternally frustrated by it.
- **Begin with things kids don't want to miss.** If kids know your first activity is an awesome game or the Intro Video they love, they may push mom and dad to be on time. On the flip side, don't start with something that is so essential if they miss it you will have to take time to catch them up.
- **Don't stop what you're doing.** Have one adult leader running the activity and a second leader watching the door, greeting late kids and incorporating them into what's happening. Don't feel you have to pause what everyone else is doing.

ELEMENTARY GLOSSARY

Great Commission: Jesus' command for believers to tell the whole world about Him

Holy Spirit: third Person of the Trinity; He is the Helper for followers of Jesus

NAVIGATING A BROKEN WORLD: ABANDONMENT

Research has shown that neglect accounts for 78 percent of all child maltreatment cases in the United States.* This is incredibly heartbreaking, especially when we imagine a kid living with this reality while hearing today's story about Jesus choosing to leave. If a kid in your group has experienced abandonment or neglect, they might resonate with the disciples. Allow kids to wonder what the disciples might have felt when Jesus left. Allow them the space to wonder why Jesus might do something like that. Remind them Jesus didn't just leave—He did something special for His people because He didn't want them to be alone. Jesus gave His people His Spirit

to be with them so they would not be alone, even though it might feel like it sometimes. Jesus doesn't ever want us to feel abandoned. He wants us to know that He is always with us.

*For more resources on this topic, check out: <https://pin.it/6Y8P79vI4>

Small Group ROADMAP

1 BELONG
(10 MINUTES)

Goal: For kids to experience God's love through a welcoming community

YOUR MISSION
SUPPLIES: Paper (1 per kid), coloring supplies, sticker eyes (1 per kid)

OR

POWER UP
SUPPLIES: 2 jump ropes, 2 sets of 3-pound weights


2 BELIEVE
(10 MINUTES)

Goal: For kids to discover who God is by engaging with the Bible

FREEZE VERSE
SUPPLIES: Bibles, music player, the song "Go!" by Yancy

OR

CAN YOU HEAR ME?
SUPPLIES: Bibles, 4 empty cans, string, scissors

3 

DISCIPLESHIP DISCUSSION
(10 MINUTES)

Goal: To engage kids in faith conversations that help them navigate a broken world with biblical wisdom


4 BECOME
(10 MINUTES)

Goal: For kids to learn to follow Jesus by applying faith to their lives

CHANGED HEART
SUPPLIES: Printable pages, scissors, glue stick (1 per kid), coloring supplies

OR

HELP ME OUT
SUPPLIES: Bible, 4 paper plates

5 

SMALL GROUP WRAP-UP
(5 MINUTES)

SUPPLIES: Take-Home page, coloring supplies



FREEZE VERSE

SUPPLIES:

Bibles, music player, the song "Go!" by Yancy

PREP:

None

INSTRUCTIONS:

1. *Lead kids to find John 14:26a in their Bibles. Read the verse aloud together.*
2. **Discuss:** Who is the Holy Spirit?
3. **Say:** The Holy Spirit is God and has all the power and authority of God. He is the Helper whom Jesus promised!
4. **Say:** We are learning that the Holy Spirit empowers believers. To "empower" means to give someone the power to do something. Let's read our verse again to help us understand that more.
5. *Read the verse again.*
6. **Discuss:** In our story, what did Jesus say the Holy Spirit would give the disciples the power to do?
7. **Discuss:** What does this verse tell us about the Holy Spirit?
8. **Discuss:** What will the Holy Spirit teach? What do you think some of those things are?
9. **Say:** Let's play a game to help us remember our Bible verse!
10. **Say:** You will all stand up and walk around or dance while I play the music. Once I stop playing the music, you must freeze and all recite the verse together.
11. *Play a few rounds.*
12. *Gather kids back together.*
13. *Have kids recite the verse in a loud voice and then a whisper voice.*
14. **Read:** Mark 16:15.
15. **Discuss:** How can the Holy Spirit help you go into all the world?
16. **Discuss:** Where can you go in the world this week to share the good news of Jesus?



ACTIVITY WRAP-UP:

Our Bible verse reminds us that the Holy Spirit empowers believers. Praise God for the gift of the Holy Spirit!



Discipleship DISCUSSION

WHAT DOES THIS MEAN FOR FOLLOWERS OF JESUS?

Discuss: How does this story show us that God is our Rescuer?

Say: God had a plan to rescue the world from sin, and He did not keep it a secret. He gave every follower of Jesus the mission of telling others about His good news through the power of the Holy Spirit so everyone in the world could have the opportunity to be rescued.

BUT WHAT ABOUT . . . ABANDONMENT?

Discuss: How do you think the disciples felt when Jesus went back to heaven?

Discuss: It can be confusing when someone we love leaves. What are some ways kids your age might experience this?

Discuss: What does the Bible say about this?

Say: Maybe a friend of yours moved away or decided not to be your friend anymore. Maybe you've lost a mom or dad or sibling. That hurts a lot. I wonder if the disciples were confused or hurt in that same way when Jesus left. But here's a special truth about what Jesus promised that day. Jesus told His disciples that He wasn't abandoning them at all. Even though He was going to heaven, He was going to give them His Spirit so they wouldn't be alone. Jesus gives His Spirit to all His followers, including today! Even though it might feel like we're abandoned sometimes, we never are if we have trusted in Jesus. He doesn't ever want us to feel alone. In Matthew 28:20b, He said: *"I am with you always, to the end of the age."*



HELP ME OUT

SUPPLIES:

Bible, 4 paper plates

PREP:

None

INSTRUCTIONS:

1. **Say:** Let's play a game! In this game, you will need to help each other. Some of you will have a paper plate on the top of your head. When I start the game, all of you will begin to walk around our space. If you have a paper plate and it falls off your head, you must immediately stop.
2. **Say:** You may only begin to walk again when someone has stopped, picked up your plate and put it back on your head. You may not pick up your own plate; someone else has to do it for you.
3. *Distribute paper plates to four kids. Begin playing. Allow several kids to have turns with the plate on their heads.*
4. *Gather kids back together.*
5. **Discuss:** In our game, could you fix your own plate to allow you to keep playing?
6. **Say:** No, you couldn't do it on your own. You needed someone to help you.
7. **Read:** John 14:16–17.
8. **Say:** We have been learning that the Holy Spirit empowers believers.
9. **Discuss:** How does the Holy Spirit help us?
10. **Say:** When we trust in Jesus as our Savior, the Holy Spirit helps us follow God, remember His Word and spread His Gospel throughout the world.
11. **Say:** You cannot help yourself in your own strength!
12. **Discuss:** Why do you think this is important?
13. **Discuss:** How should these truths change the way we live and behave?



ACTIVITY WRAP-UP:

Finish your time by praying and thanking God for sending His Helper, the Holy Spirit. Ask Him to help you remember His Word and spread His Gospel this week.



Wrap-Up



WHAT DOES GOD WANT ME TO KNOW ABOUT HIM?

Say: We are going to take a few minutes to think about what we have learned today about Jesus. God wants us to love Him even more as we learn more about who He is.

Pass out the Take-Home page. Instruct kids to think about what they've learned about God today and draw/write an answer to "What does God want me to know about Him?"

CHOOSE YOUR CHALLENGE.

Say: We want to respond to God and remember what He has taught us today. We also want to use what He's taught us during the coming week. As we become more like Jesus, our lives change!

Read the challenges from the Take-Home page aloud. Ask kids to mark which one they want to choose for this week.



SAY GOODBYE!

Tell kids goodbye and thank them for being a part of your group.

As kids wait to be picked up, encourage them to complete the activities on the back of the Take-Home page. As kids work, ask relationship-building questions, such as, "What are you looking forward to this week?" or "What do you do for fun?"

As parents arrive at pickup, look for opportunities to connect with them, pointing out the Take-Home page their kid is bringing home.

SUPPLIES:

Take-Home page, coloring supplies

PREP:

Print the printable page (1 per kid).



PRAYER

God, thank You for Your Helper, the Holy Spirit. Thank You for providing us with a Helper to empower us to follow You and remember Your Word. Help us to be faithful to You and share the good news of Your salvation with those around us. Amen.

Extra Time?

- Work on Books of the Bible
- Work on Memory Verse
 - ERASE A WORD: Write on a white board, erasing one word at a time after the class repeats the verse out loud to you.
 - BEAN BAG: Have children toss a bean bag to each other and when they catch the bean bag they say the next word in the verse
 - POPCORN: Have children sit in a circle and jump up in turn and say the next word of the verse, sitting down quickly after saying their word
 - HAND MOTIONS: Either you or the kids make up hand motions to key words or phrases of the verse. Practice and then have a competition between boys and girls.

Greet parents at the door. Make sure you match their security tag with Attendance Book. Have them initial Attendance Book (their security tag and child's nametag can be given to Welcome Desk for nametag ball.)

Hand each parent:

- Any craft/activity page

BEFORE YOU LEAVE:

After 10:00 Services:

- Erase whiteboard.
- Place Prayer Journal and Curriculum book in supply tub.
- Return Prayer Sheet, KidMin Team Member Report (if needed) and Attendance Book to Welcome Desk

After 11:45 Services:

- Erase whiteboard.
- Make sure chairs are stacked (kids can do this)
- Turn off TV by:
 - Close PowerPoint
 - Power off computer
 - Turn off TV
- Put everything away – all tables should be completely empty
- Place Prayer Journal and Curriculum book in supply tub.
- Return Prayer Sheet, KidMin Team Member Report (if needed) and Attendance Book to Welcome Desk
- Take supply tub to Resource Room



PETER PREACHES AT PENTECOST

BIBLE PASSAGE: Acts 2:1–41

FOCUS VERSES: 1 John 1:9, John 16:8, 2 Corinthians 7:10, 2 Peter 3:9

Summary: The disciples were gathered together when a rush of wind filled the room and tongues of fire rested above their heads. God sent the Holy Spirit, just like Jesus had promised! The Holy Spirit rested upon them, and the disciples were filled with His power. The disciples miraculously spoke in languages the people around

understood and shared about the mighty works of God. Peter preached and told about what Jesus had done for everyone. Three thousand people became believers in Jesus.



MONTHLY

Memory Verse

But the Helper, the Holy Spirit, whom the Father will send in My name, He will teach you all things.

(JOHN 14:26A)

BRITE  *Idea*

**The Holy Spirit
convicts us.**

HE

WHY DOES THE HOLY SPIRIT CONVICT US?

Because God loves us so much, the Holy Spirit helps us realize we sinned so we can repent and have a right relationship with Him.

WE

WHAT CAN WE DO WHEN WE FEEL CONVICTED ABOUT SIN?

We can confess our sin to God, seek His forgiveness, and seek to live His way.

ME

WHAT DOES GOD WANT ME TO KNOW ABOUT HIM?

Kids will be given the opportunity to reflect on the truth they learned about God and respond accordingly.

Pray for each regular attendee by name. Pray for those who might visit your group for the first time. Pray specifically for kids who are typically overlooked by others. Pray that they would be made to feel special and valued. Also pray for kids who are typically doing the “overlooking.” Ask God to show them other kids who need to feel valued. Pray that these kids would work to make others feel included and special.

Before Kids Arrive

- Go through your supply tub and make sure you have all the supplies you need for the morning. (we do sometimes make mistakes 😊)

Arrival

Kids will be with their parents for worship and be dismissed to meet you in the Bridge Kids Lobby. During the kids blessing, come to the Bridge Kids Lobby and get your Attendance Book.

Welcome kids and verify you have all kids listed in the book (and that all kids ARE listed in the book. Any kids not listed will need to be checked in by the Welcome Desk).

Big Group

When prompted, take your group to the Big Group Room. If any brought their Bibles, have them place their names on the slips of paper and place in the proper container.

Please sit with your few and help them be good listeners.

After Big Group

Welcome the kids to your group.

Ask: What was the best part of your week? What was the worst part of your week?

Ask: How did God use those experiences to grow you as a disciple of Jesus?

Ask: How can I pray for you (write them on the journal page).

Start With Prayer Requests – this builds relationship.

You will pray at the end of the service



Leader TRAINING



LEADER TRAINING TOPIC: DISRUPTIONS

Every week Scotty does something to disrupt your group. Whether it is interrupting you or throwing things or pestering other kids, his disruptions cause big problems. What can you do?

- **Give the disrupter a job.** Maybe your disruptive kid can pass out supplies or be in charge of the light switch or hold something while you lead. Anything you can do to engage a challenging kid will help them feel ownership and participate more.
- **Offer a positive reinforcement plan.** Many disruptive kids don't realize what they are doing. Have a private conversation, explain the challenges of the disruptions, and offer an incentive if the kid can go ten minutes without disrupting the group. Gradually increase the time and reward with the incentive, but more importantly praise and encouragement.
- **Watch your reactions.** Sometimes our reactions to disruptions become even bigger disruptions. If a kid's behaviors aren't really disturbing others and are just annoying you, try to roll with it. Otherwise, correct in a way that doesn't bring the whole group to a halt.

ELEMENTARY GLOSSARY

- Confess:** to say
- Convict:** to reveal sin
- Repent:** to turn away from sin and turn towards God

NAVIGATING A BROKEN WORLD: GHOSTS AND OTHER SPIRITS

A survey by Gallup revealed that 37 percent of Americans believe in haunted houses and 31 percent believe in ghosts and other spirits. * Kids in your group have likely heard many stories of paranormal activity and may be confused about what is real. Talking about the Holy Spirit may cause more confusion. They might wonder what makes the Holy Spirit so special or why we need the Holy Spirit. The whole idea may seem spooky, and they may be more likely to connect Him to ghost stories they have heard or movies they have

watched. Create a safe place for kids to ask questions, but also point them toward the truth that only the Holy Spirit is from God. Help them distinguish that the Holy Spirit is not a spooky tale or something to be afraid of. He is God and He is our helper.

*For more resources on this topic, check out: <https://pin.it/3mFEINsrY>

Small Group ROADMAP

1 BELONG
(10 MINUTES)

Goal: For kids to experience God's love through a welcoming community

WIND BLOWN
SUPPLIES: Parachute, 10 small soft balls

OR

LISTEN FOR IT
SUPPLIES: Blindfold


2 BELIEVE
(10 MINUTES)

Goal: For kids to discover who God is by engaging with the Bible

MEMORY MOTIONS
SUPPLIES: Bibles

OR

IN MY HEART
SUPPLIES: Bibles, printable page, scissors, tissue paper, glue sticks (1 per kid)

3 

DISCIPLESHIP DISCUSSION
(10 MINUTES)

Goal: To engage kids in faith conversations that help them navigate a broken world with biblical wisdom


4 BECOME
(10 MINUTES)

Goal: For kids to learn to follow Jesus by applying faith to their lives

APPLICATION STATION
SUPPLIES: Bible, printable page, scissors, lip whistles (1 per kid), sandwich zipper bags (1 per kid), cross stickers (1 per kid), googly eyes (2 per kid)

OR

PRAYER JAR
SUPPLIES: Bible, jar, 10 craft sticks, permanent marker

5 

SMALL GROUP WRAP-UP
(5 MINUTES)

SUPPLIES: Take-Home page, coloring supplies



MEMORY MOTIONS

SUPPLIES:

Bibles

PREP:

None

INSTRUCTIONS:

1. Lead kids to find John 14:26a in their Bibles. Read the verse aloud together.
2. **Discuss:** What are some things the Holy Spirit teaches us?
3. **Say:** We are learning that one of the ways the Holy Spirit teaches us is by convicting us of our sin.
4. **Discuss:** What does it mean to be convicted of your sin?
5. **Say:** Conviction is when the Holy Spirit helps us know when we sin.
6. **Say:** We have to be aware of our sin before we can confess it to God and ask for His forgiveness.
7. **Discuss:** What happens after we are convicted of our sin and tell it to God?
8. **Read:** 1 John 1:9.
9. **Say:** Peter preached to the crowd. They were convicted of their sin and repented.
10. **Discuss:** Why does the Holy Spirit convict us?
11. **Say:** Because God loves us so much, the Holy Spirit helps us realize when we sin so we can repent and have a right relationship with God.
12. **Say:** Let's practice our verse! I will divide you into groups, and each of you will be in charge of a different part of the verse. I will also show you some motions to help you with your portion of the verse.
13. Divide kids into groups of five and assign each group a part of the verse below:
 1. But the Helper, (one thumb up resting on other palm)
 2. the Holy Spirit, (point both pointer fingers toward the sky)
 3. whom the Father will send in My name (two fingers above head and move fingers towards the floor)
 4. He will teach you all things. (both palms face up, move into a circle)
 5. John 14:26a (with palms together, open hands like a book)
14. Give each group a turn to recite the verse together in front of the other groups. Help kids with the words and motions as needed.



ACTIVITY WRAP-UP:

Good work on those motions! Use these motions this week as you remember how our Helper, the Holy Spirit, convicts us when we sin so we can repent and have a right relationship with God.



Discipleship DISCUSSION

WHAT DOES THIS MEAN FOR FOLLOWERS OF JESUS?

Discuss: How does this story show us that God is our Rescuer?

Say: Today's story tells about the beginning of God's Church. He sent the Holy Spirit in power and used that event to spread the Gospel—the good news of what Jesus has done to rescue people. Thousands of people trusted in Jesus that day.

BUT WHAT ABOUT . . . GHOSTS AND OTHER SPIRITS?

Discuss: Why do you think some people believe in ghosts?

Discuss: What does the Bible say about this?

Say: Hebrews 9:27 says: *Just as it is appointed for man to die once, and after that comes judgment.* After dying, people don't come back to Earth as something else and they don't haunt others. The Bible also teaches us that there is a spiritual realm with angels, who are messengers of God, and demons, who are enemies of God. When spirits or ghosts are mentioned in the Bible, they are not of God. However, the Holy Spirit is so much greater than all these things. He is not spooky. He is God. God's Spirit is powerful and real. The Holy Spirit lives in us when we trust in Jesus to forgive our sins. Because of the Holy Spirit, we can feel calm and comforted even when we are scared or sad. God sends us the Holy Spirit so that we don't have to feel alone or afraid of the future.



PRAYER JAR

SUPPLIES:

Bible, jar, 10 craft sticks, permanent marker

PREP:

Write each of the following categories on a different craft stick and place them in the jar: family, friends, world, health, safety, money, toys, worries, school and church.

ADAPTATION FOR DIFFERENT LEARNERS:

Pick a kid who needs extra movement to be the "jar carrier" and let them bring the jar around the room.

INSTRUCTIONS:

1. **Discuss:** We are learning that the Holy Spirit convicts us of our sins.
2. **Read:** John 16:8 and 2 Peter 3:9.
3. **Say:** The Holy Spirit convicts us because God loves us too much to leave us in our sin. God gives us a way out, and we can do something when we feel convicted of our sin.
4. **Discuss:** What can we do when we feel convicted about sin?
5. **Say:** We can confess our sin to God, seek His forgiveness and seek to live His way.
6. **Discuss:** How can we confess our sin and seek His forgiveness?
7. **Say:** We can admit our sin to God in prayer and ask Him to forgive us.
8. **Discuss:** How can we seek to live God's way?
9. **Say:** I have a prayer jar with 10 different categories written on craft sticks in the jar. We will take turns removing a stick from the jar and discussing how we can live God's way in each category listed on the sticks. We will then pray and ask God to help us live His way in each category.
10. *Have kids take turns removing a stick from the jar, discussing the category on the stick, and praying for it. Repeat until you have prayed for all the categories.*

ACTIVITY WRAP-UP:

Finish your time by ending with a prayer that thanks God for His love and asks the Holy Spirit to enable the kids to seek to live God's way this week.



Wrap-Up



WHAT DOES GOD WANT ME TO KNOW ABOUT HIM?

Say: We are going to take a few minutes to think about what we have learned today about Jesus. God wants us to love Him even more as we learn more about who He is.

Pass out the Take-Home page. Instruct kids to think about what they've learned about God today and draw/write an answer to "What does God want me to know about Him?"

CHOOSE YOUR CHALLENGE.

Say: We want to respond to God and remember what He has taught us today. We also want to use what He's taught us during the coming week. As we become more like Jesus, our lives change!

Read the challenges from the Take-Home page aloud. Ask kids to mark which one they want to choose for this week.



SAY GOODBYE!

Tell kids goodbye and thank them for being a part of your group.

As kids wait to be picked up, encourage them to complete the activities on the back of the Take-Home page. As kids work, ask relationship-building questions, such as, "What are you looking forward to this week?" or "What do you do for fun?"

As parents arrive at pickup, look for opportunities to connect with them, pointing out the Take-Home page their kid is bringing home.

SUPPLIES:

Take-Home page, coloring supplies

PREP:

Print the printable page (1 per kid).



PRAYER

God, thank You for Peter's example. May we have the same boldness and excitement in sharing the Gospel. Help us to be quick to confess our sin and seek to live Your way. Amen.

Extra Time?

- Work on Books of the Bible
- Work on Memory Verse
 - ERASE A WORD: Write on a white board, erasing one word at a time after the class repeats the verse out loud to you.
 - BEAN BAG: Have children toss a bean bag to each other and when they catch the bean bag they say the next word in the verse
 - POPCORN: Have children sit in a circle and jump up in turn and say the next word of the verse, sitting down quickly after saying their word
 - HAND MOTIONS: Either you or the kids make up hand motions to key words or phrases of the verse. Practice and then have a competition between boys and girls.

Greet parents at the door. Make sure you match their security tag with Attendance Book. Have them initial Attendance Book (their security tag and child's nametag can be given to Welcome Desk for nametag ball.)

Hand each parent:

- Any craft/activity page

BEFORE YOU LEAVE:

After 10:00 Services:

- Erase whiteboard.
- Place Prayer Journal and Curriculum book in supply tub.
- Return Prayer Sheet, KidMin Team Member Report (if needed) and Attendance Book to Welcome Desk

After 11:45 Services:

- Erase whiteboard.
- Make sure chairs are stacked (kids can do this)
- Turn off TV by:
 - Close PowerPoint
 - Power off computer
 - Turn off TV
- Put everything away – all tables should be completely empty
- Place Prayer Journal and Curriculum book in supply tub.
- Return Prayer Sheet, KidMin Team Member Report (if needed) and Attendance Book to Welcome Desk
- Take supply tub to Resource Room



TABITHA IS RAISED FROM THE DEAD

BIBLE PASSAGE: Acts 9:36-43

FOCUS VERSES: John 14:16-17, 1 Corinthians 12:4-6, Galatians 5:22-23

Summary: A woman named Tabitha, whose Greek name was Dorcas, lived in the town of Joppa and worked as a seamstress making tunics and other clothing. She was known for helping others. Tabitha became sick and died. Peter was traveling nearby. The people asked him to come quickly. Peter prayed for Tabitha, and she came back to life! Many people believed in the Lord because of this miracle.



MONTHLY

Memory Verse

But the Helper, the Holy Spirit, whom the Father will send in My name, He will teach you all things.

(JOHN 14:26A)

BRITE  *Idea*

The Holy Spirit works in us and through us.

HE

WHERE IS THE HOLY SPIRIT?
The Spirit has always lived in community with God and Jesus. Because He is God, He is omnipresent and at the same time He dwells inside of every believer.

WE

HOW DOES GOD WORK THROUGH US?
The Holy Spirit equips us with special gifts and talents so we can respond to opportunities to show His love to others.

ME

WHAT DOES GOD WANT ME TO KNOW ABOUT HIM?
Kids will be given the opportunity to reflect on the truth they learned about God and respond accordingly.

Pray for each regular attendee by name. Pray for those who might visit your group for the first time. Pray specifically for kids who are typically overlooked by others. Pray that they would be made to feel special and valued. Also pray for kids who are typically doing the “overlooking.” Ask God to show them other kids who need to feel valued. Pray that these kids would work to make others feel included and special.

Before Kids Arrive

- Go through your supply tub and make sure you have all the supplies you need for the morning. (we do sometimes make mistakes 😊)

Arrival

Kids will be with their parents for worship and be dismissed to meet you in the Bridge Kids Lobby. During the kids blessing, come to the Bridge Kids Lobby and get your Attendance Book.

Welcome kids and verify you have all kids listed in the book (and that all kids ARE listed in the book. Any kids not listed will need to be checked in by the Welcome Desk).

Big Group

When prompted, take your group to the Big Group Room. If any brought their Bibles, have them place their names on the slips of paper and place in the proper container.

Please sit with your few and help them be good listeners.

After Big Group

Welcome the kids to your group.

Ask: What was the best part of your week? What was the worst part of your week?

Ask: How did God use those experiences to grow you as a disciple of Jesus?

Ask: How can I pray for you (write them on the journal page).

Start With Prayer Requests – this builds relationship.

You will pray at the end of the service



Leader TRAINING

LEADER TRAINING TOPIC: DISRESPECT

“I don’t want to do that, and you can’t make me!” Have you ever been shocked by how a kid responded to you? You are not alone! Disrespect seems to be a common problem in kidmin, and it is difficult knowing how to best respond.

- **Don’t take it personally.** Some adults interpret disrespect as a direct attack or insult toward them. That is generally not the case.
- **Understand that it often isn’t intentional.** Kids often parrot what they hear on TV, social media, or even from their friends or at home. Explain why what they said was not okay. Use it as a teachable moment.
- **Set an example.** Adults must set an example by speaking respectfully to students and other adults. Model speaking with much kindness and grace. Set high expectations for how kids speak to each other, treating others like God wants us to. Show much grace. Respect is countercultural and is a learning process for many kids.

ELEMENTARY GLOSSARY

Dwell: to be fully present in a place or with a person

Equip: to supply with what is needed

Holy Spirit: third Person of the Trinity; He is the Helper for followers of Jesus

Omnipresent: being everywhere all the time

NAVIGATING A BROKEN WORLD: UNKIND CHRISTIANS

In a recent survey, nearly one-third of non-Christians reported they felt Christians do not at all represent the values and teachings of Jesus.* Kids experience this when adult believers they trust or look up to behave in unloving ways, especially toward others. Kids in your group may have relatives or other adults in their world who say one thing about following Jesus but speak or act unkindly. Add onto this a culture that generally looks unfavorably upon Christian beliefs, and kids may be confused. In this lesson, kids will learn the Holy Spirit works through believers. The hard reality is that some people don’t yield to the Holy Spirit’s work of sanctification, His work to make us more like Jesus. Some people who claim to follow Jesus are not genuine. Help kids see that our faith can’t be dependent on other people. Jesus is always consistently kind, loving and true.

*For more resources on this topic, check out: <https://pin.it/6Dpc0zF6D>

Small Group ROADMAP

1 BELONG
(10 MINUTES)

Goal: For kids to experience God's love through a welcoming community

IN IT AND THROUGH IT
SUPPLIES: Hula Hoop

OR

TABITHA TAG
SUPPLIES: 5 T-shirts


2 BELIEVE
(10 MINUTES)

Goal: For kids to discover who God is by engaging with the Bible

FOUR CORNERS VERSE
SUPPLIES: Bibles, printable pages, painter's tape

OR

FIND IT
SUPPLIES: 3 Bibles, printable pages, scissors, 3 magnifying glasses, painter's tape

3 

DISCIPLESHIP DISCUSSION
(10 MINUTES)

Goal: To engage kids in faith conversations that help them navigate a broken world with biblical wisdom


4 BECOME
(10 MINUTES)

Goal: For kids to learn to follow Jesus by applying faith to their lives

REMEMBER YOUR TALENTS
SUPPLIES: Bible, printable page, coloring supplies

OR

PRAYER WALK
SUPPLIES: Bible, painter's tape

5 

SMALL GROUP WRAP-UP
(5 MINUTES)

SUPPLIES: Take-Home page, coloring supplies



FOUR CORNERS VERSE

SUPPLIES:

Bibles, printable pages, painter's tape

PREP:

Print the printable pages. Tape one number in each corner of your space.

ADAPTATION FOR DIFFERENT LEARNERS:

Allow kids who get overstimulated with the movement to hold up their fingers to show their corner and join their group in the middle when they get out.

INSTRUCTIONS:

1. *Lead kids to find John 14:26a in their Bibles. Read the verse aloud together.*
2. **Discuss:** In our story, how did the Holy Spirit work through Peter?
3. **Discuss:** What are some ways the Holy Spirit works in and through us?
4. **Read:** John 14:26a.
5. **Discuss:** What does this verse teach us about God?
6. **Say:** Let's play a fun game to help us remember our verse!
7. **Say:** To play, I will close my eyes and count to 10. While I'm counting, you will choose a corner by standing under one of these numbers.
8. *Point to the numbers one through four around the room.*
9. **Say:** Then I will call a number one through four. If the number you are standing under is called, everyone at that number will say the verse together. Then you will sit down in the middle of the room. We will continue playing until there is one person left. Let's play!
10. *Close your eyes and count to 10 as kids quietly move to a corner.*
11. *Call out a number one through four. Have all the kids at that number recite the verse together, then sit down in the middle.*
12. *Continue until there is one person left in the game.*
13. **Discuss:** Where is the Holy Spirit?
14. **Say:** The Spirit has always lived in community with God and Jesus. Because the Holy Spirit is God, He is present everywhere while also living inside every believer.
15. **Discuss:** Why is this good news?

ACTIVITY WRAP-UP:

We never have to worry about or wonder where the Holy Spirit is. He is in all places at all times and lives inside every believer!



Discipleship DISCUSSION

WHAT DOES THIS MEAN FOR FOLLOWERS OF JESUS?

Discuss: How does this story show us that God is our Rescuer?

Say: Tabitha was literally rescued from death. Through the power of the Holy Spirit, Peter raised her from the dead. All of us are spiritually dead because of sin. Because Jesus was raised from the dead by the power of the Holy Spirit, we also can be rescued from sin and have eternal life.

BUT WHAT ABOUT . . . UNKIND CHRISTIANS?

Discuss: Have you ever been around someone who says they are a Christian but isn't very nice? How did you feel about that?

Discuss: Why would someone who says they are a Christian not act like it?

Discuss: What does God have to say about that?

Say: You may have heard someone say they don't like how Christians act. Some people don't want to know about Jesus because they have met people who say they are believers but are not very kind. That can be really confusing. How can that be true if the Holy Spirit is working in and through believers? Some people might be great church attenders, but they don't really have a relationship with Jesus. Some people have been hurt and end up hurting others. Maybe some people don't truly allow the Holy Spirit to work in them and change them. Romans 3:23 reminds us that all people fall short of living the perfect life God wants us to—no matter how much we love God. People will sometimes let us down, but Jesus never will. When our faith is based on Him and not on people, we may be disappointed by people's actions, but our belief in Jesus won't be shaken.



REMEMBER YOUR TALENTS

SUPPLIES:

Bible, printable page, coloring supplies

PREP:

Print the printable page (1 per kid).

ADAPTATION FOR DIFFERENT LEARNERS:

Have images that depict different talents that kids can paste on their shirts to aid kids with limited motor skills.

INSTRUCTIONS:

1. **Discuss:** How does God work through us?
2. **Say:** The Holy Spirit gives us special gifts and talents so we can show His love to others.
3. **Read:** 1 Corinthians 12:4–6.
4. **Discuss:** What types of special gifts and talents has God given you?
5. **Discuss:** What talent did God give Tabitha?
6. *Enlist volunteers to help pass out coloring supplies and one printable page to each kid.*
7. **Say:** In our story, Tabitha was known for helping others. She worked as a seamstress and made shirts and different types of clothing. Each of you have a blank shirt and coloring supplies. Use your supplies to color and design your shirt how you would like it.
8. **Say:** Think of the gifts and talents you have and draw those on your shirts. (Examples: musical notes, soccer ball, dancing, etc.)
9. *Give kids time to work on their shirts.*
10. **Discuss:** In our story, God used Tabitha to help others, but He also used some other people to help Tabitha. Who were the other people and how did they help?
11. **Say:** There were several people who responded to Tabitha's need and sought out Peter to help and pray for her to come back to life. God used many people in our story to show His love to others!
12. **Discuss:** How can you show God's love to others this week through your gifts and talents?
13. **Say:** Take your shirt with you this week to help you remember your talents.

ACTIVITY WRAP-UP:

End your time in prayer. Ask God to help kids remember the talents and gifts He has given them and that they would use them to honor Him and love those around them.



Wrap-Up



WHAT DOES GOD WANT ME TO KNOW ABOUT HIM?

Say: We are going to take a few minutes to think about what we have learned today about Jesus. God wants us to love Him even more as we learn more about who He is.

Pass out the Take-Home page. Instruct kids to think about what they've learned about God today and draw/write an answer to "What does God want me to know about Him?"

CHOOSE YOUR CHALLENGE.

Say: We want to respond to God and remember what He has taught us today. We also want to use what He's taught us during the coming week. As we become more like Jesus, our lives change!

Read the challenges from the Take-Home page aloud. Ask kids to mark which one they want to choose for this week.



SAY GOODBYE!

Tell kids goodbye and thank them for being a part of your group.

As kids wait to be picked up, encourage them to complete the activities on the back of the Take-Home page. As kids work, ask relationship-building questions, such as, "What are you looking forward to this week?" or "What do you do for fun?"

As parents arrive at pickup, look for opportunities to connect with them, pointing out the Take-Home page their kid is bringing home.

SUPPLIES:

Take-Home page, coloring supplies

PREP:

Print the printable page (1 per kid).



PRAYER

God, thank You for the ways the Holy Spirit works in and through us. Help us see the gifts and talents You have given us as opportunities to honor You and serve those around us. Amen.

Extra Time?

- Work on Books of the Bible
- Work on Memory Verse
 - **ERASE A WORD:** Write on a white board, erasing one word at a time after the class repeats the verse out loud to you.
 - **BEAN BAG:** Have children toss a bean bag to each other and when they catch the bean bag they say the next word in the verse
 - **POPCORN:** Have children sit in a circle and jump up in turn and say the next word of the verse, sitting down quickly after saying their word
 - **HAND MOTIONS:** Either you or the kids make up hand motions to key words or phrases of the verse. Practice and then have a competition between boys and girls.

Greet parents at the door. Make sure you match their security tag with Attendance Book. Have them initial Attendance Book (their security tag and child's nametag can be given to Welcome Desk for nametag ball.)

Hand each parent:

- Any craft/activity page

BEFORE YOU LEAVE:

After 10:00 Services:

- Erase whiteboard.
- Place Prayer Journal and Curriculum book in supply tub.
- Return Prayer Sheet, KidMin Team Member Report (if needed) and Attendance Book to Welcome Desk

After 11:45 Services:

- Erase whiteboard.
- Make sure chairs are stacked (kids can do this)
- Turn off TV by:
 - Close PowerPoint
 - Power off computer
 - Turn off TV
- Put everything away – all tables should be completely empty
- Place Prayer Journal and Curriculum book in supply tub.
- Return Prayer Sheet, KidMin Team Member Report (if needed) and Attendance Book to Welcome Desk
- Take supply tub to Resource Room



PETER AND CORNELIUS

BIBLE PASSAGE: Acts 10

FOCUS VERSES: 1 Corinthians 2:10-11, John 16:13-14,
Romans 8:26, Isaiah 30:21

Summary: Cornelius had a vision in which an angel commanded him to bring Simon Peter to his house. The next day, Peter had a vision that was repeated three times. While wondering what it meant, Cornelius's men arrived and Peter went with them. Peter told Cornelius how it was unlawful for a Jewish person to associate with gentiles, but God had shown him not to call any person unclean. Then Peter shared the Gospel. All who heard him believed in Jesus.



MONTHLY

Memory Verse

But the Helper, the Holy Spirit, whom the Father will send in My name, He will teach you all things.

(JOHN 14:26A)



The Holy Spirit leads us.

HE

WHAT DOES THE HOLY SPIRIT KNOW?

Because He is God, the Holy Spirit is omniscient. He knows everything including the deep thoughts of God.

WE

HOW CAN WE KNOW WHAT GOD WANTS US TO DO?

There are many ways the Holy Spirit guides us today. He guides us to truth as we read God's Word and pray, helping us understand who God is, how much He loves us, and what He wants us to do.

ME

WHAT DOES GOD WANT ME TO KNOW ABOUT HIM?

Kids will be given the opportunity to reflect on the truth they learned about God and respond accordingly.

Pray for each regular attendee by name. Pray for those who might visit your group for the first time. Pray specifically for kids who are typically overlooked by others. Pray that they would be made to feel special and valued. Also pray for kids who are typically doing the “overlooking.” Ask God to show them other kids who need to feel valued. Pray that these kids would work to make others feel included and special.

Before Kids Arrive

- Go through your supply tub and make sure you have all the supplies you need for the morning. (we do sometimes make mistakes 😊)

Arrival

Kids will be with their parents for worship and be dismissed to meet you in the Bridge Kids Lobby. During the kids blessing, come to the Bridge Kids Lobby and get your Attendance Book.

Welcome kids and verify you have all kids listed in the book (and that all kids ARE listed in the book. Any kids not listed will need to be checked in by the Welcome Desk).

Big Group

When prompted, take your group to the Big Group Room. If any brought their Bibles, have them place their names on the slips of paper and place in the proper container.

Please sit with your few and help them be good listeners.

After Big Group

Welcome the kids to your group.

Ask: What was the best part of your week? What was the worst part of your week?

Ask: How did God use those experiences to grow you as a disciple of Jesus?

Ask: How can I pray for you (write them on the journal page).

Start With Prayer Requests – this builds relationship.

You will pray at the end of the service



Leader TRAINING

LEADER TRAINING TOPIC: INAPPROPRIATE LANGUAGE

One of the messiest parts of working with kids is you never quite know what is going to come out of their mouths. Sometimes it is a slip up, sometimes the younger ones are trying out a word and, unfortunately, sometimes inappropriate language is a lifestyle for some kids.

- **Don't overreact.** Sometimes kids use inappropriate language to get attention or to seek a shocked reaction. Address the behavior, but don't give them a dramatic reaction.
- **Give the benefit of the doubt—once.** Some kids may truly not know what language is appropriate. Say calmly and clearly, "We don't use that word here."
- **Remove if necessary.** You don't want kids going home and sharing the new, colorful words they learned in your group! If inappropriate language continues, remove the kid from the group and use the time as a discipleship opportunity to discuss Jesus' forgiveness and how we can honor each other with words.

ELEMENTARY GLOSSARY

Holy Spirit: third Person of the Trinity; He is the Helper for followers of Jesus

Omniscient: all-knowing

NAVIGATING A BROKEN WORLD: WILL EVERYONE GO TO HEAVEN?

A Barna research survey found that 25 percent of born-again Christians agree that all people will eventually be saved or accepted by God. * This belief is called universalism and is prevalent in our culture. While it is very true that God cares about all people and desires for them to be saved (1 Timothy 2:4), only those who have trusted in Jesus as Savior will have eternal life (John 14:6). As you guide the kids in your group, you can assure them God loves all people. Everyone has the

opportunity to believe in Jesus and be saved. But also reinforce that salvation is not a universal right. Anyone can be saved, but we are only saved by trusting in Jesus.

*For more resources on this topic, check out: <https://pin.it/Vqs9Q0pwA>

Small Group ROADMAP

1 BELONG
(10 MINUTES)

Goal: For kids to experience God's love through a welcoming community

FOLLOW THE LEADER
SUPPLIES: None

OR

LISTEN CLOSELY
SUPPLIES: Paper (1 per kid), coloring supplies

2 BELIEVE
(10 MINUTES)

Goal: For kids to discover who God is by engaging with the Bible

CRAYON RESIST
SUPPLIES: Bibles, printable page, watercolor paint, white crayon (1 per kid), paintbrush (1 per kid), cups (1 per kid), water

OR

FACT OR FICTION?
SUPPLIES: Bibles, sticky notes (7 per kid), blue paper, red paper, painter's tape

3  **DISCIPLESHIP DISCUSSION**
(10 MINUTES)

Goal: To engage kids in faith conversations that help them navigate a broken world with biblical wisdom


4 BECOME
(10 MINUTES)

Goal: For kids to learn to follow Jesus by applying faith to their lives

PRAYER PATHWAY
SUPPLIES: Bible, printable pages

OR

CREATE IT
SUPPLIES: Bible, modeling dough (1 handful per kid)

5  **SMALL GROUP WRAP-UP**
(5 MINUTES)

SUPPLIES: Take-Home page, coloring supplies



FACT OR FICTION?

SUPPLIES:

Bibles, sticky notes (7 per kid), blue paper, red paper, painter's tape

PREP:

Tape the red paper on the right wall and the blue on the left wall of your space.

ADAPTATION FOR DIFFERENT LEARNERS:

Have colored paper for kids with limited mobility to hold in the air during the activity.

INSTRUCTIONS:

1. *Lead kids to find John 14:26a in their Bibles. Read the verse aloud together.*
2. **Discuss:** What does the Holy Spirit know?
3. **Say:** Because He is God, the Holy Spirit is omniscient. That means that He knows everything, including the deep thoughts of God.
4. **Read:** 1 Corinthians 2:10–11.
5. **Discuss:** What does this teach us about God?
6. *Have kids stand in the middle of your space.*
7. **Say:** Let's play a game to find the difference between fact (what is true) or fiction (what is not true)!
8. **Say:** I will read two different statements. If you think the first statement is true, take your sticky note to the left and stick it on the blue paper. If you think the second one is NOT true, take your sticky note to the right and stick it on the red paper. Then I will reveal the correct answer.
9. *Begin to read the statements and have the kids pick the ones they think are true.*
10. **Say:** Fact or fiction:
 - The Holy Spirit knows everything. (Fact)
 - Cars have been around for more than 100 years. (Fact)
 - You can now buy a flying car. (Fiction)
 - Peter had a vision that was repeated three times. (Fact)
 - The Holy Spirit will tell us nothing. (Fiction)
 - The fastest car in the world can go 200 mpr (Fiction—it's 300 mph!)
 - The Holy Spirit is God. (Fact)

ACTIVITY WRAP-UP:

You may not always know what is fact or fiction, but the Holy Spirit knows *everything*. Our verse and story remind us that the Holy Spirit not only leads us, but He also teaches us. He will lead us and teach us in God's truth and His ways.



Discipleship DISCUSSION

WHAT DOES THIS MEAN FOR FOLLOWERS OF JESUS?

Discuss: How does this story show us that God is our Rescuer?

Say: At the time, many followers of Jesus thought He came just for the Jewish people. But Jesus came to rescue everyone! In Peter's vision, God demonstrated that He doesn't show favoritism. Everyone has the opportunity to follow Jesus and have eternal life.

BUT WHAT ABOUT . . . WILL EVERYONE GO TO HEAVEN?

Discuss: Do you think everyone in the world will go to heaven? Why or why not?

Discuss: What do you see in movies or shows about who gets to go to heaven?

Discuss: What does the Bible say about that?

Say: You may have heard something like, "God loves all people, so God will save all people one day no matter what." God indeed loves all people, but Romans 3:23 reminds us that everyone has sinned. Sin separates us from God and breaks our relationship with Him. For us to be in a right relationship with Him again, there needed to be a way for our sins to be forgiven and our guilt before God to be removed. Jesus made a way for all people to be saved when He died on the cross and rose again. All people can be saved, but Jesus doesn't force anyone to believe in Him. We are all given a choice. First Timothy 2:4 tells us that God wants all people to be saved, but John 3:36 also tells us that "*Whoever believes in the Son has eternal life.*" A person is saved only through trusting in Jesus for the forgiveness of their sins, so it is important that we share this great news with everyone we know!



PRAYER PATHWAY

SUPPLIES:

Bible, printable pages

PREP:

Print the printable pages (1 of each picture per kid). In random order, lay them on the floor of your space in a pathway pattern.

INSTRUCTIONS:

1. **Say:** We are learning that the Holy Spirit leads us!
2. **Read:** Isaiah 30:21 and John 16:13–14.
3. **Discuss:** What will the Spirit guide us into?
4. **Discuss:** How can we know what God wants us to do?
5. **Say:** There are many ways the Holy Spirit guides us today. He guides us to truth as we read God's Word and pray, helping us understand who God is, how much He loves us and what He wants us to do.
6. **Read:** Romans 8:26.
7. **Discuss:** When you don't know what to pray, what does this verse tell us the Spirit will do?
8. **Say:** God wants us to communicate with Him! Let's think and pray about a few ways the Holy Spirit can guide us.
9. **Say:** Our space looks like a pathway with some stepping stones on it. Notice that the stones have a picture of either a Bible, heart or question mark. We will use this pathway to guide our prayer.
10. **Say:** Find a stone with a picture of a Bible on it and stand on it.
11. *After kids have found a Bible to stand on, pray that God would guide them to His truth by reading and listening to His Word.*
12. **Say:** Next, find a stone with a heart on it and stand on it.
13. *Pray and thank God for His love.*
14. **Say:** Now find a stone with a question mark and stand on it.
15. **Discuss:** How can you honor God this week?

ACTIVITY WRAP-UP:

End your time by praying for the group. Pray that the Spirit guides them this week in truth and in prayer.



Wrap-Up



WHAT DOES GOD WANT ME TO KNOW ABOUT HIM?

Say: We are going to take a few minutes to think about what we have learned today about Jesus. God wants us to love Him even more as we learn more about who He is.

Pass out the Take-Home page. Instruct kids to think about what they've learned about God today and draw/write an answer to "What does God want me to know about Him?"

CHOOSE YOUR CHALLENGE.

Say: We want to respond to God and remember what He has taught us today. We also want to use what He's taught us during the coming week. As we become more like Jesus, our lives change!

Read the challenges from the Take-Home page aloud. Ask kids to mark which one they want to choose for this week.



SAY GOODBYE!

Tell kids goodbye and thank them for being a part of your group.

As kids wait to be picked up, encourage them to complete the activities on the back of the Take-Home page. As kids work, ask relationship-building questions, such as, "What are you looking forward to this week?" or "What do you do for fun?"

As parents arrive at pickup, look for opportunities to connect with them, pointing out the Take-Home page their kid is bringing home.

SUPPLIES:

Take-Home page, coloring supplies

PREP:

Print the printable page (1 per kid).



PRAYER

God, thank You for the ways You lead us!
 Thank You for being wherever we go. Help us to stay in Your Word and seek to live Your ways. Guide us in the way of Your truth.
 Amen.

Extra Time?

- Work on Books of the Bible
- Work on Memory Verse
 - ERASE A WORD: Write on a white board, erasing one word at a time after the class repeats the verse out loud to you.
 - BEAN BAG: Have children toss a bean bag to each other and when they catch the bean bag they say the next word in the verse
 - POPCORN: Have children sit in a circle and jump up in turn and say the next word of the verse, sitting down quickly after saying their word
 - HAND MOTIONS: Either you or the kids make up hand motions to key words or phrases of the verse. Practice and then have a competition between boys and girls.

Greet parents at the door. Make sure you match their security tag with Attendance Book. Have them initial Attendance Book (their security tag and child's nametag can be given to Welcome Desk for nametag ball.)

Hand each parent:

- Any craft/activity page

BEFORE YOU LEAVE:

After 10:00 Services:

- Erase whiteboard.
- Place Prayer Journal and Curriculum book in supply tub.
- Return Prayer Sheet, KidMin Team Member Report (if needed) and Attendance Book to Welcome Desk

After 11:45 Services:

- Erase whiteboard.
- Make sure chairs are stacked (kids can do this)
- Turn off TV by:
 - Close PowerPoint
 - Power off computer
 - Turn off TV
- Put everything away – all tables should be completely empty
- Place Prayer Journal and Curriculum book in supply tub.
- Return Prayer Sheet, KidMin Team Member Report (if needed) and Attendance Book to Welcome Desk
- Take supply tub to Resource Room