

K-2

Gr 2-3

**brite\***  
OLDER  
SMALL GROUP

*Elementary*

MAY 04



## THE GREAT COMMISSION

**BIBLE PASSAGE:** Acts 1:6-11, Matthew 28

**FOCUS VERSES:** Romans 8:26-27, 1 John 4:13,  
John 14:16-17, Mark 16:15

**Summary:** After Jesus died on the cross, He appeared to the disciples to show them He was alive again! He stayed with them for forty days and told them about the kingdom of God. Jesus gave them a mission to tell everyone about Him and make disciples and told them they would receive the Holy Spirit. After Jesus said these things, He was taken up to heaven on a cloud.



MONTHLY

*Memory Verse*

*But the Helper, the Holy Spirit, whom the Father will send in My name, He will teach you all things.*

**(JOHN 14:26A)**

**BRITE**  *Idea*

**The Holy Spirit empowers believers.**

HE

**WHO IS THE HOLY SPIRIT?**  
The Holy Spirit is God and has all of the power and authority of God. He is the Helper Jesus promised.

WE

**HOW DOES THE HOLY SPIRIT HELP US?**  
When we trust in Jesus as Savior, the Holy Spirit helps us follow God, remember His Word, and spread His Gospel throughout the world.

ME

**WHAT DOES THIS MEAN FOR MY LIFE?**  
Kids will be given the opportunity to reflect on the truth they learned about God and respond accordingly.

*Pray for each regular attendee by name. Pray for those who might visit your group for the first time. Pray specifically for kids who are typically overlooked by others. Pray that they would be made to feel special and valued. Also pray for kids who are typically doing the “overlooking.” Ask God to show them other kids who need to feel valued. Pray that these kids would work to make others feel included and special.*

## Before Kids Arrive

- Go through your supply tub and make sure you have all the supplies you need for the morning. (we do sometimes make mistakes 😊 )

## Arrival

Kids will be with their parents for worship and be dismissed to meet you in the Bridge Kids Lobby. During the kids blessing, come to the Bridge Kids Lobby and get your Attendance Book.

Welcome kids and verify you have all kids listed in the book (and that all kids ARE listed in the book. Any kids not listed will need to be checked in by the Welcome Desk).

## Big Group

When prompted, take your group to the Big Group Room. If any brought their Bibles, have them place their names on the slips of paper and place in the proper container.

**Please sit with your few and help them be good listeners.**

## After Big Group

Welcome the kids to your group.

Ask: What was the best part of your week? What was the worst part of your week?

Ask: How did God use those experiences to grow you as a disciple of Jesus?

Ask: How can I pray for you (write them on the journal page).

Start With Prayer Requests – this builds relationship.

You will pray at the end of the service



# Leader TRAINING

## LEADER TRAINING TOPIC: KIDS COMING IN LATE

↘ You are ten minutes into your small group time and things are rolling smoothly when the door opens and Olivia comes in. You get everyone refocused and five minutes later, Bridgette comes in loudly. Another interruption, another restart to the lesson—just like last week and the week before.

- **Acknowledge this problem isn't going away.** Kids arriving late has always been a kidmin challenge and probably always will be. Decide to work with it rather than be eternally frustrated by it.
- **Begin with things kids don't want to miss.** If kids know your first activity is an awesome game or the Intro Video they love, they may push mom and dad to be on time. On the flip side, don't start with something that is so essential if they miss it you will have to take time to catch them up.
- **Don't stop what you're doing.** Have one adult leader running the activity and a second leader watching the door, greeting late kids and incorporating them into what's happening. Don't feel you have to pause what everyone else is doing.

### ELEMENTARY GLOSSARY

**Great Commission:** Jesus' command for believers to tell the whole world about Him

**Holy Spirit:** third Person of the Trinity; He is the Helper for followers of Jesus

### NAVIGATING A BROKEN WORLD: ABANDONMENT

Research has shown that neglect accounts for 78 percent of all child maltreatment cases in the United States.\* This is incredibly heartbreaking, especially when we imagine a kid living with this reality while hearing today's story about Jesus choosing to leave. If a kid in your group has experienced abandonment or neglect, they might resonate with the disciples. Allow kids to wonder what the disciples might have felt when Jesus left. Allow them the space to wonder why Jesus might do something like that. Remind them Jesus didn't just leave—He did something special for His people because He didn't want them to be alone. Jesus gave His people His Spirit

to be with them so they would not be alone, even though it might feel like it sometimes. Jesus doesn't ever want us to feel abandoned. He wants us to know that He is always with us.

\*For more resources on this topic, check out: <https://pin.it/6Y8P79vI4>

# Small Group ROADMAP

**1 BELONG**  
(10 MINUTES)

*Goal: For kids to experience God's love through a welcoming community*

**SHARE THE GOOD NEWS**  
**SUPPLIES:** Printable page, writing utensils

**OR**

**GO AND MAKE**  
**SUPPLIES:** Butcher paper, scissors, coloring supplies


**2 BELIEVE**  
(10 MINUTES)

*Goal: For kids to discover who God is by engaging with the Bible*

**STICKY HANDS VERSE**  
**SUPPLIES:** Bibles, printable page, scissors, sticky hands (1 per kid)

**OR**

**OUR HELPER**  
**SUPPLIES:** Bibles, backpack, several heavy objects (books, rocks, etc.)

**3**  **DISCIPLESHIP DISCUSSION**  
(10 MINUTES)

*Goal: To engage kids in faith conversations that help them navigate a broken world with biblical wisdom*


**4 BECOME**  
(10 MINUTES)

*Goal: For kids to learn to follow Jesus by applying faith to their lives*

**FIND THE HELP**  
**SUPPLIES:** Bibles, printable pages, scissors

**OR**

**STRAW GUIDE**  
**SUPPLIES:** Bibles, table, balloon, straw

**5**  **SMALL GROUP WRAP-UP**  
(5 MINUTES)

**SUPPLIES:** Take-Home page, writing utensils



# STICKY HANDS VERSE

**SUPPLIES:**

Bibles, printable page, scissors, sticky hands (1 per kid)

**PREP:**

Print the printable page and cut out.

**INSTRUCTIONS:**

1. *Lead kids to find John 14:26a in their Bibles. Read the verse aloud together.*
2. **Discuss:** Who is the Holy Spirit?
3. **Say:** The Holy Spirit is God and has all the power and authority of God. He is the Helper whom Jesus promised.
4. **Say:** We are learning that the Holy Spirit empowers believers.
5. *Read the verse aloud together again.*
6. **Discuss:** In our story, what did Jesus say the Holy Spirit would give the disciples the power to do?
7. **Discuss:** How does this verse describe the Holy Spirit?
8. **Discuss:** What will the Holy Spirit teach? What do you think some of those things are?
9. **Say:** Let's play a game to help us remember our Bible verse!
10. *Pass out a sticky hand to each kid and tell them to hold onto it. Let them know they can keep their sticky hands after the game.*
11. *Lay the verse cards face down in the middle of the group and form a circle around it.*
12. **Say:** I have mixed up our verse, and we can't see it! To put our verse back in the correct order, we need to use our sticky hands to grab our verse cards. When it's your turn, you will hold one end of your sticky hand and toss the other end to try to grab one of the verse cards. Once all the cards have been collected, you will work together to put the verse in order.
13. *Decide how many attempts everyone will get with their sticky hand before they pick up a card using their real hands. Play a couple of rounds of the game so that everyone gets a chance to toss their sticky hands and put the verse in order.*
14. *Once the verse is in order, recite the verse together.*



**ACTIVITY WRAP-UP:**

This verse reminds us that the Holy Spirit empowers believers. Praise God for the gift of the Holy Spirit!



# Discipleship DISCUSSION

## HOW CAN I KNOW THIS IS TRUE?

**Discuss:** What is your favorite holiday? Does it have a meaning behind it?

**Say:** Long ago, Jewish people celebrated special holidays that were hints toward what God planned to do through Jesus. One of those holidays was called the Feast of Weeks, or Shavuot. It happened 50 days after Passover which celebrated when the Israelites were freed from slavery in Egypt. Something amazing happened during Shavuot 2,000 years ago! The Holy Spirit came and gave power to Christians to follow God’s ways. Passover reminded people of Jesus’ death, which set them free from sin, and Shavuot showed how the Holy Spirit gives believers the strength to live for God.

**Read Colossians 2:17 directly from the Bible:** *These are a shadow of the things to come; the substance belongs to Christ.*

## BUT WHAT ABOUT . . . ABANDONMENT?

**Discuss:** How do you think the disciples felt when Jesus went back to heaven?

**Discuss:** It can be confusing when someone we love leaves. What are some ways kids your age might experience this?

**Discuss:** What does the Bible say about this?

**Say:** Maybe a friend of yours moved away or decided not to be your friend anymore. Maybe you’ve lost a mom or dad or sibling. That hurts a lot. I wonder if the disciples were confused or hurt in that same way when Jesus left. But here’s a special truth about what Jesus promised that day. Jesus told His disciples that He wasn’t abandoning them at all. Even though He was going to heaven, He was going to give them His Spirit so they wouldn’t be alone. Jesus gives His Spirit to all His followers, including today! Even though it might feel like we’re abandoned sometimes, we never are if we have trusted in Jesus. He doesn’t ever want us to feel alone. In Matthew 28:20b, He said: *“I am with you always, to the end of the age.”*



# STRAW GUIDE

**SUPPLIES:**

Bibles, table, balloon, straw

**PREP:**

Blow up the balloon.

**INSTRUCTIONS:**

1. **Say:** We are learning that the Holy Spirit empowers believers!
2. **Discuss:** How did the Holy Spirit empower Jesus’ disciples in our story?
3. **Say:** Let’s keep learning how the Holy Spirit helps us. To do that, let’s see how well we can race this balloon!
4. *Place one balloon at one end of the table.*
5. **Say:** I will try to get this balloon from this end of the table to the other by only using this straw. I can’t touch the balloon, and I can’t let the straw touch the balloon. If the balloon falls off the table, I have to pick it up and start over. Do you think I can do it?
6. *Attempt to get the balloon from one side of the table to the other only by blowing through the straw.*
7. **Discuss:** What did I have to do to get the balloon from one side of the table to the other?
8. **Say:** The balloon went in the direction that the straw guided it. The straw helped the balloon get where it needed to go, which was the other side of the table.
9. **Say:** The balloon is a little like us. Similar to the air in the straw, the Holy Spirit guides us and helps us follow God.
10. *Have a volunteer read 1 John 4:13.*
11. **Discuss:** How does the Holy Spirit help us?
12. **Say:** When we trust in Jesus as our Savior, the Holy Spirit helps us follow God, remember His Word and spread His Gospel throughout the world.
13. **Discuss:** When we get offtrack like this balloon did, how can we ask the Holy Spirit to help us?
14. **Discuss:** How can you use what you learned today throughout this week?

**ACTIVITY WRAP-UP:**

Finish this activity by praying specifically for the Holy Spirit to help the kids follow God, remember His Word and spread His Gospel at home and to the ends of the Earth.



# Wrap-Up



## WHAT DOES THIS MEAN FOR MY LIFE?

**Say:** We are going to take a few minutes to think about what we have learned today about Jesus. God wants us to love Him even more as we learn more about who He is.

*Pass out the Take-Home page. Instruct kids to think about what they've learned about God today and draw/write an answer to "What does this mean for my life?"*

## CHOOSE YOUR CHALLENGE.

**Say:** We want to respond to God and remember what He has taught us today. We also want to use what He's taught us during the coming week. As we become more like Jesus, our lives change!

*Read the challenges from the Take-Home page aloud. Ask kids to mark which one they want to choose for this week.*



## SAY GOODBYE!

Tell kids goodbye and thank them for being a part of your group.

*As kids wait to be picked up, encourage them to complete the activities on the back of the Take-Home page. As kids work, ask relationship-building questions, such as, "What are you looking forward to this week?" or "What do you do for fun?"*

*As parents arrive at pickup, look for opportunities to connect with them, pointing out the Take-Home page their kid is bringing home.*

### SUPPLIES:

Take-Home page, writing utensils

### PREP:

Print the printable page (1 per kid).



## PRAYER

God, thank You for Your Helper, the Holy Spirit. Thank You for providing us with a Helper to empower us to follow You and remember Your Word. Help us to be faithful to You and share the good news of Your salvation. Amen.



## Extra Time?

- Work on Books of the Bible
- Work on Memory Verse
  - **ERASE A WORD:** Write on a white board, erasing one word at a time after the class repeats the verse out loud to you.
  - **BEAN BAG:** Have children toss a bean bag to each other and when they catch the bean bag they say the next word in the verse
  - **POPCORN:** Have children sit in a circle and jump up in turn and say the next word of the verse, sitting down quickly after saying their word
  - **HAND MOTIONS:** Either you or the kids make up hand motions to key words or phrases of the verse. Practice and then have a competition between boys and girls.

**Greet parents at the door. Make sure you match their security tag with Attendance Book. Have them initial Attendance Book (their security tag and child's nametag can be given to Welcome Desk for nametag ball.)**

**Hand each parent:**

- Any craft/activity page

## **BEFORE YOU LEAVE:**

### **After 10:00 Services:**

- Erase whiteboard.
- Place Prayer Journal and Curriculum book in supply tub.
- Return Prayer Sheet, KidMin Team Member Report (if needed) and Attendance Book to Welcome Desk

### **After 11:45 Services:**

- Erase whiteboard.
- Make sure chairs are stacked (kids can do this)
- Turn off TV by:
  - Close PowerPoint
  - Power off computer
  - Turn off TV
- Put everything away – all tables should be completely empty
- Place Prayer Journal and Curriculum book in supply tub.
- Return Prayer Sheet, KidMin Team Member Report (if needed) and Attendance Book to Welcome Desk
- Take supply tub to Resource Room



## PETER PREACHES AT PENTECOST

**BIBLE PASSAGE:** Acts 2:1–41

**FOCUS VERSES:** 1 John 1:9, John 16:8, 2 Corinthians 7:10,  
2 Peter 3:9

**Summary:** The disciples were gathered together when a rush of wind filled the room and tongues of fire rested above their heads. God sent the Holy Spirit, just like Jesus had promised! The Holy Spirit rested upon them, and the disciples were filled with His power. The disciples miraculously spoke in languages the people around

understood and shared about the mighty works of God. Peter preached and told about what Jesus had done for everyone. Three thousand people became believers in Jesus.



MONTHLY

Memory Verse

*But the Helper, the Holy Spirit, whom the Father will send in My name, He will teach you all things.*

**(JOHN 14:26A)**

**BRITE**  *Idea*

**The Holy Spirit  
convicts us.**

HE

### WHY DOES THE HOLY SPIRIT CONVICT US?

Because God loves us so much, the Holy Spirit helps us realize we sinned so we can repent and have a right relationship with Him.

WE

### WHAT CAN WE DO WHEN WE FEEL CONVICTED ABOUT SIN?

We can confess our sin to God, seek His forgiveness, and seek to live His way.

ME

### WHAT DOES THIS MEAN FOR MY LIFE?

Kids will be given the opportunity to reflect on the truth they learned about God and respond accordingly.

*Pray for each regular attendee by name. Pray for those who might visit your group for the first time. Pray specifically for kids who are typically overlooked by others. Pray that they would be made to feel special and valued. Also pray for kids who are typically doing the “overlooking.” Ask God to show them other kids who need to feel valued. Pray that these kids would work to make others feel included and special.*

## Before Kids Arrive

- Go through your supply tub and make sure you have all the supplies you need for the morning. (we do sometimes make mistakes 😊)

## Arrival

Kids will be with their parents for worship and be dismissed to meet you in the Bridge Kids Lobby. During the kids blessing, come to the Bridge Kids Lobby and get your Attendance Book.

Welcome kids and verify you have all kids listed in the book (and that all kids ARE listed in the book. Any kids not listed will need to be checked in by the Welcome Desk).

## Big Group

When prompted, take your group to the Big Group Room. If any brought their Bibles, have them place their names on the slips of paper and place in the proper container.

**Please sit with your few and help them be good listeners.**

## After Big Group

Welcome the kids to your group.

Ask: What was the best part of your week? What was the worst part of your week?

Ask: How did God use those experiences to grow you as a disciple of Jesus?

Ask: How can I pray for you (write them on the journal page).

Start With Prayer Requests – this builds relationship.

You will pray at the end of the service



# Leader TRAINING

## LEADER TRAINING TOPIC: DISRUPTIONS

Every week Scotty does something to disrupt your group. Whether it is interrupting you or throwing things or pestering other kids, his disruptions cause big problems. What can you do?

- **Give the disrupter a job.** Maybe your disruptive kid can pass out supplies or be in charge of the light switch or hold something while you lead. Anything you can do to engage a challenging kid will help them feel ownership and participate more.
- **Offer a positive reinforcement plan.** Many disruptive kids don't realize what they are doing. Have a private conversation, explain the challenges of the disruptions, and offer an incentive if the kid can go ten minutes without disrupting the group. Gradually increase the time and reward with the incentive, but more importantly praise and encouragement.
- **Watch your reactions.** Sometimes our reactions to disruptions become even bigger disruptions. If a kid's behaviors aren't really disturbing others and are just annoying you, try to roll with it. Otherwise, correct in a way that doesn't bring the whole group to a halt.

### ELEMENTARY GLOSSARY

**Confess:** to say

**Convict:** to reveal sin

**Repent:** to turn away from sin and turn towards God

## NAVIGATING A BROKEN WORLD: GHOSTS AND OTHER SPIRITS

A survey by Gallup revealed that 37 percent of Americans believe in haunted houses and 31 percent believe in ghosts and other spirits.\* Kids in your group have likely heard many stories of paranormal activity and may be confused about what is real. Talking about the Holy Spirit may cause more confusion. They might wonder what makes the Holy Spirit so special or why we need the Holy Spirit. The whole idea may seem spooky, and they may be more likely to connect Him to ghost stories they have heard or movies they have

watched. Create a safe place for kids to ask questions, but also point them toward the truth that only the Holy Spirit is from God. Help them distinguish that the Holy Spirit is not a spooky tale or something to be afraid of. He is God and He is our helper.

\*For more resources on this topic, check out: <https://pin.it/3mFEINSrY>

# Small Group ROADMAP

**1 BELONG**  
(10 MINUTES)

*Goal: For kids to experience God's love through a welcoming community*

**KEEP THEM UP**  
**SUPPLIES:** 10 balloons

**OR**

**WINDY DAY**  
**SUPPLIES:** Timer, painter's tape, ping-pong ball, paper plate

**2 BELIEVE**  
(10 MINUTES)

*Goal: For kids to discover who God is by engaging with the Bible*

**SWEEP THE VERSE**  
**SUPPLIES:** Bibles, printable pages, scissors, painter's tape, 2 brooms, 2 dustpans, 2 ping-pong balls

**OR**

**REALIZE AND REPENT**  
**SUPPLIES:** Bibles, printable pages, scissors, 2 rolls of tape, whiteboard, dry-erase markers

**3**  **DISCIPLESHIP DISCUSSION**  
(10 MINUTES)

*Goal: To engage kids in faith conversations that help them navigate a broken world with biblical wisdom*


**4 BECOME**  
(10 MINUTES)

*Goal: For kids to learn to follow Jesus by applying faith to their lives*

**FEELING IT**  
**SUPPLIES:** Bibles, printable page, scissors

**OR**

**SANDPAPER PRAYERS**  
**SUPPLIES:** Bibles, several large pieces of 400 grit sandpaper, scissors, writing utensils

**5**  **SMALL GROUP WRAP-UP**  
(5 MINUTES)

**SUPPLIES:** Take-Home page, writing utensils



# SWEEP THE VERSE

### SUPPLIES:

Bibles, printable pages, scissors, painter's tape, 2 brooms, 2 dustpans, 2 ping-pong balls

### PREP:

Print the printable pages on cardstock and cut out (2 sets). Tape the cards to the floor in a staggered row (in order but not a straight path). Create two rows of the verse, one on each side of your space with a dustpan set up at the end of each row.

### ADAPTATION FOR DIFFERENT LEARNERS:

Pair kids with physical limitations with a buddy to help them during their turn.

### INSTRUCTIONS:

1. *Lead kids to find John 14:26a in their Bibles. Read the verse aloud together.*
2. **Discuss:** What are some things the Holy Spirit teaches us?
3. **Discuss:** One of the ways the Holy Spirit teaches us is by convicting us of our sin. What does that mean?
4. **Say:** The Holy Spirit shows us when we have disobeyed God so we can confess it to Him.
5. **Read:** 1 John 1:9.
6. **Say:** What happens after we are convicted of our sin and confess it?
7. **Discuss:** In our story, who was convicted of their sin? What happened?
8. **Discuss:** Why does the Holy Spirit convict us?
9. **Say:** Because God loves us so much, the Holy Spirit helps us realize when we've sinned so we can repent and have a right relationship with God.
10. **Say:** Let's practice our verse!
11. *Divide kids into two teams. Line up each team behind a set of verse cards. The first person in line will use the broom to sweep a ping-pong ball to each word of the verse in order. As the ball passes over a word, they will say the word out loud. When they reach the dustpan, they will sweep the ball into it to score a goal.*
12. *Once a goal has been scored, they will hand the broom and ball to the next kid in line. Then the next kid will repeat the process. The first team to have all members score a goal wins!*
13. *Start the game and cheer on the kids. After both teams are finished, repeat the verse together again.*

### ACTIVITY WRAP-UP:

Praise God for the good news of His great love for us. He loves us so much, He convicts us of sin so we can turn back to Him!



## Discipleship DISCUSSION

### HOW CAN I KNOW THIS IS TRUE?

**Discuss:** Have you been to a cemetery or seen a gravestone? What was that like?

**Say:** Peter doesn't have a gravestone because no one is sure where he was buried. Some people think he was buried in Jerusalem because there's a tomb with a similar name, but Peter was a common name back then. Others believe Peter was buried in Rome, where his bones might be. But what matters most is what Peter left behind. He spent his life telling people to turn to God and follow Jesus, even when things were tough. He also wrote letters to help churches stay strong in hard times. Even without a gravestone, Peter's memory lives on in his message to love and follow Jesus.

### BUT WHAT ABOUT . . . GHOSTS AND OTHER SPIRITS?

**Discuss:** Why do you think some people believe in ghosts?

**Discuss:** What does the Bible say about this?

**Say:** Hebrews 9:27 says: *Just as it is appointed for man to die once, and after that comes judgment.* After dying, people don't come back to Earth as something else and they don't haunt others. The Bible also teaches us that there is a spiritual realm with angels, who are messengers of God, and demons, who are enemies of God. When spirits or ghosts are mentioned in the Bible, they are not of God. However, the Holy Spirit is so much greater than all these things. He is not spooky. He is God. God's Spirit is powerful and real. The Holy Spirit lives in us when we trust in Jesus to forgive our sins. Because of the Holy Spirit, we can feel calm and comforted even when we are scared or sad. God sends us the Holy Spirit so that we don't have to feel alone or afraid of the future.



## FEELING IT

### SUPPLIES:

Bibles, printable page, scissors

### PREP:

Print the printable page and cut out.

### ADAPTATION FOR DIFFERENT LEARNERS:

Allow kids who have difficulty speaking in front of a large group be their group's "director." They can read their card and start their group's skit by saying "Action!"

### INSTRUCTIONS:

1. **Discuss:** What is the job of the Holy Spirit?
2. **Say:** The Holy Spirit convicts us of our sin so we can be in a right relationship with God.
3. *Select volunteers to read John 16:8 and 2 Peter 3:9.*
4. **Say:** The Holy Spirit convicts us because God loves us too much to leave us in our sin. He gives us a way out and wants us to come to Him.
5. *Divide kids into four groups and give each group a skit card. Give kids time to plan how they will act out the scene. Have each group act out their scene for everyone.*
6. **Discuss:** What would you do if you didn't get caught but were convicted about the sin you committed?
7. **Discuss:** What can we do when we feel convicted about sin?
8. **Say:** We can confess our sin to God, seek His forgiveness and choose to live His way.
9. **Discuss:** In our skits, what would it look like to seek God's forgiveness and choose to live His way?
10. *Select a volunteer to read 2 Corinthians 7:10.*
11. **Say:** Feeling convicted about your sin is the godly grief this verse is talking about. It isn't feeling bad for doing wrong and feeling hopeless. It's a grief over sin that leads to repentance, a turning away from sin and seeking to live God's way.
12. **Discuss:** Why do you think this is important?
13. **Discuss:** How should these truths change the way we live?



### ACTIVITY WRAP-UP:

God is so faithful to forgive us of our sins when we confess them to Him. Let's pray and ask God to help us seek to live His way.





# Wrap-Up



## WHAT DOES THIS MEAN FOR MY LIFE?

**Say:** We are going to take a few minutes to think about what we have learned today about Jesus. God wants us to love Him even more as we learn more about who He is.

*Pass out the Take-Home page. Instruct kids to think about what they've learned about God today and draw/write an answer to "What does this mean for my life?"*

## CHOOSE YOUR CHALLENGE.

**Say:** We want to respond to God and remember what He has taught us today. We also want to use what He's taught us during the coming week. As we become more like Jesus, our lives change!

*Read the challenges from the Take-Home page aloud. Ask kids to mark which one they want to choose for this week.*



## SAY GOODBYE!

Tell kids goodbye and thank them for being a part of your group.

*As kids wait to be picked up, encourage them to complete the activities on the back of the Take-Home page. As kids work, ask relationship-building questions, such as, "What are you looking forward to this week?" or "What do you do for fun?"*

*As parents arrive at pickup, look for opportunities to connect with them, pointing out the Take-Home page their kid is bringing home.*

### SUPPLIES:

Take-Home page, writing utensils

### PREP:

Print the printable page (1 per kid).



## PRAYER

God, thank You for the example of Peter. May we share the same boldness and excitement in sharing the Gospel. Help us to be quick to confess our sin and eager to seek to live Your way. Amen.

## Extra Time?

- Work on Books of the Bible
- Work on Memory Verse
  - **ERASE A WORD:** Write on a white board, erasing one word at a time after the class repeats the verse out loud to you.
  - **BEAN BAG:** Have children toss a bean bag to each other and when they catch the bean bag they say the next word in the verse
  - **POPCORN:** Have children sit in a circle and jump up in turn and say the next word of the verse, sitting down quickly after saying their word
  - **HAND MOTIONS:** Either you or the kids make up hand motions to key words or phrases of the verse. Practice and then have a competition between boys and girls.

**Greet parents at the door. Make sure you match their security tag with Attendance Book. Have them initial Attendance Book (their security tag and child's nametag can be given to Welcome Desk for nametag ball.)**

**Hand each parent:**

- Any craft/activity page

### **BEFORE YOU LEAVE:**

#### **After 10:00 Services:**

- Erase whiteboard.
- Place Prayer Journal and Curriculum book in supply tub.
- Return Prayer Sheet, KidMin Team Member Report (if needed) and Attendance Book to Welcome Desk

#### **After 11:45 Services:**

- Erase whiteboard.
- Make sure chairs are stacked (kids can do this)
- Turn off TV by:
  - Close PowerPoint
  - Power off computer
  - Turn off TV
- Put everything away – all tables should be completely empty
- Place Prayer Journal and Curriculum book in supply tub.
- Return Prayer Sheet, KidMin Team Member Report (if needed) and Attendance Book to Welcome Desk
- Take supply tub to Resource Room



## TABITHA IS RAISED FROM THE DEAD

**BIBLE PASSAGE:** Acts 9:36–43

**FOCUS VERSES:** John 14:16-17, 1 Corinthians 12:4-6, Galatians 5:22-23

**Summary:** A woman named Tabitha, whose Greek name was Dorcas, lived in the town of Joppa and worked as a seamstress making tunics and other clothing. She was known for helping others. Tabitha became sick and died. Peter was traveling nearby. The people asked him to come quickly. Peter prayed for Tabitha, and she came back to life! Many people believed in the Lord because of this miracle.



### MONTHLY

### Memory Verse

*But the Helper, the Holy Spirit, whom the Father will send in My name, He will teach you all things.*

**(JOHN 14:26A)**

**BRITE**  *Idea*

**The Holy Spirit works in us and through us.**

HE

**WHERE IS THE HOLY SPIRIT?**  
The Spirit has always lived in community with God and Jesus. Because He is God, He is omnipresent and at the same time He dwells inside of every believer.

WE

**HOW DOES GOD WORK THROUGH US?**  
The Holy Spirit equips us with special gifts and talents so we can respond to opportunities to show His love to others.

ME

**WHAT DOES THIS MEAN FOR MY LIFE?**  
Kids will be given the opportunity to reflect on the truth they learned about God and respond accordingly.

*Pray for each regular attendee by name. Pray for those who might visit your group for the first time. Pray specifically for kids who are typically overlooked by others. Pray that they would be made to feel special and valued. Also pray for kids who are typically doing the “overlooking.” Ask God to show them other kids who need to feel valued. Pray that these kids would work to make others feel included and special.*

## Before Kids Arrive

- Go through your supply tub and make sure you have all the supplies you need for the morning. (we do sometimes make mistakes 😊)

## Arrival

Kids will be with their parents for worship and be dismissed to meet you in the Bridge Kids Lobby. During the kids blessing, come to the Bridge Kids Lobby and get your Attendance Book.

Welcome kids and verify you have all kids listed in the book (and that all kids ARE listed in the book. Any kids not listed will need to be checked in by the Welcome Desk).

## Big Group

When prompted, take your group to the Big Group Room. If any brought their Bibles, have them place their names on the slips of paper and place in the proper container.

**Please sit with your few and help them be good listeners.**

## After Big Group

Welcome the kids to your group.

Ask: What was the best part of your week? What was the worst part of your week?

Ask: How did God use those experiences to grow you as a disciple of Jesus?

Ask: How can I pray for you (write them on the journal page).

Start With Prayer Requests – this builds relationship.

You will pray at the end of the service



# Leader TRAINING

## LEADER TRAINING TOPIC: DISRESPECT

“I don’t want to do that, and you can’t make me!” Have you ever been shocked by how a kid responded to you? You are not alone! Disrespect seems to be a common problem in kidmin, and it is difficult knowing how to best respond.

- **Don’t take it personally.** Some adults interpret disrespect as a direct attack or insult toward them. That is generally not the case.
- **Understand that it often isn’t intentional.** Kids often parrot what they hear on TV, social media, or even from their friends or at home. Explain why what they said was not okay. Use it as a teachable moment.
- **Set an example.** Adults must set an example by speaking respectfully to students and other adults. Model speaking with much kindness and grace. Set high expectations for how kids speak to each other, treating others like God wants us to. Show much grace. Respect is countercultural and is a learning process for many kids.

### ELEMENTARY GLOSSARY

**Dwell:** to be fully present in a place or with a person

**Equip:** to supply with what is needed

**Holy Spirit:** third Person of the Trinity; He is the Helper for followers of Jesus

**Omnipresent:** being everywhere all the time

## NAVIGATING A BROKEN WORLD: UNKIND CHRISTIANS

In a recent survey, nearly one-third of non-Christians reported they felt Christians do not at all represent the values and teachings of Jesus.\* Kids experience this when adult believers they trust or look up to behave in unloving ways, especially toward others. Kids in your group may have relatives or other adults in their world who say one thing about following Jesus but speak or act unkindly. Add onto this a culture that generally looks unfavorably upon Christian beliefs, and kids may be confused. In this lesson, kids will learn the Holy Spirit works through believers. The hard reality is that some people don’t yield to the Holy Spirit’s work of sanctification, His work to make us more like Jesus. Some people who claim to follow Jesus are not genuine. Help kids see that our faith can’t be dependent on other people. Jesus is always consistently kind, loving and true.

\*For more resources on this topic, check out: <https://pin.it/6DpcOzF6D>

# Small Group ROADMAP

**1** **BELONG**  
(10 MINUTES)  
*Goal: For kids to experience God's love through a welcoming community*

**THROUGH THE HOOP**  
**SUPPLIES:** Hula Hoop

**OR**

**HELPING HANDS**  
**SUPPLIES:** Water, cup (1 per kid), straw (1 per kid), paper towels, table

**2** **BELIEVE**  
(10 MINUTES)  
*Goal: For kids to discover who God is by engaging with the Bible*

**SEND IT**  
**SUPPLIES:** Bibles, printable pages, scissors, 18 envelopes

**OR**

**FIND YOUR MATCH**  
**SUPPLIES:** Bibles, printable pages, scissors


**3**  **DISCIPLESHIP DISCUSSION**  
(10 MINUTES)  
*Goal: To engage kids in faith conversations that help them navigate a broken world with biblical wisdom*

**4** **BECOME**  
(10 MINUTES)  
*Goal: For kids to learn to follow Jesus by applying faith to their lives*

**TALENT SHOW**  
**SUPPLIES:** Bible

**OR**

**LETTERS OF PRAISE**  
**SUPPLIES:** Bible, printable page, writing utensils

**5**  **SMALL GROUP WRAP-UP**  
(5 MINUTES)  
**SUPPLIES:** Take-Home page, writing utensils



## SEND IT

### SUPPLIES:

Bibles, printable pages, scissors,  
18 envelopes

### PREP:

Print the printable pages and cut out (2 sets of memory verse cards). Place each card from the printable pages in an envelope and seal it. Keep each set of envelopes separate and mix up the envelopes so the verse is out of order.

### INSTRUCTIONS:

1. *Lead kids to find John 14:26a in their Bibles. Read the verse aloud together.*
2. **Discuss:** In our story, what did the Holy Spirit teach Peter?
3. **Say:** We are learning that the Holy Spirit works in and through us.
4. **Discuss:** What are some ways the Holy Spirit works in and through us?
5. **Read:** John 14:26a.
6. **Discuss:** What does this verse teach us about God?
7. **Say:** Let's play a fun game to help us remember our verse!
8. *Divide kids into two teams.*
9. **Say:** I have your Bible verse in these envelopes. It's a little jumbled so you will work with your group to open the envelopes, read the words on the card inside and put the verse in order.
10. *Give each team a set of envelopes.*
11. *Allow them to open their envelopes and put the verse together.*
12. **Say:** Good work putting your verse in order!
13. **Discuss:** In our game, where was your Bible verse?
14. **Discuss:** Where is the Holy Spirit?
15. **Say:** The Spirit has always lived in community with God and Jesus. Because He is God, He is present everywhere, and at the same time, He lives inside every believer.
16. **Discuss:** Why is this good news?



### ACTIVITY WRAP-UP:

We never have to wonder where the Holy Spirit is. He is in all places at all times and lives inside every believer!



## Discipleship DISCUSSION

### HOW CAN I KNOW THIS IS TRUE?

**Discuss:** What do you think would be the smelliest job?

**Say:** A long time ago, tanners made leather from animal skins, but they used smelly things to do it! Because of the bad smell, tanners worked far from town near the water. In Jewish society, people didn't think much of tanners, and they couldn't join big festivals or teach. Some women were even allowed to leave their husbands if they were tanners. But when Peter went to Joppa, he stayed with a tanner! This shows that Jesus' love is for everyone, no matter what they do or how they smell.

### BUT WHAT ABOUT . . . UNKIND CHRISTIANS?

**Discuss:** Have you ever been around someone who says they are a Christian but isn't very nice? How did you feel about that?

**Discuss:** Why would someone who says they are a Christian not act like it?

**Discuss:** What does God have to say about that?

**Say:** You may have heard someone say they don't like how Christians act. Some people don't want to know about Jesus because they have met people who say they are believers but are not very kind. That can be really confusing. How can that be true if the Holy Spirit is working in and through believers? Some people might be great church attenders, but they don't really have a relationship with Jesus. Some people have been hurt and end up hurting others. Maybe some people don't truly allow the Holy Spirit to work in them and change them. Romans 3:23 reminds us that all people fall short of living the perfect life God wants us to—no matter how much we love God. People will sometimes let us down, but Jesus never will. When our faith is based on Him and not on people, we may be disappointed by people's actions, but our belief in Jesus won't be shaken.





# LETTERS OF PRAISE

**SUPPLIES:**

Bible, printable page, writing utensils

**PREP:**

Print the printable page (1 per kid).

**INSTRUCTIONS:**

1. **Discuss:** How does God work through us?
2. **Say:** The Holy Spirit gives us special gifts and talents so we can show His love to others.
3. **Read:** 1 Corinthians 12:4–6.
4. **Discuss:** What types of special gifts and talents has God given you?
5. **Discuss:** How do you think you could use those gifts and talents to show God’s love to others?
6. **Say:** We can use our talents at school, home, church, after-school practices or anywhere we go.
7. **Say:** We are learning that the Holy Spirit works in and through us. We can use the gifts and talents He has given us to honor Him and show His love to those around us.
8. **Say:** Let’s take a few minutes to thank God for the talents He has given us. He can use our talents to work through us.
9. *Pass out supplies.*
10. **Say:** Take some time to write your prayers in the blanks provided.
11. *Give kids time to fill in the blanks and ask them to silently pray their letters of praise to God.*
12. **Say:** We can use our gifts and talents to share God’s love with others!
13. **Discuss:** How can you show God’s love to others this week through your gifts and talents?



**ACTIVITY WRAP-UP:**

*End your time in prayer, praising God for the way He works in and through us. Pray also that God would be honored as the kids use their gifts and talents to show others love this week.*



# Wrap-Up



## WHAT DOES THIS MEAN FOR MY LIFE?

**Say:** We are going to take a few minutes to think about what we have learned today about Jesus. God wants us to love Him even more as we learn more about who He is.

*Pass out the Take-Home page. Instruct kids to think about what they've learned about God today and draw/write an answer to "What does this mean for my life?"*

## CHOOSE YOUR CHALLENGE.

**Say:** We want to respond to God and remember what He has taught us today. We also want to use what He's taught us during the coming week. As we become more like Jesus, our lives change!

*Read the challenges from the Take-Home page aloud. Ask kids to mark which one they want to choose for this week.*



## SAY GOODBYE!

Tell kids goodbye and thank them for being a part of your group.

*As kids wait to be picked up, encourage them to complete the activities on the back of the Take-Home page. As kids work, ask relationship-building questions, such as, "What are you looking forward to this week?" or "What do you do for fun?"*

*As parents arrive at pickup, look for opportunities to connect with them, pointing out the Take-Home page their kid is bringing home.*

### SUPPLIES:

Take-Home page, writing utensils

### PREP:

Print the printable page (1 per kid).



## PRAYER

God, thank You for the ways the Holy Spirit works in and through us. Help us see the gifts and talents You have given us as opportunities to honor You and serve those around us. Amen.

## Extra Time?

- Work on Books of the Bible
- Work on Memory Verse
  - **ERASE A WORD:** Write on a white board, erasing one word at a time after the class repeats the verse out loud to you.
  - **BEAN BAG:** Have children toss a bean bag to each other and when they catch the bean bag they say the next word in the verse
  - **POPCORN:** Have children sit in a circle and jump up in turn and say the next word of the verse, sitting down quickly after saying their word
  - **HAND MOTIONS:** Either you or the kids make up hand motions to key words or phrases of the verse. Practice and then have a competition between boys and girls.

**Greet parents at the door. Make sure you match their security tag with Attendance Book. Have them initial Attendance Book (their security tag and child's nametag can be given to Welcome Desk for nametag ball.)**

**Hand each parent:**

- Any craft/activity page

### **BEFORE YOU LEAVE:**

#### **After 10:00 Services:**

- Erase whiteboard.
- Place Prayer Journal and Curriculum book in supply tub.
- Return Prayer Sheet, KidMin Team Member Report (if needed) and Attendance Book to Welcome Desk

#### **After 11:45 Services:**

- Erase whiteboard.
- Make sure chairs are stacked (kids can do this)
- Turn off TV by:
  - Close PowerPoint
  - Power off computer
  - Turn off TV
- Put everything away – all tables should be completely empty
- Place Prayer Journal and Curriculum book in supply tub.
- Return Prayer Sheet, KidMin Team Member Report (if needed) and Attendance Book to Welcome Desk
- Take supply tub to Resource Room



## PETER AND CORNELIUS

**BIBLE PASSAGE:** Acts 10

**FOCUS VERSES:** 1 Corinthians 2:10-11, John 16:13-14,  
Romans 8:26, Isaiah 30:21

**Summary:** Cornelius had a vision in which an angel commanded him to bring Simon Peter to his house. The next day, Peter had a vision that was repeated three times. While wondering what it meant, Cornelius's men arrived and Peter went with them. Peter told Cornelius how it was unlawful for a Jewish person to associate with gentiles, but God had shown him not to call any person unclean. Then Peter shared the Gospel. All who heard him believed in Jesus.



MONTHLY

### Memory Verse

*But the Helper, the Holy Spirit, whom the Father will send in My name, He will teach you all things.*

**(JOHN 14:26A)**

**BRITE**  **Idea**

**The Holy Spirit leads us.**

**HE**

**WHAT DOES THE HOLY SPIRIT KNOW?**  
Because He is God, the Holy Spirit is omniscient. He knows everything including the deep thoughts of God.

**WE**

**HOW CAN WE KNOW WHAT GOD WANTS US TO DO?**  
There are many ways the Holy Spirit guides us today. He guides us to truth as we read God's Word and pray, helping us understand who God is, how much He loves us, and what He wants us to do.

**ME**

**WHAT DOES THIS MEAN FOR MY LIFE?**  
Kids will be given the opportunity to reflect on the truth they learned about God and respond accordingly.

*Pray for each regular attendee by name. Pray for those who might visit your group for the first time. Pray specifically for kids who are typically overlooked by others. Pray that they would be made to feel special and valued. Also pray for kids who are typically doing the “overlooking.” Ask God to show them other kids who need to feel valued. Pray that these kids would work to make others feel included and special.*

## Before Kids Arrive

- Go through your supply tub and make sure you have all the supplies you need for the morning. (we do sometimes make mistakes 😊 )

## Arrival

Kids will be with their parents for worship and be dismissed to meet you in the Bridge Kids Lobby. During the kids blessing, come to the Bridge Kids Lobby and get your Attendance Book.

Welcome kids and verify you have all kids listed in the book (and that all kids ARE listed in the book. Any kids not listed will need to be checked in by the Welcome Desk).

## Big Group

When prompted, take your group to the Big Group Room. If any brought their Bibles, have them place their names on the slips of paper and place in the proper container.

**Please sit with your few and help them be good listeners.**

## After Big Group

Welcome the kids to your group.

Ask: What was the best part of your week? What was the worst part of your week?

Ask: How did God use those experiences to grow you as a disciple of Jesus?

Ask: How can I pray for you (write them on the journal page).

Start With Prayer Requests – this builds relationship.

You will pray at the end of the service



# Leader TRAINING

## LEADER TRAINING TOPIC: INAPPROPRIATE LANGUAGE

One of the messiest parts of working with kids is you never quite know what is going to come out of their mouths. Sometimes it is a slip up, sometimes the younger ones are trying out a word and, unfortunately, sometimes inappropriate language is a lifestyle for some kids.

- **Don't overreact.** Sometimes kids use inappropriate language to get attention or to seek a shocked reaction. Address the behavior, but don't give them a dramatic reaction.
- **Give the benefit of the doubt—once.** Some kids may truly not know what language is appropriate. Say calmly and clearly, "We don't use that word here."
- **Remove if necessary.** You don't want kids going home and sharing the new, colorful words they learned in your group! If inappropriate language continues, remove the kid from the group and use the time as a discipleship opportunity to discuss Jesus' forgiveness and how we can honor each other with words.

### ELEMENTARY GLOSSARY

**Holy Spirit:** third Person of the Trinity; He is the Helper for followers of Jesus

**Omniscient:** all-knowing

### NAVIGATING A BROKEN WORLD: WILL EVERYONE GO TO HEAVEN?

A Barna research survey found that 25 percent of born-again Christians agree that all people will eventually be saved or accepted by God.\* This belief is called universalism and is prevalent in our culture. While it is very true that God cares about all people and desires for them to be saved (1 Timothy 2:4), only those who have trusted in Jesus as Savior will have eternal life (John 14:6). As you guide the kids in your group, you can assure them God loves all people. Everyone has the

opportunity to believe in Jesus and be saved. But also reinforce that salvation is not a universal right. Anyone can be saved, but we are only saved by trusting in Jesus.

\*For more resources on this topic, check out: <https://pin.it/Vgs9Q0pwA>

# Small Group ROADMAP

**1 BELONG**  
(10 MINUTES)

*Goal: For kids to experience God's love through a welcoming community*

**REPEAT AFTER ME**  
**SUPPLIES:** None

**OR**

**ARE YOU FOLLOWING ME?**  
**SUPPLIES:** 10 plastic cups, painter's tape, timer, blindfold (1 per 2 kids)

**2 BELIEVE**  
(10 MINUTES)

*Goal: For kids to discover who God is by engaging with the Bible*

**FOLLOW THE PATH**  
**SUPPLIES:** Bibles, 60 pieces of paper, writing utensils

**OR**

**POP QUIZ**  
**SUPPLIES:** Bibles, printable page

**3**  **DISCIPLESHIP DISCUSSION**  
(10 MINUTES)

*Goal: To engage kids in faith conversations that help them navigate a broken world with biblical wisdom*


**4 BECOME**  
(10 MINUTES)

*Goal: For kids to learn to follow Jesus by applying faith to their lives*

**PRAYER MAP**  
**SUPPLIES:** Bible, printable page, writing utensils, coloring supplies

**OR**

**CARTOON SITUATION**  
**SUPPLIES:** Bibles, printable page, coloring supplies

**5**  **SMALL GROUP WRAP-UP**  
(5 MINUTES)

**SUPPLIES:** Take-Home page, writing utensils



# FOLLOW THE PATH

**SUPPLIES:**

Bibles, 60 pieces of paper, writing utensils

**PREP:**

None

**ADAPTATION FOR DIFFERENT LEARNERS:**

Give kids with physical limitations a buddy who can guide them through the path or hop in their place while they say the words aloud.

**INSTRUCTIONS:**

1. *Lead kids to find John 14:26a in their Bibles. Read the verse aloud together.*
2. **Discuss:** What does Jesus tell us about the Holy Spirit in this verse?
3. **Say:** We are learning that the Holy Spirit leads us!
4. **Discuss:** What does the Holy Spirit know?
5. **Say:** Because He is God, the Holy Spirit is omniscient. That means that He knows everything, including the deep thoughts of God.
6. **Read:** 1 Corinthians 2:10–11.
7. **Discuss:** What does this teach us about God?
8. **Say:** Let's keep practicing our verse!
9. *Recite the memory verse together.*
10. *Divide the kids into three groups. Give each group 20 pieces of paper, a Bible and writing utensils.*
11. **Say:** Work with your group to write one word of the verse in big letters on each piece of paper. Then mix all the pages and flip them over.
12. *Give groups time to work on writing their verse.*
13. **Say:** Take your word pages and lay them out, face-up and in order, to make a path.
14. *Once the groups have created their paths, have them hop or jump along their path, one by one, while reciting the verse.*
15. **Say:** How amazing is it that the same God who sent His Holy Spirit to help Peter and Cornelius two thousand years ago also helps us today?!



**ACTIVITY WRAP-UP:**

The Holy Spirit knows everything. Our verse reminds us that the Holy Spirit not only leads us, but He also teaches us. He will lead us on the right path and teach us in God's truth and His ways.





## Discipleship DISCUSSION

### HOW CAN I KNOW THIS IS TRUE?

**Discuss:** How do you envision what Roman soldiers looked like?

**Say:** In ancient Rome, a centurion was a strong leader in the army who would guide 80 soldiers. You could spot him by his special helmet with a red tuft on top. He trained his men for battle and led them bravely. Centurions earned awards, medals, and higher pay, but they had to worship the Roman Emperor. Roman soldiers were often feared by the Jewish people because they were sometimes harsh. However, Cornelius was different—he believed in the God of the Bible instead of worshipping the Emperor. He became famous for his faith in Jesus, and Peter was glad he listened to God’s guidance.

**Read Romans 1:16 directly from the Bible:** *For I am not ashamed of the gospel, for it is the power of God for salvation to everyone who believes, to the Jew first and also to the Greek.*

### BUT WHAT ABOUT . . . WILL EVERYONE GO TO HEAVEN?

**Discuss:** Do you think everyone in the world will go to heaven? Why or why not?

**Discuss:** What do you see in movies or shows about who gets to go to heaven?

**Discuss:** What does the Bible say about that?

**Say:** You may have heard something like, “God loves all people, so God will save all people one day no matter what.” God indeed loves all people, but Romans 3:23 reminds us that everyone has sinned. Sin separates us from God and breaks our relationship with Him. For us to be in a right relationship with Him again, there needed to be a way for our sins to be forgiven and our guilt before God to be removed. Jesus made a way for all people to be saved when He died on the cross and rose again. All people can be saved, but Jesus doesn’t force anyone to believe in Him. We are all given a choice. First Timothy 2:4 tells us that God wants all people to be saved, but John 3:36 also tells us that “Whoever believes in the Son has eternal life.” A person is saved only through trusting in Jesus for the forgiveness of their sins, so it is important that we share this great news with everyone we know!



# CARTOON SITUATION

### SUPPLIES:

Bibles, printable page, coloring supplies

### PREP:

Print the printable page (1 per kid).

### ADAPTATION FOR DIFFERENT LEARNERS:

Have 2-3 scenarios written out for kids who need help with brainstorming. They can draw the pictures to match.

### INSTRUCTIONS:

1. **Say:** We are learning that the Holy Spirit leads us.
2. *Lead kids to find Isaiah 30:21 in their Bibles. Read the verse aloud together.*
3. *Lead kids to find John 16:13-14 in their Bibles. Read the verse aloud together.*
4. **Discuss:** What will the Spirit guide us into?
5. **Discuss:** What is God's truth?
6. **Discuss:** How can we know what God wants us to do?
7. **Say:** There are many ways the Holy Spirit guides us today. He guides us to truth as we read God's Word and pray, helping us understand who God is, how much He loves us and what He wants us to do.
8. **Say:** Let's think about ways we can do what God wants us to this week.
9. *Pass out a printable page and coloring supplies to everyone.*
10. *Explain that a comic strip is a sequence of drawings in boxes that tell a story.*
11. **Say:** Create your own comic strip story by drawing a real-life example of how you can be led by the Holy Spirit this week. Think of places you go and people you see each week. How can you help people see how much God loves them? How can you be led by God's Word and in prayer for them?
12. *Give kids time to create their cartoons.*
13. **Discuss:** What did God want Peter and Cornelius to do?
14. **Discuss:** What should you do when you don't know what God wants you to do?
15. **Discuss:** How can you use what you learned today throughout the week?



### ACTIVITY WRAP-UP:

*End your time by praying for the group. Pray that the Spirit guides them this week in truth and in prayer. Pray that God would use them as they obey Him and love those around them.*



# Wrap-Up



## WHAT DOES THIS MEAN FOR MY LIFE?

**Say:** We are going to take a few minutes to think about what we have learned today about Jesus. God wants us to love Him even more as we learn more about who He is.

*Pass out the Take-Home page. Instruct kids to think about what they've learned about God today and draw/write an answer to "What does this mean for my life?"*

## CHOOSE YOUR CHALLENGE.

**Say:** We want to respond to God and remember what He has taught us today. We also want to use what He's taught us during the coming week. As we become more like Jesus, our lives change!

*Read the challenges from the Take-Home page aloud. Ask kids to mark which one they want to choose for this week.*



## SAY GOODBYE!

Tell kids goodbye and thank them for being a part of your group.

*As kids wait to be picked up, encourage them to complete the activities on the back of the Take-Home page. As kids work, ask relationship-building questions, such as, "What are you looking forward to this week?" or "What do you do for fun?"*

*As parents arrive at pickup, look for opportunities to connect with them, pointing out the Take-Home page their kid is bringing home.*

### SUPPLIES:

Take-Home page, writing utensils

### PREP:

Print the printable page (1 per kid).



## PRAYER

God, thank You for the ways You lead us!  
Thank You for being wherever we go. Help us to stay in Your Word and seek to live in Your ways. Guide us in the way of Your truth. Amen.

## Extra Time?

- Work on Books of the Bible
- Work on Memory Verse
  - **ERASE A WORD:** Write on a white board, erasing one word at a time after the class repeats the verse out loud to you.
  - **BEAN BAG:** Have children toss a bean bag to each other and when they catch the bean bag they say the next word in the verse
  - **POPCORN:** Have children sit in a circle and jump up in turn and say the next word of the verse, sitting down quickly after saying their word
  - **HAND MOTIONS:** Either you or the kids make up hand motions to key words or phrases of the verse. Practice and then have a competition between boys and girls.

**Greet parents at the door. Make sure you match their security tag with Attendance Book. Have them initial Attendance Book (their security tag and child's nametag can be given to Welcome Desk for nametag ball.)**

**Hand each parent:**

- Any craft/activity page

### **BEFORE YOU LEAVE:**

#### **After 10:00 Services:**

- Erase whiteboard.
- Place Prayer Journal and Curriculum book in supply tub.
- Return Prayer Sheet, KidMin Team Member Report (if needed) and Attendance Book to Welcome Desk

#### **After 11:45 Services:**

- Erase whiteboard.
- Make sure chairs are stacked (kids can do this)
- Turn off TV by:
  - Close PowerPoint
  - Power off computer
  - Turn off TV
- Put everything away – all tables should be completely empty
- Place Prayer Journal and Curriculum book in supply tub.
- Return Prayer Sheet, KidMin Team Member Report (if needed) and Attendance Book to Welcome Desk
- Take supply tub to Resource Room