

Gal 3-5

brite*
OLDER
SMALL GROUP

Elementary

JUNE 7



FRUIT OF THE SPIRIT

BIBLE PASSAGE: Galatians 5:13-26

FOCUS VERSES: 1 Peter 2:22; Ephesians 5:1-2; John 13:15; Philippians 1:27

Summary: God sent Paul on missionary journeys. As Paul traveled, he told people about Jesus and started churches. He wrote letters to those churches, which now form part of the New Testament. Paul wrote to the Galatians and told them to live by the Spirit, not by the flesh. He shared with them that the fruit of the Spirit working in their lives was love, joy, peace, patience, kindness, goodness, faithfulness, gentleness and self-control. We can only truly live like God wants us to by letting the Holy Spirit help us.



MONTHLY *Memory Verse*

May God equip you with everything good that you may do His will, working in us that which is pleasing in His sight, through Jesus Christ.

(HEBREWS 13:21A)

BRITE  *Idea*

The Holy Spirit helps us live like Jesus.

HE

WHO PERFECTLY DEMONSTRATES THE FRUIT OF THE SPIRIT?

Jesus is the perfect example of love, joy, peace, patience, kindness, goodness, faithfulness, gentleness, and self-control.

WE

HOW DO WE LIVE LIKE JESUS?

We can't live like Jesus by our own effort. We walk in the Spirit, allowing Him to change us and following His lead.

ME

HOW IS GOD INVITING ME TO RESPOND?

Kids will be given the opportunity to reflect on the truth they learned about God and respond accordingly.

Pray for each regular attendee by name. Pray for those who might visit your group for the first time. Pray specifically for kids who are typically overlooked by others. Pray that they would be made to feel special and valued. Also pray for kids who are typically doing the “overlooking.” Ask God to show them other kids who need to feel valued. Pray that these kids would work to make others feel included and special.

Before Kids Arrive

- Go through your supply tub and make sure you have all the supplies you need for the morning. (we do sometimes make mistakes 😊)

Arrival

Kids will be with their parents for worship and be dismissed to meet you in the Bridge Kids Lobby. During the kids blessing, come to the Bridge Kids Lobby and get your Attendance Book.

Welcome kids and verify you have all kids listed in the book (and that all kids ARE listed in the book. Any kids not listed will need to be checked in by the Welcome Desk).

Big Group

When prompted, take your group to the Big Group Room. If any brought their Bibles, have them place their names on the slips of paper and place in the proper container.

Please sit with your few and help them be good listeners.

After Big Group

Welcome the kids to your group.

Ask: What was the best part of your week? What was the worst part of your week?

Ask: How did God use those experiences to grow you as a disciple of Jesus?

Ask: How can I pray for you (write them on the journal page).

Start With Prayer Requests – this builds relationship.

You will pray at the end of the service



Leader TRAINING



LEADER TRAINING TOPIC: FRIEND DRAMA

Last week Monique and Latisha were best friends. This week Latisha won't even sit by her. The drama is real, and it can quickly escalate within your group. What can you do to turn friend drama into discipleship moments?

- **Don't let it dominate the group.** If a disagreement between friends disrupts the group, have a volunteer take them to the side to discuss and try to work it out biblically.
- **Don't act like it is not a big deal, but don't add to the drama.** Kids' arguments may be over silly things, but they are incredibly important to the kids involved. On the flip side, sometimes adults make things worse by not letting kids just work it out and move on.
- **Don't take sides.** Your role isn't to be the judge. Your role is to help them think through how to handle the situation biblically. Discuss Matthew 5 and 18 and the importance of going to the person and talking out the issues.

NAVIGATING A BROKEN WORLD: MANIFESTING

In a 2022 survey, nearly one third of American adults indicated that they believe in "manifesting" or the law of attraction.* According to gotquestions.com, manifesting can be defined as "the practice of bringing something into reality through focused thoughts, beliefs, and visualizations." This practice has been made very popular for younger generations through social media, especially TikTok. Kids in your group may believe if they focus on something enough or journal about something in a certain way or think about something at certain times of the day, what they want will happen. In today's lesson, kids will learn that we can grow to be like Jesus through the power of the Holy Spirit. He changes us and directs our lives. If you hear comments from kids that may refer to manifesting, point them back towards the One who truly shapes our reality and controls our future.

ELEMENTARY GLOSSARY

Fruit of the Spirit: qualities that reflect God's character and the behavior of those living according to God's Spirit

Holy Spirit: third person of the Trinity; He is the Helper for followers of Jesus

*For more resources on this topic, check out: [britecurriculum.com/resources](https://www.britecurriculum.com/resources).

Small Group ROADMAP

1 BELONG
(10 MINUTES)

Goal: For kids to experience God's love through a welcoming community

BEACH BALL BANTER

SUPPLIES: Printable page, inflatable beach ball, permanent marker

OR

LIFESAVER SPAGHETTI

SUPPLIES: Lifesavers® rolls (½ roll per kid), uncooked spaghetti noodles (1 per kid), timer

2 BELIEVE
(10 MINUTES)

Goal: For kids to discover who God is by engaging with the Bible


DON'T HIDE THE FRUIT RELAY

SUPPLIES: Bibles, teaching slide, sticky notes, whiteboard, dry-erase marker, 2 plastic spoons, 2 grapes

OR

SPIRIT-FILLED SCENARIOS

SUPPLIES: Bibles, printable page, scissors, paper bag

3 

DISCIPLESHIP DISCUSSION
(10 MINUTES)

Goal: To engage kids in faith conversations that help them navigate a broken world with biblical wisdom

4 BECOME
(10 MINUTES)

Goal: For kids to learn to follow Jesus by applying faith to their lives


LIVE LIKE JESUS

SUPPLIES: Bibles, Take-Home page, writing supplies, 9 pieces of poster board, painter's tape, coloring supplies

OR

FRUIT OF THE SPIRIT PRAYER

SUPPLIES: Bibles, Take-Home page, writing supplies, printable pages, 10 pipe cleaners, kid scissors (1 per kid), coloring supplies, hole punch

5 

SMALL GROUP WRAP-UP
(5 MINUTES)

SUPPLIES: Take-Home page, writing supplies



DON'T HIDE THE FRUIT RELAY

SUPPLIES:

Bibles, teaching slide, sticky notes, whiteboard, dry-erase marker, 2 plastic spoons, 2 grapes

PREP:

Print or show the Memory Verse teaching slide. Write Hebrews 13:21a on the whiteboard. Cover each word with a sticky note. Prep two sets.

LEADER TIP: If you do not have a whiteboard, use a large piece of construction paper or butcher paper. You can substitute any small item for the grapes.

ADAPTATION FOR DIFFERENT LEARNERS: For kids with mobility needs, allow extra space and time for specialized equipment or buddy them up with a familiar friend to assist.

INSTRUCTIONS:

1. *Lead kids to find Hebrews 13:21a in their Bibles. Read the verse aloud together.*
2. **Say:** Paul encouraged the Galatians to follow Jesus' example by showing the fruit of the Spirit to others.
3. **Discuss:** What makes Jesus the perfect example?
4. *Divide the kids into two teams.*
5. **Say:** Let's see which team can uncover our memory verse the fastest! Each team will get a spoon and a grape. Your job is to get to the other end of our space without dropping the grape and then remove one sticky note from the board. After you take off the sticky note, you will run back to your team and pass the spoon and grape off to the next person on your team.
6. *Start the game and cheer kids on!*
7. *Have kids read the verse together.*
8. **Discuss:** Who perfectly demonstrates the fruit of the Spirit?
9. **Say:** Jesus is the perfect example of love, joy, peace, patience, kindness, goodness, faithfulness, gentleness and self-control.
10. **Discuss:** What are some examples of how Jesus showed this fruit?

ACTIVITY WRAP-UP:

It's not always easy to show the fruit of the Spirit, but Jesus is our perfect example! Thank You, Jesus, for Your perfect example!



Discipleship DISCUSSION

HOW CAN I KNOW THIS IS TRUE?

Discuss: How can you tell what kind of tree it is just by looking at it?

Say: Paul wrote about the fruit of the Spirit in a letter to Christians in Galatia (a real region in modern-day Turkey). Archaeologists have uncovered ruins of cities like Pisidian Antioch and Iconium, which were places Paul visited. Roman milestones still mark the Via Sebaste, a major road built in 6 BC that Paul likely traveled to reach these churches. Early manuscripts of Galatians, like Papyrus 46 (about AD 200), contain these very verses, proving Paul's letter was copied and spread quickly. These discoveries show that Paul's teaching about the Spirit's fruit was written to real people in real places we can still trace today.

Read Galatians 5:22–23 directly from the Bible: *But the fruit of the Spirit is love, joy, peace, patience, kindness, goodness, faithfulness, gentleness, self-control.*

BUT WHAT ABOUT...MANIFESTING?

Discuss: Have you ever heard anyone say that there are ways to "manifest" the life you want?

Discuss: What are some things people might do to try to make what they want come true?

Discuss: What do you think God has to say about that?

Say: You may have heard people say that it is possible to change your life or get what you want by "manifesting" it. Sometimes people think if they just think about something they want enough, or write about it in a journal, or talk about it or imagine it enough, then they can make it happen. We do not have that much control over our lives. Our thoughts, desires, and wishes cannot "create" anything. We are subject to God's decrees and His design for the world around us. Proverbs 19:21 says, *Many are the plans in the mind of a man, but it is the purpose of the Lord that will stand.* While it is good to think positive thoughts and focus on positive things, the most important thing we can focus on is Jesus. When we follow Him, the Holy Spirit changes our lives and makes us into who He wants us to be. We can trust God with the perfect plan He has for our lives.



LIVE LIKE JESUS

SUPPLIES:

Bibles, Take-Home page, writing supplies, 9 pieces of poster board, painter’s tape, coloring supplies

PREP:

Print the Take-Home page (1 per kid). Label each of the nine poster boards with the fruit of Spirit (one word for each page). Hang them around your space at kids’ eye level. Place coloring supplies at each poster.

INSTRUCTIONS:

1. *Lead kids to find Philippians 1:27 in their Bibles. Read the verse aloud together.*
2. **Discuss:** What does it look like to live lives “worthy of the Gospel?”
3. **Say:** Paul wrote to the Galatians to encourage them not to live as the world does but to live with the Holy Spirit leading them.
4. **Discuss:** How do we live like Jesus?
5. **Say:** We can’t live like Jesus by our own effort. We walk in the Spirit, allowing Him to change us and following His lead.
6. **Say:** There are posters around our space with the fruit of the Spirit written on them. Let’s spend some time drawing and writing ways the Holy Spirit can work through us to live like Jesus and show this fruit in our lives.
7. *Give kids time to move freely around your space as they write and draw ideas on each of the posters.*
8. *Bring kids back together as a group and share each of the posters.*
9. **Say:** These are wonderful suggestions on how to show others the love of Jesus. We can try hard to do this on our own, but that’s not what God asks us to do. We can ask the Holy Spirit to help us.



ACTIVITY WRAP-UP:

Today we learned the Holy Spirit helps us live like Jesus. As we learn truths about God, we can respond to Him. We can tell Him our feelings, we can pray or we can decide to do something or change something.

Lead kids to use the “Me Question” box on their Take-Home pages to choose a prompt and draw/write their response. Allow kids to volunteer to share their responses.



Wrap-Up

CHOOSE YOUR Challenge

Say: We want to respond to God and remember what He has taught us today. We also want to use what He’s taught us during the coming week. As we become more like Jesus, our lives change!

Read the challenges from the Take-Home page aloud. Ask kids to mark which one they want to choose for this week.

SUPPLIES:

Take-Home page, writing supplies

PREP:

Print the Take-Home page (1 per kid).



PRAYER

Dear God, thank You for sending us Jesus as the perfect example of what living with the Spirit looks like. Thank You for the gift of the Holy Spirit to help us live like Jesus. Amen.



SAY GOODBYE!

Tell kids goodbye and thank them for being a part of your group.

As kids wait to be picked up, encourage them to complete the activities on the back of the Take-Home page. As kids work, ask relationship-building questions, such as, “What are you looking forward to this week?” or “What do you do for fun?”

As parents arrive at pickup, look for opportunities to connect with them, pointing out the Take-Home page their kid is bringing home.

Extra Time?

- Work on Books of the Bible
- Work on Memory Verse
 - ERASE A WORD: Write on a white board, erasing one word at a time after the class repeats the verse out loud to you.
 - BEAN BAG: Have children toss a bean bag to each other and when they catch the bean bag they say the next word in the verse
 - POPCORN: Have children sit in a circle and jump up in turn and say the next word of the verse, sitting down quickly after saying their word
 - HAND MOTIONS: Either you or the kids make up hand motions to key words or phrases of the verse. Practice and then have a competition between boys and girls.

Greet parents at the door. Make sure you match their security tag with Attendance Book. Have them initial Attendance Book (their security tag and child's nametag can be given to Welcome Desk for nametag ball.)

Hand each parent:

- Any craft/activity page

BEFORE YOU LEAVE:

After 10:00 Services:

- Erase whiteboard.
- Place Prayer Journal and Curriculum book in supply tub.
- Return Prayer Sheet, Blue Report (if needed) and Attendance Book to Welcome Desk

After 11:45 Services:

- Erase whiteboard.
- Make sure chairs are stacked (kids can do this)
- Turn off TV by:
 - Close PowerPoint
 - Power off computer
 - Turn off TV
- Put everything away – all tables should be completely empty
- Place Prayer Journal and Curriculum book in supply tub.
- Return Prayer Sheet, Blue Report (if needed) and Attendance Book to Welcome Desk
- Take supply tub to Resource Room



FAITH

BIBLE PASSAGE: Hebrews 11:1–12:2

FOCUS VERSES: Psalm 147:11; Deuteronomy 10:12–13;
2 John 1:6; James 1:22

Summary: The book of Hebrews emphasizes the importance of faith. Hebrews 11 highlights examples of faith, such as Noah, Abraham, Sarah, Moses and Joshua, who trusted God despite not seeing the outcome. These individuals are called a “great cloud of witnesses,” encouraging believers to trust in God. Hebrews 11:6 stresses that faith is necessary to please God. Salvation comes through faith in Jesus, who makes a right relationship with God possible only through His grace.



MONTHLY Memory Verse

May God equip you with everything good that you may do His will, working in us that which is pleasing in His sight, through Jesus Christ.

(HEBREWS 13:21A)

BRITE  *Idea*
**God helps His
people have faith.**

HE

WHAT PLEASURES GOD?
God is pleased by faith because He loves people and desires a close relationship with them.

WE

HOW CAN WE SHOW OUR FAITH IN GOD?
We show faith in God when we trust and obey Him, no matter the circumstances.

ME

HOW IS GOD INVITING ME TO RESPOND?
Kids will be given the opportunity to reflect on the truth they learned about God and respond accordingly.

Pray for each regular attendee by name. Pray for those who might visit your group for the first time. Pray specifically for kids who are typically overlooked by others. Pray that they would be made to feel special and valued. Also pray for kids who are typically doing the “overlooking.” Ask God to show them other kids who need to feel valued. Pray that these kids would work to make others feel included and special.

Before Kids Arrive

- Go through your supply tub and make sure you have all the supplies you need for the morning. (we do sometimes make mistakes 😊)

Arrival

Kids will be with their parents for worship and be dismissed to meet you in the Bridge Kids Lobby. During the kids blessing, come to the Bridge Kids Lobby and get your Attendance Book.

Welcome kids and verify you have all kids listed in the book (and that all kids ARE listed in the book. Any kids not listed will need to be checked in by the Welcome Desk).

Big Group

When prompted, take your group to the Big Group Room. If any brought their Bibles, have them place their names on the slips of paper and place in the proper container.

Please sit with your few and help them be good listeners.

After Big Group

Welcome the kids to your group.

Ask: What was the best part of your week? What was the worst part of your week?

Ask: How did God use those experiences to grow you as a disciple of Jesus?

Ask: How can I pray for you (write them on the journal page).

Start With Prayer Requests – this builds relationship.

You will pray at the end of the service



Leader TRAINING



LEADER TRAINING TOPIC: TALKING WHILE YOU'RE TALKING

The whole time you are trying to teach, you see and hear a constant whisper. Connor is whispering again. This happens every week and is a great distraction to the other kids, not to mention you!

- **Drop their name.** As you're talking, gently and naturally drop the talker's name into what you are saying. "And Connor, you'll never guess what happened next" or "Connor, let's draw a picture in this square."
- **Move closer.** You can casually move closer to the talker, maybe even resting a hand on their shoulder to remind them to focus. You could also have the talker sit next to you.
- **Ask for their help.** Have a private conversation with the talker. Let them know that you need their help to make it possible for other kids to listen and for you to focus so everyone can learn about Jesus. Help them see why their talking causes problems without shaming them.
- **Give them an assignment.** Think of something specific that requires the talker to pay attention to what is happening in the group. For example, they could listen for you to say a certain word.

NAVIGATING A BROKEN WORLD: WHY DO BAD THINGS HAPPEN?

Fourteen percent of American adults surveyed indicated that suffering in the world leads them to believe that there is no God.* It is common for even believers to wonder why God allows terrible things to happen. This idea can be confusing for kids as they learn they should have faith that God is good and loving. In today's lesson kids will learn about many Old Testament characters who had faith during difficult circumstances. Faith is trusting God even when we can't see what's happening. You may have kids in your group who have had experiences that left them wondering how to still have faith in God. You can be a safe place for them to share their story, listening without judging their questions. It's ok to say something like, "I don't know why that happened, but I do know that God is good and loves you." Consider sharing an age-appropriate story of how you've been able to have faith through tough times in your own life. Most of all, reiterate that even in our deepest hurts, God is very real and He is near.

ELEMENTARY GLOSSARY

Faith: Trusting and believing even if you can't see or understand

*For more resources on this topic, check out: britecurriculum.com/resources.

Small Group ROADMAP

1 BELONG
(10 MINUTES)
Goal: For kids to experience God's love through a welcoming community

TRUST FALL
SUPPLIES: None

OR


BOOM, CLAP, SNATCH
SUPPLIES: Lifesavers® rolls (1 per 2 kids)

2 BELIEVE
(10 MINUTES)
Goal: For kids to discover who God is by engaging with the Bible

VERSE RELAY
SUPPLIES: Bibles, teaching slide, printable pages, scissors

OR

WHO IS GOD?
SUPPLIES: Bibles, whiteboard, dry-erase markers


3  **DISCIPLESHIP DISCUSSION**
(10 MINUTES)
Goal: To engage kids in faith conversations that help them navigate a broken world with biblical wisdom

4 BECOME
(10 MINUTES)
Goal: For kids to learn to follow Jesus by applying faith to their lives

TARGET TOSS
SUPPLIES: Bibles, Take-Home page, writing supplies, printable pages, painter's tape, beanbag

OR

TRUST AND OBEY POEM
SUPPLIES: Bibles, Take-Home page, writing supplies, whiteboard, dry-erase markers

5  **SMALL GROUP WRAP-UP**
(5 MINUTES)
SUPPLIES: Take-Home page, writing supplies



VERSE RELAY

SUPPLIES:

Bibles, teaching slide, printable pages, scissors

PREP:

Print or show the Memory Verse teaching slide (Image 03). Print the printable pages and cut out.

ADAPTATION FOR DIFFERENT LEARNERS: Allow for added space and time for kids struggling with mobility.

INSTRUCTIONS:

1. Lead kids to find Hebrews 13:21a in their Bibles. Read the verse aloud together.
2. **Discuss:** How did God equip the “great cloud of witnesses” we learned about today with everything good?
3. **Discuss:** What pleased God about the “great cloud of witnesses?”
4. **Say:** God is pleased by faith because He loves people and desires a close relationship with them.
5. Scatter memory verse cards at one end of your space. Have kids line up at the opposite end.
6. Kids will take turns running to grab one card, bringing it back and tagging the next person in line.
7. Once all the cards are gathered, kids will work together to put the memory verse in the correct order.
8. When the verse is in the correct order, read it aloud together several times.
9. **Say:** Just like you had to run and pull the verse cards close to your group, God pulls us close as we have faith in Him. Our faith allows us to have a close relationship with Him.



ACTIVITY WRAP-UP:

As your faith in God grows, your relationship with God grows as well. Continue to pull close to God as you trust and obey Him.



Discipleship DISCUSSION

HOW CAN I KNOW THIS IS TRUE?

Discuss: Can you trust a bridge to hold you if you've never walked on it before?

Say: Hebrews 11 tells the stories of people who trusted God even when they couldn't see the outcome. Archaeology has uncovered evidence that connects to their lives. In Ur, Abraham's hometown, archaeologists found a massive ziggurat and clay tablets recording worship of many gods, just like the Bible says Abraham's family once followed. In Jericho, excavations revealed fallen city walls from the time of Joshua that had collapsed outward—exactly what would make sense if the walls fell suddenly. In Egypt, tomb paintings and records describe Hebrew slaves making bricks without straw, echoing the book of Exodus. These discoveries remind us that the heroes of faith in Hebrews lived in real places, made real choices and trusted the same God we do today.

Read Hebrews 11:1 directly from the Bible: *Now faith is the assurance of things hoped for, the conviction of things not seen.*

BUT WHAT ABOUT...WHEN BAD THINGS HAPPEN?

Discuss: Have you ever heard anyone say that if God was real, He wouldn't let bad things happen?

Discuss: Why might someone feel that way? How would you answer?

Discuss: What do you think God has to say about that?

Say: It can be very hard to understand how a good God who loves us and is in control of everything would let bad things happen. These are situations that require a lot of faith—trusting in God even though we don't see how He's working. We know we live in a world that is broken by sin. God's design for the world did not include the terrible things that we experience today. But He can use hard times in our lives to fulfill His greater plan. He uses pain to bring us closer to Him and to make us more like Him. Bad things happen to everyone, but that doesn't mean God isn't real. It just means that our world is broken. Romans 8:28 says, *And we know that for those who love God all things work together for good, for those who are called according to His purpose.* We can believe this verse in faith. Even though we may not be able to see Him, we can trust God is with us during the hard times and He will all things out for good.



TRUST AND OBEY POEM

SUPPLIES:

Bibles, Take-Home page, writing supplies, whiteboard, dry-erase markers

PREP:

Print the Take-Home page (1 per kid).

INSTRUCTIONS:


1. Lead kids to find James 1:22 in their Bibles. Read the verse aloud together.
2. **Discuss:** What does it mean to be a “doer” of the word?
3. **Discuss:** How were the people mentioned in Hebrews 11 doers of the word?
4. **Say:** Learning to trust and obey God despite our circumstances helps us put action to our faith. Let’s get creative by writing a poem as a prayer.
5. As a group, create an acrostic poem out of the words “trust” and “obey” on the whiteboard. They will think of words that begin with letters from “trust” and “obey” that reflect putting faith into action.
6. Lead kids through a guided prayer using the poem.
7. **Say:** Dear God, thank You for loving us and desiring a relationship with us. Help us to have faith and trust and obey You. Help me to show faith in this area of my life (pause). Help me to put my faith in action by (pause and give kids time to choose an action word from the poem to reflect on). Thank You for these blessings (pause). Amen.
8. **Discuss:** How can we show our faith in God?
9. **Say:** We show faith in God when we trust and obey Him, no matter the circumstances.



ACTIVITY WRAP-UP:

Today we learned that God helps us have faith. As we learn truths about God, we can respond to Him. We can tell Him our feelings, we can pray or we can decide to do something or change something.

Lead kids to use the “Me Question” box on their Take-Home pages to choose a prompt and draw/write their response. Allow kids to volunteer to share their responses.





Wrap-Up

CHOOSE YOUR Challenge

Say: We want to respond to God and remember what He has taught us today. We also want to use what He’s taught us during the coming week. As we become more like Jesus, our lives change!

Read the challenges from the Take-Home page aloud. Ask kids to mark which one they want to choose for this week.

SUPPLIES:

Take-Home page, writing supplies

PREP:

Print the Take-Home page (1 per kid).



PRAYER

Dear God, thank You for helping us have faith. Help us as we learn to trust and obey You more. Amen.



SAY GOODBYE!

Tell kids goodbye and thank them for being a part of your group.

As kids wait to be picked up, encourage them to complete the activities on the back of the Take-Home page. As kids work, ask relationship-building questions, such as, “What are you looking forward to this week?” or “What do you do for fun?”

As parents arrive at pickup, look for opportunities to connect with them, pointing out the Take-Home page their kid is bringing home.

Extra Time?

- Work on Books of the Bible
- Work on Memory Verse
 - ERASE A WORD: Write on a white board, erasing one word at a time after the class repeats the verse out loud to you.
 - BEAN BAG: Have children toss a bean bag to each other and when they catch the bean bag they say the next word in the verse
 - POPCORN: Have children sit in a circle and jump up in turn and say the next word of the verse, sitting down quickly after saying their word
 - HAND MOTIONS: Either you or the kids make up hand motions to key words or phrases of the verse. Practice and then have a competition between boys and girls.

Greet parents at the door. Make sure you match their security tag with Attendance Book. Have them initial Attendance Book (their security tag and child's nametag can be given to Welcome Desk for nametag ball.)

Hand each parent:

- Any craft/activity page

BEFORE YOU LEAVE:

After 10:00 Services:

- Erase whiteboard.
- Place Prayer Journal and Curriculum book in supply tub.
- Return Prayer Sheet, Blue Report (if needed) and Attendance Book to Welcome Desk

After 11:45 Services:

- Erase whiteboard.
- Make sure chairs are stacked (kids can do this)
- Turn off TV by:
 - Close PowerPoint
 - Power off computer
 - Turn off TV
- Put everything away – all tables should be completely empty
- Place Prayer Journal and Curriculum book in supply tub.
- Return Prayer Sheet, Blue Report (if needed) and Attendance Book to Welcome Desk
- Take supply tub to Resource Room



TIMOTHY

BIBLE PASSAGE: 1 & 2 Timothy

FOCUS VERSES: Romans 8:28; Philippians 2:13;
Ephesians 2:10; 1 Corinthians 12:4-6

Summary: Paul met Timothy during his missionary journeys. Timothy had been raised by his mother and grandmother to believe in God, and he became a follower of Jesus. He helped Paul as Paul shared Jesus and began churches. Timothy became a pastor. Paul wrote him two letters, instructing him how to best lead the church and reminding him that tough times would come. Paul encouraged Timothy to be an example to the believers even though he was young. Paul's letters to Timothy teach us that we have a role to play in helping God's church.



MONTHLY Memory Verse

May God equip you with everything good that you may do His will, working in us that which is pleasing in His sight, through Jesus Christ.

(HEBREWS 13:21A)

BRITE Idea

God helps us do His work.

HE

IS GOD STILL WORKING IN THE WORLD?

God is active in the world, working through people and situations to fulfill His perfect plan.

WE

WHAT WORK DOES GOD WANT US TO DO?

God has gifted each believer differently to help build His church and spread the good news of Jesus. As we grow closer to Jesus, we discover ways He wants to use us.

ME

HOW IS GOD INVITING ME TO RESPOND?

Kids will be given the opportunity to reflect on the truth they learned about God and respond accordingly.

Pray for each regular attendee by name. Pray for those who might visit your group for the first time. Pray specifically for kids who are typically overlooked by others. Pray that they would be made to feel special and valued. Also pray for kids who are typically doing the "overlooking." Ask God to show them other kids who need to feel valued. Pray that these kids would work to make others feel included and special.

Before Kids Arrive

- Go through your supply tub and make sure you have all the supplies you need for the morning. (we do sometimes make mistakes 😊)

Arrival

Kids will be with their parents for worship and be dismissed to meet you in the Bridge Kids Lobby. During the kids blessing, come to the Bridge Kids Lobby and get your Attendance Book.

Welcome kids and verify you have all kids listed in the book (and that all kids ARE listed in the book. Any kids not listed will need to be checked in by the Welcome Desk).

Big Group

When prompted, take your group to the Big Group Room. If any brought their Bibles, have them place their names on the slips of paper and place in the proper container.

Please sit with your few and help them be good listeners.

After Big Group

Welcome the kids to your group.

Ask: What was the best part of your week? What was the worst part of your week?

Ask: How did God use those experiences to grow you as a disciple of Jesus?

Ask: How can I pray for you (write them on the journal page).

Start With Prayer Requests – this builds relationship.

You will pray at the end of the service



Leader TRAINING

LEADER TRAINING TOPIC: REFUSING TO BE INVOLVED



Sami comes into the group and immediately slumps in her chair. She refuses to color or even move to the floor for a game. She won't answer any questions or even look you in the eyes. How can you disciple Sami if she refuses to engage at all?

- **Focus on the relationship.** Consistently greet the kid warmly. Try to find out about interests, even if you have to ask the parents at drop off. Consider connecting with the family outside of church.
- **Don't push but always invite.** As long as the kid is in a safe place, isn't hurting anyone or themselves and isn't doing anything destructive, there isn't harm in letting them sit and not participate. But always invite them warmly and even offer incentives to participate.
- **They can still learn.** If a kid is in your space they will hear about Jesus. Even if they aren't participating the way you want them to, God can still use the truth in their hearts.
- **Pray.** Ask God to soften the kid's heart and to continually give you a soft heart toward them.

NAVIGATING A BROKEN WORLD: REST

According to the CDC, one-third of children do not get the amount of sleep that they need.* Kids' sleep can be impacted by many factors, including stress, screens and parents' schedules. A lack of rest impacts kids physically, emotionally and academically. In addition to sleeping less, many kids are overscheduled, bouncing from one activity to another. Kids in your group may come in tired. They may also feel a need to be constantly active. In today's lesson, kids will learn about the work God calls us to do. For some kids, this may feel like pressure to be even busier. We can help kids discover a healthy balance between serving the Lord and resting in Him. If your group has super busy kids, consider creating quiet time in your group, allowing kids to be still and reflect on God.

ELEMENTARY GLOSSARY

Church: the gathering of believers in Jesus

Missionary: Someone who travels to share the good news of Jesus Christ with others

*For more resources on this topic, check out: britecurriculum.com/resources.

Small Group ROADMAP

1 BELONG
(10 MINUTES)

Goal: For kids to experience God's love through a welcoming community

1-2-3 PULL

SUPPLIES: Plastic cups (3 per 3 kids), 2 pieces of cardstock, scissors

OR

HELP THE ARTIST

SUPPLIES: Printable page, paper (1 per kid), scissors, coloring supplies

2 BELIEVE
(10 MINUTES)

Goal: For kids to discover who God is by engaging with the Bible


PIECE IT TOGETHER

SUPPLIES: Bibles, teaching slide, printable page, scissors, quart-size zipper bags (1 per 4 kids)

OR

GOD'S AT WORK FROM A TO Z

SUPPLIES: Bibles, printable pages, scissors, paper bag, highlighter

3 

DISCIPLESHIP DISCUSSION
(10 MINUTES)

Goal: To engage kids in faith conversations that help them navigate a broken world with biblical wisdom

4 BECOME
(10 MINUTES)

Goal: For kids to learn to follow Jesus by applying faith to their lives


MY TALENTS, GOD'S KINGDOM

SUPPLIES: Bibles, Take-Home page, writing supplies, 5 pieces of poster board, painter's tape, coloring supplies

OR

BRICK PRAYER

SUPPLIES: Bibles, Take-Home page, writing supplies, building bricks (several per kid)

5 

SMALL GROUP WRAP-UP
(5 MINUTES)

SUPPLIES: Take-Home page, writing supplies



PIECE IT TOGETHER

SUPPLIES:

Bibles, teaching slide, printable page, scissors, quart-size zipper bags (1 per 4 kids)

PREP:

Print or show the Memory Verse teaching slide (Image 03). Print the printable page and cut out (1 per 4 kids). Place each set of puzzle pieces in a zipper bag.

ADAPTATION FOR DIFFERENT LEARNERS: To support struggling learners, ask guiding questions to assist them when putting the puzzle together.

INSTRUCTIONS:

1. *Lead kids to find Hebrews 13:21a in their Bibles. Read the verse aloud together.*
2. **Discuss:** What does it mean to do God’s will?
3. **Discuss:** How did God work His will through Paul and Timothy?
4. *Divide kids into groups of four.*
5. *Give each group a bag of the puzzle pieces.*
6. **Say:** Work together to piece together our memory verse for this week.
7. *Give kids time to do the puzzle.*
8. *Recite the memory verse together.*
9. **Discuss:** Why do you think there’s a picture of the world on the puzzle? How does that connect to our story for today?
10. **Discuss:** Is God still working in the world?
11. **Say:** God is active in the world, working through people and situations to fulfill His perfect plan.
12. *Recite the memory verse together.*

ACTIVITY WRAP-UP:

Just as God worked through Paul and Timothy to fulfill His perfect plan, He is actively working through us to spread the love of Jesus and His Kingdom.



Discipleship DISCUSSION

HOW CAN I KNOW THIS IS TRUE?

Discuss: What would it be like to guard something so important that people’s lives depended on it?

Say: Paul wrote 1 and 2 Timothy while Timothy was serving in Ephesus. Archaeologists have uncovered the Great Theater of Ephesus, which seated 25,000 people and is the same place where a crowd once rioted, shouting, “Great is Artemis!” (Acts 19). Excavations of the city hall called the Prytaneion of Ephesus reveal where emperor worship and sacred fires for the gods were done—exactly the kind of false worship Timothy had to resist. Inscriptions mentioning synagogues also confirm a Jewish community in the city, just like Paul describes. These discoveries prove Timothy’s ministry happened in a real city full of idols, pressure and competing voices, and Paul was calling him to pastor faithfully by guarding the truth of the Gospel.

Read 1 Timothy 6:20a directly from the Bible: *O Timothy, guard the deposit entrusted to you.*

BUT WHAT ABOUT...REST?

Discuss: On a scale of 1 to 10, how busy would you say your life is?

Discuss: How do we balance serving God, doing all of our things and resting too?

Discuss: What do you think God has to say about this?

Say: We know that God is always working and He has work for us to do as well. But God also modeled rest from the time of creation. When God made the world, the Bible says He rested on the seventh day. God is not human, so He didn’t need rest, but He was setting an example for us. When God gave the Ten Commandments, He told the people to take a Sabbath. They were to rest one day each week and focus on Him. Today we are so busy doing so many things that we rarely take time to rest and focus on God. Even if we don’t have anywhere to go, we are often on a phone or tablet. Even doing God’s work can keep us busy. Jesus said in Matthew 11:28: *Come to Me, all who labor and are heavy laden, and I will give you rest.* In a world with constant noise and activity, it is good for us to be purposeful about taking time to rest.



BRICK PRAYER

SUPPLIES:

Bibles, Take-Home page, writing supplies, building bricks (several per kid)

PREP:

Print the Take-Home page (1 per kid).

ADAPTATION FOR DIFFERENT LEARNERS: For active learners during the activity, provide specific instructions where you would like kids to sit.

INSTRUCTIONS:

1. **Say:** Paul wrote to Timothy to encourage him to continue to do the work God called him to.
2. **Discuss:** How did God use Timothy to help His Church?
3. **Discuss:** How can God use you to help build His Church?
4. **Discuss:** What work does God want us to do?
5. **Say:** God has gifted each believer differently to help build His church and spread the good news of Jesus. As we grow closer to Jesus, we discover ways He wants to use us.
6. *Lead kids to find 1 Corinthians 12:4–6 in their Bibles. Read the verse aloud together.*
7. **Say:** God uses all of our individual gifts together to build His Church. Let’s pray for each other that we’ll have strength and wisdom to use our talents to build God’s Church.
8. *Have kids sit in a circle and place the bricks in the middle.*
9. *Kids will take turns praying for the person to their right. After they pray, they will take a brick from the pile and begin building a tower together. Encourage kids to pray aloud but allow for silent prayer as well.*
10. **Say:** Just like you worked together to build this tower, God can use all of you together to do big things in His church and to tell the world about Him.



ACTIVITY WRAP-UP:

Today we learned that God helps us do His work. As we learn truths about God, we can respond to Him. We can tell Him our feelings, we can pray or we can decide to do something or change something.

Lead kids to use the “Me Question” box on their Take-Home pages to choose a prompt and draw/write their response. Allow kids to volunteer to share their responses.



Wrap-Up

CHOOSE YOUR Challenge

Say: We want to respond to God and remember what He has taught us today. We also want to use what He’s taught us during the coming week. As we become more like Jesus, our lives change!

Read the challenges from the Take-Home page aloud. Ask kids to mark which one they want to choose for this week.

SUPPLIES:

Take-Home page, writing supplies

PREP:

Print the Take-Home page (1 per kid).



PRAYER

Dear God, thank You that we are part of Your work. Help us spread the good news of Jesus. Amen.



SAY GOODBYE!

Tell kids goodbye and thank them for being a part of your group.

As kids wait to be picked up, encourage them to complete the activities on the back of the Take-Home page. As kids work, ask relationship-building questions, such as, “What are you looking forward to this week?” or “What do you do for fun?”

As parents arrive at pickup, look for opportunities to connect with them, pointing out the Take-Home page their kid is bringing home.

Extra Time?

- Work on Books of the Bible
- Work on Memory Verse
 - ERASE A WORD: Write on a white board, erasing one word at a time after the class repeats the verse out loud to you.
 - BEAN BAG: Have children toss a bean bag to each other and when they catch the bean bag they say the next word in the verse
 - POPCORN: Have children sit in a circle and jump up in turn and say the next word of the verse, sitting down quickly after saying their word
 - HAND MOTIONS: Either you or the kids make up hand motions to key words or phrases of the verse. Practice and then have a competition between boys and girls.

Greet parents at the door. Make sure you match their security tag with Attendance Book. Have them initial Attendance Book (their security tag and child's nametag can be given to Welcome Desk for nametag ball.)

Hand each parent:

- Any craft/activity page

BEFORE YOU LEAVE:

After 10:00 Services:

- Erase whiteboard.
- Place Prayer Journal and Curriculum book in supply tub.
- Return Prayer Sheet, Blue Report (if needed) and Attendance Book to Welcome Desk

After 11:45 Services:

- Erase whiteboard.
- Make sure chairs are stacked (kids can do this)
- Turn off TV by:
 - Close PowerPoint
 - Power off computer
 - Turn off TV
- Put everything away – all tables should be completely empty
- Place Prayer Journal and Curriculum book in supply tub.
- Return Prayer Sheet, Blue Report (if needed) and Attendance Book to Welcome Desk
- Take supply tub to Resource Room



JAMES

BIBLE PASSAGE: James 2:1-17

FOCUS VERSES: Romans 2:11; Proverbs 22:2;
Matthew 7:12; Ephesians 4:32

Summary: James became a leader of the Jerusalem church. His letter offers wisdom for all believers. In James 2, he teaches not to show favoritism, emphasizing that both the rich and poor are equally loved by God. Showing mercy instead of judgment reflects true faith. Faith in Jesus should inspire actions that help others, especially those in need. God's love is for everyone, and trusting in Jesus brings eternal life.



MONTHLY Memory Verse

May God equip you with everything good that you may do His will, working in us that which is pleasing in His sight, through Jesus Christ.

(HEBREWS 13:21A)

BRITE Idea

God helps us love others.

HE

DOES GOD PLAY FAVORITES?
God does not show favoritism. God created all people and loves all people.

WE

HOW CAN WE LOVE OTHERS LIKE GOD DOES?
With God's help, we can treat others the way we want to be treated, showing kindness to all people and not showing favoritism.

ME

HOW IS GOD INVITING ME TO RESPOND?
Kids will be given the opportunity to reflect on the truth they learned about God and respond accordingly.

Pray for each regular attendee by name. Pray for those who might visit your group for the first time. Pray specifically for kids who are typically overlooked by others. Pray that they would be made to feel special and valued. Also pray for kids who are typically doing the “overlooking.” Ask God to show them other kids who need to feel valued. Pray that these kids would work to make others feel included and special.

Before Kids Arrive

- Go through your supply tub and make sure you have all the supplies you need for the morning. (we do sometimes make mistakes 😊)

Arrival

Kids will be with their parents for worship and be dismissed to meet you in the Bridge Kids Lobby. During the kids blessing, come to the Bridge Kids Lobby and get your Attendance Book.

Welcome kids and verify you have all kids listed in the book (and that all kids ARE listed in the book. Any kids not listed will need to be checked in by the Welcome Desk).

Big Group

When prompted, take your group to the Big Group Room. If any brought their Bibles, have them place their names on the slips of paper and place in the proper container.

Please sit with your few and help them be good listeners.

After Big Group

Welcome the kids to your group.

Ask: What was the best part of your week? What was the worst part of your week?

Ask: How did God use those experiences to grow you as a disciple of Jesus?

Ask: How can I pray for you (write them on the journal page).

Start With Prayer Requests – this builds relationship.

You will pray at the end of the service



Leader TRAINING

LEADER TRAINING TOPIC: ROUGHHOUSING



You turn your back for a second, and the next thing you know Aiden and Oliver are wrestling again. You are a little afraid someone is going to get hurt, and you're definitely annoyed that they can't keep from being so rough.

- **Don't allow horseplay.** These situations are ones in which truly you give an inch and kids take it a mile. Physical interactions quickly escalate. Keep a firm boundary on kids keeping their hands to themselves. When your group is rough physically, some kids may not feel safe.
- **Minimize downtime.** Keep your groups busy with meaningful activities. When kids get bored, some get physical.
- **Define spaces.** Have chairs spread apart enough at tables. Have designated spots on the floor to sit. Help kids by giving them their own space. Remind kids to stay in their own space or "bubble."
- **Provide fidgets.** If a kid has a hard time keeping their hands to themselves, consider giving them something to have in their hands. Sometimes kids just get overstimulated and need to touch something. Better a fidget than a friend!

NAVIGATING A BROKEN WORLD: FEELING UNWANTED

Research shows that as many as 18 percent of kids experience emotional neglect.* Emotional neglect occurs when love, concern and other emotional needs are withheld from the child. These experiences, as well as parent abandonment or rejection from siblings and friends, can cause kids to feel unwanted. You may have kids in your group who feel rejected by the people they love the most. You may also have kids who just feel left out in social situations. Perhaps they don't fit in with other kids at school or church. Your group can be a place where every kid knows that they are wanted. In today's lesson, kids will discover that God loves everyone. His love is unconditional and won't end. He wants every kid to have a relationship with Him. Every kid needs a loving, caring adult investing in them. In your role, you have the opportunity to help kids in your group experience the unconditional love of our Savior.

*For more resources on this topic, check out: britecurriculum.com/resources.

ELEMENTARY GLOSSARY

Faith: trusting and believing even if you can't see or understand

Favoritism: act of giving special privileges to one person over another

Mercy: compassion, kindness that is not deserved

Wisdom: understanding a situation and knowing what to do

Small Group ROADMAP

1 BELONG
(10 MINUTES)
Goal: For kids to experience God's love through a welcoming community

SERVING UP LOVE RELAY
SUPPLIES: 2 plates, colored paper, scissors, 2 bowls

AFFIRMATION CIRCLE
SUPPLIES: None

OR

2 BELIEVE
(10 MINUTES)
Goal: For kids to discover who God is by engaging with the Bible

BE PART OF THE VERSE
SUPPLIES: Bibles, teaching slide, printable pages, ball, music player, upbeat worship music

EVEN STEVEN
SUPPLIES: Bibles, 2 clear small cups, 1 plastic bendy straw, scissors, pitcher, water, paper towels

OR


3  **DISCIPLESHIP DISCUSSION**
(10 MINUTES)
Goal: To engage kids in faith conversations that help them navigate a broken world with biblical wisdom

4 BECOME
(10 MINUTES)
Goal: For kids to learn to follow Jesus by applying faith to their lives

GOLDEN RULE SKITS
SUPPLIES: Bibles, Take-Home page, writing supplies, printable page, scissors

ROLL OUT THE LOVE
SUPPLIES: Bibles, Take-Home page, writing supplies, modeling dough (1 handful per kid), toothpicks (1 per kid)

OR

5  **SMALL GROUP WRAP-UP**
(5 MINUTES)
SUPPLIES: Take-Home page, writing supplies



BE PART OF THE VERSE

SUPPLIES:

Bibles, teaching slide, printable pages, ball, music player, upbeat worship music

PREP:

Print or show the Memory Verse teaching slide (Image 03). Print the printable pages.

LEADER TIP: For groups larger than 14, divide into two smaller groups and print multiple sets of the verse. For groups smaller than 14, have kids draw multiple verse pages.

ADAPTATION FOR DIFFERENT LEARNERS: For kids with hearing and vision needs, place them close to the leader modeling or speaking for support.

INSTRUCTIONS:

1. *Lead kids to find Hebrews 13:21a in their Bibles. Read the verse aloud together.*
2. **Discuss:** Does God equip us all the same? Does God love us all the same?
3. *Gather kids in a circle.*
4. *Place the printable pages in verse order in a stack in the middle of the circle.*
5. **Say:** Let's build our verse together, one piece at a time!
6. *Play the music and have kids pass the ball around the circle. Pause the music randomly.*
7. *Whoever is holding the ball will pick up the first verse page from the stack, read the phrase aloud and then go stand outside the circle and hold up their part of the verse.*
8. *Continue starting and stopping the music until everyone is standing in verse order with a piece of the verse. Add in the previous parts of the verse each time you recite it together so the verse builds as more people join the line.*
9. *Recite the verse together several times.*
10. **Discuss:** What does this teach us about the way God includes us?
11. **Say:** God does not show favoritism. God created all people and loves all people.
12. **Discuss:** What did we learn from James about how God loves us?

ACTIVITY WRAP-UP:

I am thankful that God does not play favorites. He created all of us and loves all of us, regardless of what we have achieved.



Discipleship DISCUSSION

HOW CAN I KNOW THIS IS TRUE?

Discuss: How can you tell if someone's faith is real or just words?

Say: James, the half-brother of Jesus, became the leader of the church in Jerusalem. Archaeologists have uncovered the remains of first-century Jerusalem, including the southern steps of the temple, where thousands of new believers were baptized (Acts 2). Excavations also reveal wealthy homes with mosaics near the temple and much poorer homes in the lower city—showing the kind of rich and poor divide James warns about. A limestone burial box, called the James Ossuary, even carries the inscription, "James, son of Joseph, brother of Jesus," which may point to James himself, though experts still debate it. These discoveries show James's teaching came from a real place and from someone who knew Jesus personally.

Read James 2:17 directly from the Bible: *So also faith by itself, if it does not have works, is dead.*

BUT WHAT ABOUT...FEELING UNWANTED?

Discuss: Have you ever had a time that you felt unwanted or left out?

Discuss: What can cause kids to feel unwanted?

Discuss: What do you think God has to say about that?

Say: Unfortunately there are times that grown-ups cause kids to feel like they aren't wanted or aren't good enough. Most of the time it is not on purpose, and sometimes it is because adults are making bad choices. Sometimes other kids make us feel unwanted. Maybe we feel left out a lot. It really hurts when those types of situations happen. The good news is that even when people hurt us or let us down, God always loves us. He always wants us. The Bible describes believers in Jesus in 1 Peter 2:9 as *a chosen race, a royal priesthood, a holy nation, a people for His own possession*. You are chosen and deeply loved by God, always.



GOLDEN RULE SKITS

SUPPLIES:

Bibles, Take-Home page, writing supplies, printable page, scissors

PREP:

Print the Take-Home page (1 per kid). Print the printable page and cut out. Make the cards into a deck.

ADAPTATION FOR DIFFERENT LEARNERS: For active and easily frustrated kids who struggle working well with others for extended time, allow for breaks and/or walks away from group.

INSTRUCTIONS:

1. *Lead kids to find Matthew 7:12 in their Bibles. Read the verse aloud together.*
2. **Discuss:** How do you want others to treat you?
3. **Discuss:** Can you think of a time someone treated you the way you wanted to be treated? What was that like?
4. *Divide kids into groups of four. Allow each group to draw a card from the deck.*
5. **Say:** You and your group will read the scenario on your card and come up with a skit that shows how you could show God’s love to others.
6. *Give kids time to create their skits.*
7. *Bring the groups back together and have each group perform their skit.*
8. **Discuss:** Why is it sometimes difficult to show love to everyone?
9. **Discuss:** What can we do to make it easier to show love?
10. **Discuss:** How can we love others like God does?
11. **Say:** With God’s help, we can treat others the way we want to be treated, showing kindness to all people and not showing favoritism.



ACTIVITY WRAP-UP:

Today we learned God helps us love others. As we learn truths about God, we can respond to Him. We can tell Him our feelings, we can pray or we can decide to do something or change something.

Lead kids to use the “Me Question” box on their Take-Home pages to choose a prompt and draw/write their response. Allow kids to volunteer to share their responses.



Wrap-Up

CHOOSE YOUR Challenge

Say: We want to respond to God and remember what He has taught us today. We also want to use what He’s taught us during the coming week. As we become more like Jesus, our lives change!

Read the challenges from the Take-Home page aloud. Ask kids to mark which one they want to choose for this week.

SUPPLIES:

Take-Home page, writing supplies

PREP:

Print the Take-Home page (1 per kid).



PRAYER

Dear God, thank You for showing us how to love others. Help us to trust You with our relationships and share Your love with everyone. Amen.



SAY GOODBYE!

Tell kids goodbye and thank them for being a part of your group.

As kids wait to be picked up, encourage them to complete the activities on the back of the Take-Home page. As kids work, ask relationship-building questions, such as, “What are you looking forward to this week?” or “What do you do for fun?”

As parents arrive at pickup, look for opportunities to connect with them, pointing out the Take-Home page their kid is bringing home.

Extra Time?

- Work on Books of the Bible
- Work on Memory Verse
 - ERASE A WORD: Write on a white board, erasing one word at a time after the class repeats the verse out loud to you.
 - BEAN BAG: Have children toss a bean bag to each other and when they catch the bean bag they say the next word in the verse
 - POPCORN: Have children sit in a circle and jump up in turn and say the next word of the verse, sitting down quickly after saying their word
 - HAND MOTIONS: Either you or the kids make up hand motions to key words or phrases of the verse. Practice and then have a competition between boys and girls.

Greet parents at the door. Make sure you match their security tag with Attendance Book. Have them initial Attendance Book (their security tag and child's nametag can be given to Welcome Desk for nametag ball.)

Hand each parent:

- Any craft/activity page

BEFORE YOU LEAVE:

After 10:00 Services:

- Erase whiteboard.
- Place Prayer Journal and Curriculum book in supply tub.
- Return Prayer Sheet, Blue Report (if needed) and Attendance Book to Welcome Desk

After 11:45 Services:

- Erase whiteboard.
- Make sure chairs are stacked (kids can do this)
- Turn off TV by:
 - Close PowerPoint
 - Power off computer
 - Turn off TV
- Put everything away – all tables should be completely empty
- Place Prayer Journal and Curriculum book in supply tub.
- Return Prayer Sheet, Blue Report (if needed) and Attendance Book to Welcome Desk
- Take supply tub to Resource Room