

K-1

K-2

brite*
YOUNGER
SMALL GROUP

Elementary

JUNE 7



FRUIT OF THE SPIRIT

BIBLE PASSAGE: Galatians 5:13-26

FOCUS VERSES: 1 Peter 2:22; Ephesians 5:1-2; John 13:15; Philippians 1:27

Summary: God sent Paul on missionary journeys. As Paul traveled, he told people about Jesus and started churches. He wrote letters to those churches, which now form part of the New Testament. Paul wrote to the Galatians and told them to live by the Spirit, not by the flesh. He shared with them that the fruit of the Spirit working in their lives was love, joy, peace, patience, kindness, goodness, faithfulness, gentleness and self-control. We can only truly live like God wants us to by letting the Holy Spirit help us.



MONTHLY *Memory Verse*

May God equip you with everything good that you may do His will, working in us that which is pleasing in His sight, through Jesus Christ.

(HEBREWS 13:21A)

BRITE  *Idea*

The Holy Spirit helps us live like Jesus.

HE

WHO PERFECTLY DEMONSTRATES THE FRUIT OF THE SPIRIT?

Jesus is the perfect example of love, joy, peace, patience, kindness, goodness, faithfulness, gentleness, and self-control.

WE

HOW DO WE LIVE LIKE JESUS?

We can't live like Jesus by our own effort. We walk in the Spirit, allowing Him to change us and following His lead.

ME

HOW IS GOD INVITING ME TO RESPOND?

Kids will be given the opportunity to reflect on the truth they learned about God and respond accordingly.

Pray for each regular attendee by name. Pray for those who might visit your group for the first time. Pray specifically for kids who are typically overlooked by others. Pray that they would be made to feel special and valued. Also pray for kids who are typically doing the “overlooking.” Ask God to show them other kids who need to feel valued. Pray that these kids would work to make others feel included and special.

Before Kids Arrive

- Go through your supply tub and make sure you have all the supplies you need for the morning. (we do sometimes make mistakes 😊)

Arrival

Kids will be with their parents for worship and be dismissed to meet you in the Bridge Kids Lobby. During the kids blessing, come to the Bridge Kids Lobby and get your Attendance Book.

Welcome kids and verify you have all kids listed in the book (and that all kids ARE listed in the book. Any kids not listed will need to be checked in by the Welcome Desk).

Big Group

When prompted, take your group to the Big Group Room. If any brought their Bibles, have them place their names on the slips of paper and place in the proper container.

Please sit with your few and help them be good listeners.

After Big Group

Welcome the kids to your group.

Ask: What was the best part of your week? What was the worst part of your week?

Ask: How did God use those experiences to grow you as a disciple of Jesus?

Ask: How can I pray for you (write them on the journal page).

Start With Prayer Requests – this builds relationship.

You will pray at the end of the service



Leader TRAINING

LEADER TRAINING TOPIC: FRIEND DRAMA

Last week Monique and Latisha were best friends. This week Latisha won't even sit by her. The drama is real, and it can quickly escalate within your group. What can you do to turn friend drama into discipleship moments?

- **Don't let it dominate the group.** If a disagreement between friends disrupts the group, have a volunteer take them to the side to discuss and try to work it out biblically.
- **Don't act like it is not a big deal, but don't add to the drama.** Kids' arguments may be over silly things, but they are incredibly important to the kids involved. On the flip side, sometimes adults make things worse by not letting kids just work it out and move on.
- **Don't take sides.** Your role isn't to be the judge. Your role is to help them think through how to handle the situation biblically. Discuss Matthew 5 and 18 and the importance of going to the person and talking out the issues.

NAVIGATING A BROKEN WORLD: MANIFESTING

In a 2022 survey, nearly one third of American adults indicated that they believe in "manifesting" or the law of attraction.* According to gotquestions.com, manifesting can be defined as "the practice of bringing something into reality through focused thoughts, beliefs, and visualizations." This practice has been made very popular for younger generations through social media, especially TikTok. Kids in your group may believe if they focus on something enough or journal about something in a certain way or think about something at certain times of the day, what they want will happen. In today's lesson, kids will learn that we can grow to be like Jesus through the power of the Holy Spirit. He changes us and directs our lives. If you hear comments from kids that may refer to manifesting, point them back towards the One who truly shapes our reality and controls our future.

ELEMENTARY GLOSSARY

Fruit of the Spirit: qualities that reflect God's character and the behavior of those living according to God's Spirit

Holy Spirit: third person of the Trinity; He is the Helper for followers of Jesus

*For more resources on this topic, check out: britecurriculum.com/resources.

Small Group ROADMAP

1 BELONG
(10 MINUTES)

Goal: For kids to experience God's love through a welcoming community

FRUIT SNACK RELAY
SUPPLIES: Fruit snacks (1 package per kid), 4 bowls

OR

GUESS THE FRUIT
SUPPLIES: Printable page, scissors, paper bag

2 BELIEVE
(10 MINUTES)

Goal: For kids to discover who God is by engaging with the Bible

FRUIT FINDERS
SUPPLIES: Bibles, teaching slide, printable pages, scissors

OR

SPIN A STORY
SUPPLIES: Bible, printable pages, pencil, paperclip

3 

DISCIPLESHIP DISCUSSION
(10 MINUTES)

Goal: To engage kids in faith conversations that help them navigate a broken world with biblical wisdom


4 BECOME
(10 MINUTES)

Goal: For kids to learn to follow Jesus by applying faith to their lives

FRUIT BALLOONS
SUPPLIES: Bible, Take-Home page, coloring supplies, balloons (1 per kid plus 2), fruit stickers (several per kid), toothpick

OR

MODEL PRAYER
SUPPLIES: Bible, Take-Home page, coloring supplies, modeling dough (1 handful per kid)

5 

SMALL GROUP WRAP-UP
(5 MINUTES)

SUPPLIES: Take-Home page, coloring supplies



SPIN A STORY

SUPPLIES:

Bible, printable pages, pencil, paperclip

PREP:

Print the printable pages. Assemble the spinner by placing the paperclip on the center point of the spinner and hold it in place with the tip of the pencil. Keep the Life Application page with you.

ADAPTATION FOR DIFFERENT LEARNERS: Struggling readers may need assistance with locating and reading the verse.

INSTRUCTIONS:

1. **Read:** 1 Peter 2:22.
2. **Discuss:** Who is this verse talking about?
3. **Discuss:** Is anyone else without sin?
4. **Say:** Only Jesus can be sinless because He is God. As humans, the Holy Spirit can help us have a heart like Jesus and make choices like Jesus, but we aren't perfect and sinless like Him.
5. **Discuss:** Who perfectly shows the fruit of the Spirit?
6. **Say:** Jesus is the perfect example of love, joy, peace, patience, kindness, goodness, faithfulness, gentleness and self-control.
7. **Say:** Let's take turns spinning a spinner to learn more about how Jesus showed the fruit of the Spirit.
8. *Have kids take turns spinning. After each spin, read the Scripture from the printable page that connects with the number selected on the spinner.*
9. *Give kids time to discuss which fruit of the Spirit they think Jesus was showing.*
10. *Repeat until all Scriptures have been discussed.*

ACTIVITY WRAP-UP:

Because Jesus is fully God, He is the perfect example of living with the fruit of the Spirit! We can show others His love by having the fruits of the Spirit!



Discipleship DISCUSSION

WHAT DOES THIS MEAN FOR FOLLOWERS OF JESUS?

Discuss: How does this story show us God is a promise keeper?

Say: God promised He would give the Holy Spirit to be our helper. When we trust in Jesus as our Savior, the Holy Spirit equips us to live like Him. God never left us to follow Him on our own. He helps us, just like He promised.

BUT WHAT ABOUT...MANIFESTING?

Discuss: Have you ever heard anyone say that there are ways to “manifest” the life you want?

Discuss: What are some things people might do to try to make what they want come true?

Discuss: What do you think God has to say about that?

Say: You may have heard people say that it is possible to change your life or get what you want by “manifesting” it. Sometimes people think if they just think about something they want enough, or write about it in a journal, or talk about it or imagine it enough, then they can make it happen. We do not have that much control over our lives. Our thoughts, desires, and wishes cannot “create” anything. We are subject to God’s decrees and His design for the world around us. Proverbs 19:21 says, *Many are the plans in the mind of a man, but it is the purpose of the Lord that will stand.* While it is good to think positive thoughts and focus on positive things, the most important thing we can focus on is Jesus. When we follow Him, the Holy Spirit changes our lives and makes us into who He wants us to be. We can trust God with the perfect plan He has for our lives.



MODEL PRAYER

SUPPLIES:

Bible, Take-Home page, coloring supplies, modeling dough (1 handful per kid)

PREP:

Print the Take-Home page (1 per kid).

ADAPTATION FOR DIFFERENT LEARNERS: For kids struggling with sensory needs and who prefer to not get their hands messy, provide alternate materials (e.g., dry-erase board/markers, paper/crayons).

INSTRUCTIONS:

1. **Discuss:** How do we live like Jesus?
2. **Say:** We can't live like Jesus by our own effort. We walk in the Spirit, allowing Him to change us and following His lead.
3. **Discuss:** What is the fruit of the Spirit?
4. **Say:** The fruit of the Spirit is love, joy, peace, patience, kindness, goodness, faithfulness, gentleness and self-control.
5. **Read:** John 13:15.
6. **Say:** Let's make some fruit of the Spirit sculptures!
7. *Have kids make a heart (love).*
8. *Then have kids make a stop sign (self-control).*
9. *Give kids time to make a new sculpture of a fruit of their choosing: joy, peace, patience, kindness or goodness.*
10. *Invite kids to share their sculptures and why they chose them.*
11. *Spend time praying together, asking God to help the group live more like Jesus by inviting the Spirit to change them as they show fruit of the Spirit in their lives.*



ACTIVITY WRAP-UP:

Today we learned the Holy Spirit helps us live like Jesus. As we learn truths about God, we can respond to Him. We can tell Him our feelings, we can pray or we can decide to do something or change something.

Lead kids to the "Me Question" box on their Take-Home pages and discuss possible responses. Have kids choose a prompt and write/draw their response.



Wrap-Up

CHOOSE YOUR Challenge

Say: We want to respond to God and remember what He has taught us today. We also want to use what He's taught us during the coming week. As we become more like Jesus, our lives change!

Read the challenges from the Take-Home page aloud. Ask kids to mark which one they want to choose for this week.

SUPPLIES:

Take-Home page, coloring supplies

PREP:

Print the Take-Home page (1 per kid).



PRAYER

Dear Jesus, thank You for being the perfect example of love, joy, peace, patience, kindness, goodness, faithfulness and self-control. Thank You that the Holy Spirit helps us live like You. Help us show Your fruits this week. Amen.



SAY GOODBYE!

Tell kids goodbye and thank them for being a part of your group.

As kids wait to be picked up, encourage them to complete the activities on the back of the Take-Home page. As kids work, ask relationship-building questions, such as, "What are you looking forward to this week?" or "What do you do for fun?"

As parents arrive at pickup, look for opportunities to connect with them, pointing out the Take-Home page their kid is bringing home.

Extra Time?

- Work on Books of the Bible
- Work on Memory Verse
 - ERASE A WORD: Write on a white board, erasing one word at a time after the class repeats the verse out loud to you.
 - BEAN BAG: Have children toss a bean bag to each other and when they catch the bean bag they say the next word in the verse
 - POPCORN: Have children sit in a circle and jump up in turn and say the next word of the verse, sitting down quickly after saying their word
 - HAND MOTIONS: Either you or the kids make up hand motions to key words or phrases of the verse. Practice and then have a competition between boys and girls.

Greet parents at the door. Make sure you match their security tag with Attendance Book. Have them initial Attendance Book (their security tag and child's nametag can be given to Welcome Desk for nametag ball.)

Hand each parent:

- Any craft/activity page

BEFORE YOU LEAVE:

After 10:00 Services:

- Erase whiteboard.
- Place Prayer Journal and Curriculum book in supply tub.
- Return Prayer Sheet, Blue Report (if needed) and Attendance Book to Welcome Desk

After 11:45 Services:

- Erase whiteboard.
- Make sure chairs are stacked (kids can do this)
- Turn off TV by:
 - Close PowerPoint
 - Power off computer
 - Turn off TV
- Put everything away – all tables should be completely empty
- Place Prayer Journal and Curriculum book in supply tub.
- Return Prayer Sheet, Blue Report (if needed) and Attendance Book to Welcome Desk
- Take supply tub to Resource Room



FAITH

BIBLE PASSAGE: Hebrews 11:1–12:2

FOCUS VERSES: Psalm 147:11; Deuteronomy 10:12–13;
2 John 1:6; James 1:22

Summary: The book of Hebrews emphasizes the importance of faith. Hebrews 11 highlights examples of faith, such as Noah, Abraham, Sarah, Moses and Joshua, who trusted God despite not seeing the outcome. These individuals are called a “great cloud of witnesses,” encouraging believers to trust in God. Hebrews 11:6 stresses that faith is necessary to please God. Salvation comes through faith in Jesus, who makes a right relationship with God possible only through His grace.



MONTHLY Memory Verse

May God equip you with everything good that you may do His will, working in us that which is pleasing in His sight, through Jesus Christ.

(HEBREWS 13:21A)

BRITE Idea

God helps His people have faith.

HE

WHAT PLEASURES GOD?
God is pleased by faith because He loves people and desires a close relationship with them.

WE

HOW CAN WE SHOW OUR FAITH IN GOD?
We show faith in God when we trust and obey Him, no matter the circumstances.

ME

HOW IS GOD INVITING ME TO RESPOND?
Kids will be given the opportunity to reflect on the truth they learned about God and respond accordingly.

Pray for each regular attendee by name. Pray for those who might visit your group for the first time. Pray specifically for kids who are typically overlooked by others. Pray that they would be made to feel special and valued. Also pray for kids who are typically doing the “overlooking.” Ask God to show them other kids who need to feel valued. Pray that these kids would work to make others feel included and special.

Before Kids Arrive

- Go through your supply tub and make sure you have all the supplies you need for the morning. (we do sometimes make mistakes 😊)

Arrival

Kids will be with their parents for worship and be dismissed to meet you in the Bridge Kids Lobby. During the kids blessing, come to the Bridge Kids Lobby and get your Attendance Book.

Welcome kids and verify you have all kids listed in the book (and that all kids ARE listed in the book. Any kids not listed will need to be checked in by the Welcome Desk).

Big Group

When prompted, take your group to the Big Group Room. If any brought their Bibles, have them place their names on the slips of paper and place in the proper container.

Please sit with your few and help them be good listeners.

After Big Group

Welcome the kids to your group.

Ask: What was the best part of your week? What was the worst part of your week?

Ask: How did God use those experiences to grow you as a disciple of Jesus?

Ask: How can I pray for you (write them on the journal page).

Start With Prayer Requests – this builds relationship.

You will pray at the end of the service



Leader TRAINING

LEADER TRAINING TOPIC: TALKING WHILE YOU'RE TALKING

The whole time you are trying to teach, you see and hear a constant whisper. Connor is whispering again. This happens every week and is a great distraction to the other kids, not to mention you!

- **Drop their name.** As you're talking, gently and naturally drop the talker's name into what you are saying. "And Connor, you'll never guess what happened next" or "Connor, let's draw a picture in this square."
- **Move closer.** You can casually move closer to the talker, maybe even resting a hand on their shoulder to remind them to focus. You could also have the talker sit next to you.
- **Ask for their help.** Have a private conversation with the talker. Let them know that you need their help to make it possible for other kids to listen and for you to focus so everyone can learn about Jesus. Help them see why their talking causes problems without shaming them.
- **Give them an assignment.** Think of something specific that requires the talker to pay attention to what is happening in the group. For example, they could listen for you to say a certain word.

NAVIGATING A BROKEN WORLD: WHY DO BAD THINGS HAPPEN?

Fourteen percent of American adults surveyed indicated that suffering in the world leads them to believe that there is no God.* It is common for even believers to wonder why God allows terrible things to happen. This idea can be confusing for kids as they learn they should have faith that God is good and loving. In today's lesson kids will learn about many Old Testament characters who had faith during difficult circumstances. Faith is trusting God even when we can't see what's happening. You may have kids in your group who have had experiences that left them wondering how to still have faith in God. You can be a safe place for them to share their story, listening without judging their questions. It's ok to say something like, "I don't know why that happened, but I do know that God is good and loves you." Consider sharing an age-appropriate story of how you've been able to have faith through tough times in your own life. Most of all, reiterate that even in our deepest hurts, God is very real and He is near.

ELEMENTARY GLOSSARY

Faith: Trusting and believing even if you can't see or understand

*For more resources on this topic, check out: [britecurriculum.com/resources](https://www.britecurriculum.com/resources).

Small Group ROADMAP

1 BELONG
(10 MINUTES)

Goal: For kids to experience God's love through a welcoming community

BRING IT DOWN

SUPPLIES: Inflatable beach ball

MARCO POLO

SUPPLIES: None

OR

2 BELIEVE
(10 MINUTES)

Goal: For kids to discover who God is by engaging with the Bible


FOLLOW THE FOOTSTEPS

SUPPLIES: Bibles, teaching slide, printable pages, painter's tape

HEROES OF THE FAITH

SUPPLIES: Bible, whiteboard, dry-erase markers

OR

3 

DISCIPLESHIP DISCUSSION
(10 MINUTES)

Goal: To engage kids in faith conversations that help them navigate a broken world with biblical wisdom

4 BECOME
(10 MINUTES)

Goal: For kids to learn to follow Jesus by applying faith to their lives


TOSS AND TALK

SUPPLIES: Bible, Take-Home page, coloring supplies, printable pages, 3 buckets, painter's tape, beanbag

FAITH BANNER

SUPPLIES: Bible, Take-Home page, coloring supplies, butcher paper, scissors, painter's tape, permanent marker

OR

5 

SMALL GROUP WRAP-UP
(5 MINUTES)

SUPPLIES: Take-Home page, coloring supplies



HEROES OF THE FAITH

SUPPLIES:

Bible, whiteboard, dry-erase markers

PREP:

None

LEADER TIP: Invite new kids each time to draw on the whiteboard to increase engagement and belonging.

INSTRUCTIONS:

1. **Discuss:** What does it mean to please someone?
2. **Discuss:** What pleases God?
3. **Say:** God is pleased by faith because He loves people and desires a close relationship with them. Faith is trusting and believing even when you can't see.
4. **Read:** Psalm 147:11.
5. **Say:** In our story today we learned about people in the Bible who had faith in God and trusted Him even though they couldn't see how their stories would end.
6. *Invite someone to draw a boat on the whiteboard.*
7. **Say:** Noah built an ark because God warned him about the flood.
8. *Invite someone to draw a star on the whiteboard.*
9. **Say:** Abraham left his home to go to a place God promised, even though he didn't know where.
10. *Invite someone to draw a baby on the whiteboard.*
11. **Say:** Sarah trusted God's promise and had Isaac.
12. *Invite someone to draw waves on the whiteboard.*
13. **Say:** Moses led God's people out of Egypt and through the Red Sea.
14. *Invite someone to draw stones or a wall on the whiteboard.*
15. **Say:** Joshua followed God's commands and the walls of Jericho fell.
16. **Discuss:** How did God respond to their faith?
17. *If possible, draw a giant heart around all the symbols that kids drew.*
18. **Say:** God responded with love and faithfulness to people who trusted Him. Their faith pleased God!

ACTIVITY WRAP-UP:

God's people trusted Him and followed His instructions, even when things were hard or uncertain. God showed His faithfulness by helping them and keeping His promises. We can trust God and follow Him every day.



Discipleship DISCUSSION

WHAT DOES THIS MEAN FOR FOLLOWERS OF JESUS?

Discuss: How does this story show us God is a promise keeper?

Say: Hebrews 11 is full of examples of people who had faith in God to keep His promises—and He kept them! Noah built an ark and God rescued him and his family. Abraham set out on a journey and God blessed his family. Moses led the people out of Egypt, and God did many miracles to show He was keeping His promises. God was faithful throughout the Old Testament, and He is faithful today!

BUT WHAT ABOUT...WHEN BAD THINGS HAPPEN?

Discuss: Have you ever heard anyone say that if God was real, He wouldn't let bad things happen?

Discuss: Why might someone feel that way? How would you answer?

Discuss: What do you think God has to say about that?

Say: It can be very hard to understand how a good God who loves us and is in control of everything would let bad things happen. These are situations that require a lot of faith—trusting in God even though we don't see how He's working. We know we live in a world that is broken by sin. God's design for the world did not include the terrible things that we experience today. But He can use hard times in our lives to fulfill His greater plan. He uses pain to bring us closer to Him and to make us more like Him. Bad things happen to everyone, but that doesn't mean God isn't real. It just means that our world is broken. Romans 8:28 says, *And we know that for those who love God all things work together for good, for those who are called according to His purpose.* We can believe this verse in faith. Even though we may not be able to see Him, we can trust God is with us during the hard times and He will all things out for good.



TOSS AND TALK

SUPPLIES:

Bible, Take-Home page, coloring supplies, printable pages, 3 buckets, painter's tape, beanbag

PREP:

Print the Take-Home page (1 per kid). Print the printable pages. Tape the labels to each bucket. Mark the starting line on the ground with painter's tape. Place the buckets about four feet from the starting line.

INSTRUCTIONS:

1. **Read:** Deuteronomy 10:12–13.
2. **Discuss:** Think about the Bible characters we learned about in today's story. How did they show that they loved God with all their heart and soul?
3. **Discuss:** Do you think it was easy for them to trust and obey God? Why or why not?
4. *Hold up each of the buckets and read the labels.*
5. **Say:** Let's take turns tossing beanbags into these buckets. Then you will tell us how you can show faith in God in the place where your beanbag landed.
6. *Line kids up behind the painter's tape line. Give the first kid the beanbag.*
7. *Take turns tossing the beanbag and discussing how kids can show faith in these areas of their life.*
8. *Repeat until everyone has had a turn.*
9. **Discuss:** Did you hear any ideas of how you could show faith at home, school or in your community that you'd like to try out this week?
10. **Discuss:** How can we show our faith in God?
11. **Say:** We show faith in God when we trust and obey Him, no matter the circumstances.



ACTIVITY WRAP-UP:

Today we learned that God helps His people have faith. As we learn truths about God, we can respond to Him. We can tell Him our feelings, we can pray or we can decide to do something or change something.

Lead kids to the "Me Question" box on their Take-Home pages and discuss possible responses. Have kids choose a prompt and write/draw their response.



Wrap-Up

CHOOSE YOUR Challenge

Say: We want to respond to God and remember what He has taught us today. We also want to use what He's taught us during the coming week. As we become more like Jesus, our lives change!

Read the challenges from the Take-Home page aloud. Ask kids to mark which one they want to choose for this week.

SUPPLIES:

Take-Home page, coloring supplies

PREP:

Print the Take-Home page (1 per kid).



PRAYER

Dear God, thank You for loving us and having a relationship with us. Help us to trust and obey You. Amen.



SAY GOODBYE!

Tell kids goodbye and thank them for being a part of your group.

As kids wait to be picked up, encourage them to complete the activities on the back of the Take-Home page. As kids work, ask relationship-building questions, such as, "What are you looking forward to this week?" or "What do you do for fun?"

As parents arrive at pickup, look for opportunities to connect with them, pointing out the Take-Home page their kid is bringing home.

Extra Time?

- Work on Books of the Bible
- Work on Memory Verse
 - ERASE A WORD: Write on a white board, erasing one word at a time after the class repeats the verse out loud to you.
 - BEAN BAG: Have children toss a bean bag to each other and when they catch the bean bag they say the next word in the verse
 - POPCORN: Have children sit in a circle and jump up in turn and say the next word of the verse, sitting down quickly after saying their word
 - HAND MOTIONS: Either you or the kids make up hand motions to key words or phrases of the verse. Practice and then have a competition between boys and girls.

Greet parents at the door. Make sure you match their security tag with Attendance Book. Have them initial Attendance Book (their security tag and child's nametag can be given to Welcome Desk for nametag ball.)

Hand each parent:

- Any craft/activity page

BEFORE YOU LEAVE:

After 10:00 Services:

- Erase whiteboard.
- Place Prayer Journal and Curriculum book in supply tub.
- Return Prayer Sheet, Blue Report (if needed) and Attendance Book to Welcome Desk

After 11:45 Services:

- Erase whiteboard.
- Make sure chairs are stacked (kids can do this)
- Turn off TV by:
 - Close PowerPoint
 - Power off computer
 - Turn off TV
- Put everything away – all tables should be completely empty
- Place Prayer Journal and Curriculum book in supply tub.
- Return Prayer Sheet, Blue Report (if needed) and Attendance Book to Welcome Desk
- Take supply tub to Resource Room



TIMOTHY

BIBLE PASSAGE: 1 & 2 Timothy

FOCUS VERSES: Romans 8:28; Philippians 2:13;
Ephesians 2:10; 1 Corinthians 12:4-6

Summary: Paul met Timothy during his missionary journeys. Timothy had been raised by his mother and grandmother to believe in God, and he became a follower of Jesus. He helped Paul as Paul shared Jesus and began churches. Timothy became a pastor. Paul wrote him two letters, instructing him how to best lead the church and reminding him that tough times would come. Paul encouraged Timothy to be an example to the believers even though he was young. Paul's letters to Timothy teach us that we have a role to play in helping God's church.



MONTHLY Memory Verse

May God equip you with everything good that you may do His will, working in us that which is pleasing in His sight, through Jesus Christ.

(HEBREWS 13:21A)



God helps us do His work.

HE

IS GOD STILL WORKING IN THE WORLD?
God is active in the world, working through people and situations to fulfill His perfect plan.

WE

WHAT WORK DOES GOD WANT US TO DO?
God has gifted each believer differently to help build His church and spread the good news of Jesus. As we grow closer to Jesus, we discover ways He wants to use us.

ME

HOW IS GOD INVITING ME TO RESPOND?
Kids will be given the opportunity to reflect on the truth they learned about God and respond accordingly.

Pray for each regular attendee by name. Pray for those who might visit your group for the first time. Pray specifically for kids who are typically overlooked by others. Pray that they would be made to feel special and valued. Also pray for kids who are typically doing the “overlooking.” Ask God to show them other kids who need to feel valued. Pray that these kids would work to make others feel included and special.

Before Kids Arrive

- Go through your supply tub and make sure you have all the supplies you need for the morning. (we do sometimes make mistakes 😊)

Arrival

Kids will be with their parents for worship and be dismissed to meet you in the Bridge Kids Lobby. During the kids blessing, come to the Bridge Kids Lobby and get your Attendance Book.

Welcome kids and verify you have all kids listed in the book (and that all kids ARE listed in the book. Any kids not listed will need to be checked in by the Welcome Desk).

Big Group

When prompted, take your group to the Big Group Room. If any brought their Bibles, have them place their names on the slips of paper and place in the proper container.

Please sit with your few and help them be good listeners.

After Big Group

Welcome the kids to your group.

Ask: What was the best part of your week? What was the worst part of your week?

Ask: How did God use those experiences to grow you as a disciple of Jesus?

Ask: How can I pray for you (write them on the journal page).

Start With Prayer Requests – this builds relationship.

You will pray at the end of the service



Leader TRAINING

LEADER TRAINING TOPIC: REFUSING TO BE INVOLVED

Sami comes into the group and immediately slumps in her chair. She refuses to color or even move to the floor for a game. She won't answer any questions or even look you in the eyes. How can you disciple Sami if she refuses to engage at all?

- **Focus on the relationship.** Consistently greet the kid warmly. Try to find out about interests, even if you have to ask the parents at drop off. Consider connecting with the family outside of church.
- **Don't push but always invite.** As long as the kid is in a safe place, isn't hurting anyone or themselves and isn't doing anything destructive, there isn't harm in letting them sit and not participate. But always invite them warmly and even offer incentives to participate.
- **They can still learn.** If a kid is in your space they will hear about Jesus. Even if they aren't participating the way you want them to, God can still use the truth in their hearts.
- **Pray.** Ask God to soften the kid's heart and to continually give you a soft heart toward them.

NAVIGATING A BROKEN WORLD: REST

According to the CDC, one-third of children do not get the amount of sleep that they need.* Kids' sleep can be impacted by many factors, including stress, screens and parents' schedules. A lack of rest impacts kids physically, emotionally and academically. In addition to sleeping less, many kids are overscheduled, bouncing from one activity to another. Kids in your group may come in tired. They may also feel a need to be constantly active. In today's lesson, kids will learn about the work God calls us to do. For some kids, this may feel like pressure to be even busier. We can help kids discover a healthy balance between serving the Lord and resting in Him. If your group has super busy kids, consider creating quiet time in your group, allowing kids to be still and reflect on God.

ELEMENTARY GLOSSARY

Church: the gathering of believers in Jesus

Missionary: Someone who travels to share the good news of Jesus Christ with others

*For more resources on this topic, check out: [britecurriculum.com/resources](https://www.britecurriculum.com/resources).

Small Group ROADMAP

1 BELONG
(10 MINUTES)

Goal: For kids to experience God's love through a welcoming community

HELPING HANDS
SUPPLIES: Bowls (1 per 2 kids), blindfold (1 per 2 kids), colored pom-poms (10 pom-poms per kid)

OR

WORK AND REST RACE
SUPPLIES: None


2 BELIEVE
(10 MINUTES)

Goal: For kids to discover who God is by engaging with the Bible

PASS THE VERSE
SUPPLIES: Bibles, teaching slide, inflatable beach ball

OR

HEARTS AROUND THE WORLD
SUPPLIES: Bible, inflatable globe, heart stickers (1 per kid)

3 

DISCIPLESHIP DISCUSSION
(10 MINUTES)

Goal: To engage kids in faith conversations that help them navigate a broken world with biblical wisdom


4 BECOME
(10 MINUTES)

Goal: For kids to learn to follow Jesus by applying faith to their lives

GOD'S WORKER
SUPPLIES: Bible, Take-Home page, coloring supplies, printable page, scissors, stapler

OR

PRAYER CUP TOWER
SUPPLIES: Bible, Take-Home page, coloring supplies, plastic cups (1 per kid), permanent marker

5 

SMALL GROUP WRAP-UP
(5 MINUTES)

SUPPLIES: Take-Home page, coloring supplies



PASS THE VERSE

SUPPLIES:

Bibles, teaching slide, inflatable beach ball

PREP:

Print or show the Memory Verse teaching slide (Image 03). Inflate the beach ball.

ADAPTATION FOR DIFFERENT LEARNERS: For kids who struggle with standing in line, designate a specific spot for them to stand in between calm, supportive peers.

INSTRUCTIONS:

1. *Lead kids to find Hebrews 13:21a in their Bibles. Read the verse aloud together.*
2. **Discuss:** According to this verse, who is working in us?
3. **Say:** Timothy was a helper to Paul when he was telling others about Jesus. Paul wrote to Timothy to encourage him to continue to do God's work in the churches he was leading.
4. **Discuss:** Is God still working in the world?
5. **Say:** God is active in the world, working through people and situations to fulfill His perfect plan.
6. **Discuss:** What are some ways God still works today?
7. *Have kids line up behind each other.*
8. *Give the first kid the ball to hold.*
9. *Say the first word from the memory verse and have all the kids repeat after you as the first kid passes the ball over their head to the kid behind them.*
10. *Say the first two words from the verse and have all the kids repeat after you.*
11. *When the ball reaches the end of the line, they can begin to pass it to the front of the line again.*
12. *Repeat until the verse is complete.*

ACTIVITY WRAP-UP:

God worked through Paul and Timothy thousands of years ago to fulfill His plan and He is still working in our world today through followers of Jesus like you and me!



Discipleship DISCUSSION

WHAT DOES THIS MEAN FOR FOLLOWERS OF JESUS?

Discuss: How does this story show us God is a promise keeper?

Say: In Philippians 1:6, Paul wrote: *And I am sure of this, that He who began a good work in you will bring it to completion at the day of Jesus Christ.* God doesn't leave us on our own. He helps us do His work and promises He will complete whatever He starts.

BUT WHAT ABOUT...REST?

Discuss: On a scale of 1 to 10, how busy would you say your life is?

Discuss: How do we balance serving God, doing all of our things and resting too?

Discuss: What do you think God has to say about this?

Say: We know that God is always working and He has work for us to do as well. But God also modeled rest from the time of creation. When God made the world, the Bible says He rested on the seventh day. God is not human, so He didn't need rest, but He was setting an example for us. When God gave the Ten Commandments, He told the people to take a Sabbath. They were to rest one day each week and focus on Him. Today we are so busy doing so many things that we rarely take time to rest and focus on God. Even if we don't have anywhere to go, we are often on a phone or tablet. Even doing God's work can keep us busy. Jesus said in Matthew 11:28: *Come to Me, all who labor and are heavy laden, and I will give you rest.* In a world with constant noise and activity, it is good for us to be purposeful about taking time to rest.



PRAYER CUP TOWER

SUPPLIES:

Bible, Take-Home page, coloring supplies, plastic cups (1 per kid), permanent marker

PREP:

Print the Take-Home page (1 per kid). Write things or people kids can pray for on each plastic cup (e.g., family, friends, teachers, leaders).

ADAPTATION FOR DIFFERENT LEARNERS: For kids struggling with anxiety to speak or pray in front of others, use echo prayers, in which a leader prays a sentence that kids repeat.

INSTRUCTIONS:

1. **Read:** 1 Corinthians 12:4–6.
2. **Say:** Paul wrote to Timothy to encourage him to continue to do the work God called him to.
3. **Discuss:** How did God use Timothy to help His Church?
4. **Discuss:** How do you think God might use you to help build His Church?
5. **Discuss:** What work does God want us to do?
6. **Say:** God has gifted each believer differently to help build His Church and spread the good news of Jesus. As we grow closer to Jesus, we discover ways He wants to use us.
7. **Say:** One way we can help build God's Church is to pray!
8. *Gather kids in a seated circle with the stack of cups in the middle.*
9. *Kids will take turns choosing a cup from the stack. They will pray for what is listed on the cup. "Dear God, please help my _____ this week. Help me to share the good news of Jesus with them by what I say and do. Amen."*
10. *After they pray, they should place their cup in the middle of the circle and create a group cup tower.*

ACTIVITY WRAP-UP:

Today we learned that God helps us do His work. As we learn truths about God, we can respond to Him. We can tell Him our feelings, we can pray or we can decide to do something or change something.

Lead kids to the "Me Question" box on their Take-Home pages and discuss possible responses. Have kids choose a prompt and write/draw their response.



Wrap-Up

CHOOSE YOUR Challenge

Say: We want to respond to God and remember what He has taught us today. We also want to use what He's taught us during the coming week. As we become more like Jesus, our lives change!

Read the challenges from the Take-Home page aloud. Ask kids to mark which one they want to choose for this week.

SUPPLIES:

Take-Home page, coloring supplies

PREP:

Print the Take-Home page (1 per kid).



PRAYER

Dear God, thank You for giving us unique talents. Help us to use our talents to make a difference in Your Kingdom. Amen.



SAY GOODBYE!

Tell kids goodbye and thank them for being a part of your group.

As kids wait to be picked up, encourage them to complete the activities on the back of the Take-Home page. As kids work, ask relationship-building questions, such as, "What are you looking forward to this week?" or "What do you do for fun?"

As parents arrive at pickup, look for opportunities to connect with them, pointing out the Take-Home page their kid is bringing home.

Extra Time?

- Work on Books of the Bible
- Work on Memory Verse
 - ERASE A WORD: Write on a white board, erasing one word at a time after the class repeats the verse out loud to you.
 - BEAN BAG: Have children toss a bean bag to each other and when they catch the bean bag they say the next word in the verse
 - POPCORN: Have children sit in a circle and jump up in turn and say the next word of the verse, sitting down quickly after saying their word
 - HAND MOTIONS: Either you or the kids make up hand motions to key words or phrases of the verse. Practice and then have a competition between boys and girls.

Greet parents at the door. Make sure you match their security tag with Attendance Book. Have them initial Attendance Book (their security tag and child's nametag can be given to Welcome Desk for nametag ball.)

Hand each parent:

- Any craft/activity page

BEFORE YOU LEAVE:

After 10:00 Services:

- Erase whiteboard.
- Place Prayer Journal and Curriculum book in supply tub.
- Return Prayer Sheet, Blue Report (if needed) and Attendance Book to Welcome Desk

After 11:45 Services:

- Erase whiteboard.
- Make sure chairs are stacked (kids can do this)
- Turn off TV by:
 - Close PowerPoint
 - Power off computer
 - Turn off TV
- Put everything away – all tables should be completely empty
- Place Prayer Journal and Curriculum book in supply tub.
- Return Prayer Sheet, Blue Report (if needed) and Attendance Book to Welcome Desk
- Take supply tub to Resource Room



JAMES

BIBLE PASSAGE: James 2:1–17

FOCUS VERSES: Romans 2:11; Proverbs 22:2;
Matthew 7:12; Ephesians 4:32

Summary: James became a leader of the Jerusalem church. His letter offers wisdom for all believers. In James 2, he teaches not to show favoritism, emphasizing that both the rich and poor are equally loved by God. Showing mercy instead of judgment reflects true faith. Faith in Jesus should inspire actions that help others, especially those in need. God’s love is for everyone, and trusting in Jesus brings eternal life.



MONTHLY *Memory Verse*

May God equip you with everything good that you may do His will, working in us that which is pleasing in His sight, through Jesus Christ.

(HEBREWS 13:21A)

BRITE  *Idea*

God helps us love others.

HE

DOES GOD PLAY FAVORITES?
God does not show favoritism. God created all people and loves all people.

WE

HOW CAN WE LOVE OTHERS LIKE GOD DOES?
With God’s help, we can treat others the way we want to be treated, showing kindness to all people and not showing favoritism.

ME

HOW IS GOD INVITING ME TO RESPOND?
Kids will be given the opportunity to reflect on the truth they learned about God and respond accordingly.

Pray for each regular attendee by name. Pray for those who might visit your group for the first time. Pray specifically for kids who are typically overlooked by others. Pray that they would be made to feel special and valued. Also pray for kids who are typically doing the “overlooking.” Ask God to show them other kids who need to feel valued. Pray that these kids would work to make others feel included and special.

Before Kids Arrive

- Go through your supply tub and make sure you have all the supplies you need for the morning. (we do sometimes make mistakes 😊)

Arrival

Kids will be with their parents for worship and be dismissed to meet you in the Bridge Kids Lobby. During the kids blessing, come to the Bridge Kids Lobby and get your Attendance Book.

Welcome kids and verify you have all kids listed in the book (and that all kids ARE listed in the book. Any kids not listed will need to be checked in by the Welcome Desk).

Big Group

When prompted, take your group to the Big Group Room. If any brought their Bibles, have them place their names on the slips of paper and place in the proper container.

Please sit with your few and help them be good listeners.

After Big Group

Welcome the kids to your group.

Ask: What was the best part of your week? What was the worst part of your week?

Ask: How did God use those experiences to grow you as a disciple of Jesus?

Ask: How can I pray for you (write them on the journal page).

Start With Prayer Requests – this builds relationship.

You will pray at the end of the service



Leader TRAINING

LEADER TRAINING TOPIC: ROUGHHOUSING

You turn your back for a second, and the next thing you know Aiden and Oliver are wrestling again. You are a little afraid someone is going to get hurt, and you're definitely annoyed that they can't keep from being so rough.

- **Don't allow horseplay.** These situations are ones in which truly you give an inch and kids take it a mile. Physical interactions quickly escalate. Keep a firm boundary on kids keeping their hands to themselves. When your group is rough physically, some kids may not feel safe.
- **Minimize downtime.** Keep your groups busy with meaningful activities. When kids get bored, some get physical.
- **Define spaces.** Have chairs spread apart enough at tables. Have designated spots on the floor to sit. Help kids by giving them their own space. Remind kids to stay in their own space or "bubble."
- **Provide fidgets.** If a kid has a hard time keeping their hands to themselves, consider giving them something to have in their hands. Sometimes kids just get overstimulated and need to touch something. Better a fidget than a friend!

NAVIGATING A BROKEN WORLD: FEELING UNWANTED

Research shows that as many as 18 percent of kids experience emotional neglect.* Emotional neglect occurs when love, concern and other emotional needs are withheld from the child. These experiences, as well as parent abandonment or rejection from siblings and friends, can cause kids to feel unwanted. You may have kids in your group who feel rejected by the people they love the most. You may also have kids who just feel left out in social situations. Perhaps they don't fit in with other kids at school or church. Your group can be a place where every kid knows that they are wanted. In today's lesson, kids will discover that God loves everyone. His love is unconditional and won't end. He wants every kid to have a relationship with Him. Every kid needs a loving, caring adult investing in them. In your role, you have the opportunity to help kids in your group experience the unconditional love of our Savior.

*For more resources on this topic, check out:

[britecurriculum.com/resources](https://www.britecurriculum.com/resources).

ELEMENTARY GLOSSARY

Faith: trusting and believing even if you can't see or understand

Favoritism: act of giving special privileges to one person over another

Mercy: compassion, kindness that is not deserved

Wisdom: understanding a situation and knowing what to do

Small Group ROADMAP

1 BELONG
(10 MINUTES)

Goal: For kids to experience God's love through a welcoming community

WOULD YOU RATHER?
SUPPLIES: None

OR

HEART HUNT
SUPPLIES: Printable pages, scissors, 2 envelopes


2 BELIEVE
(10 MINUTES)

Goal: For kids to discover who God is by engaging with the Bible

COIN TOSS
SUPPLIES: Bibles, teaching slide, plastic cup, painter's tape, coins (3 per kid)

OR

EQUAL VALUE
SUPPLIES: Bible, printable page, clean/shiny pennies (1 per kid), dirty pennies (1 per kid), tape

3 

DISCIPLESHIP DISCUSSION
(10 MINUTES)

Goal: To engage kids in faith conversations that help them navigate a broken world with biblical wisdom


4 BECOME
(10 MINUTES)

Goal: For kids to learn to follow Jesus by applying faith to their lives

GOLDEN RULE DRAWINGS
SUPPLIES: Bible, Take-Home page, coloring supplies, printable page

OR

KINDNESS CATCH
SUPPLIES: Bible, Take-Home page, coloring supplies, ball

5 

SMALL GROUP WRAP-UP
(5 MINUTES)

SUPPLIES: Take-Home page, coloring supplies



EQUAL VALUE

SUPPLIES:

Bible, printable page, clean/shiny pennies (1 per kid), dirty pennies (1 per kid), tape

PREP:

Print the printable page (1 per kid).

INSTRUCTIONS:

- 1. Read:** Romans 2:11.
- 2. Discuss:** What does partiality mean?
- 3. Discuss:** What did James teach about partiality, or showing favorites?
- 4. Say:** We can show partiality to certain things like a favorite food, favorite animal or favorite activity. Sometimes we can even show partiality to people.
- 5. Show kids the pennies.**
- 6. Discuss:** What do you notice about these pennies?
- 7. Say:** Even though some of the pennies look brand new, nice and shiny, they aren't worth any more than the old, dirty looking pennies. If you look closely, each penny says "one cent" on it. They are each worth one cent.
- 8. Say:** That is how God sees each of us. We all have the same value to God no matter what we look like on the outside.
- 9. Pass out the printable page to kids. Allow them to each pick a "shiny" and "dirty" penny to tape onto their page.**
- 10. Read the verse at the top of the page to kids.**
- 11. Discuss:** Does God play favorites?
- 12. Say:** God does not show favoritism. God created all people and loves all people.


ACTIVITY WRAP-UP:

Just as your pennies have the same value, every human is of the same value to God. God does not have a favorite human. God created us all and loves us all the same.



Discipleship DISCUSSION

WHAT DOES THIS MEAN FOR FOLLOWERS OF JESUS?

Discuss: How does this story show us God is a promise keeper?

Say: Deuteronomy 10:17 says: *For the Lord your God is God of gods and Lord of lords, the great, the mighty, and the awesome God, who is not partial and takes no bribe.* God's word also tells us that He never changes. Today's story from the New Testament shows us He keeps us promise that He is unchanging. God's instructions for us not to show favoritism align with who He has always been.

BUT WHAT ABOUT...FEELING UNWANTED?

Discuss: Have you ever had a time that you felt unwanted or left out?

Discuss: What can cause kids to feel unwanted?

Discuss: What do you think God has to say about that?

Say: Unfortunately there are times that grown-ups cause kids to feel like they aren't wanted or aren't good enough. Most of the time it is not on purpose, and sometimes it is because adults are making bad choices. Sometimes other kids make us feel unwanted. Maybe we feel left out a lot. It really hurts when those types of situations happen. The good news is that even when people hurt us or let us down, God always loves us. He always wants us. The Bible describes believers in Jesus in 1 Peter 2:9 as *a chosen race, a royal priesthood, a holy nation, a people for His own possession.* You are chosen and deeply loved by God, always.



KINDNESS CATCH

SUPPLIES:

Bible, Take-Home page, coloring supplies, ball

PREP:

Print the Take-Home page (1 per kid).

ADAPTATION FOR DIFFERENT LEARNERS: Guide struggling learners by giving them ideas for kindness opportunities and then praying for their friend.

INSTRUCTIONS:

1. **Read:** Ephesians 4:32.
2. **Discuss:** What is one way James encouraged his readers to show kindness?
3. **Discuss:** How has someone shown kindness to you?
4. *Gather kids in a seated circle.*
5. **Say:** Let's pass the ball around the circle as we share ways we can show kindness to others.
6. *Share an age-appropriate example of a way you have shown kindness. Toss the ball to a kid in the circle. After each kid shares, they should toss the ball to someone who has not had a turn and say a prayer for the person who tossed the ball to them.*
7. *For example, "Dear Jesus, please help (name) love others like You do this week. Amen."*
8. **Discuss:** Is it easy to show kindness to everyone? Why or why not?
9. **Discuss:** How can we love others like God does?
10. **Say:** With God's help, we can treat others the way we want to be treated, showing kindness to all people and not showing favoritism.

ACTIVITY WRAP-UP:

Today we learned that God helps us love others. As we learn truths about God, we can respond to Him. We can tell Him our feelings, we can pray or we can decide to do something or change something.

Lead kids to the "Me Question" box on their Take-Home pages and discuss possible responses. Have kids choose a prompt and write/draw their response.



Wrap-Up

CHOOSE YOUR Challenge

Say: We want to respond to God and remember what He has taught us today. We also want to use what He's taught us during the coming week. As we become more like Jesus, our lives change!

Read the challenges from the Take-Home page aloud. Ask kids to mark which one they want to choose for this week.

SUPPLIES:

Take-Home page, coloring supplies

PREP:

Print the Take-Home page (1 per kid).



PRAYER

Dear God, thank You for loving us so well! We praise You for loving us all the same. Help us be kind and show others Your love. Amen.



SAY GOODBYE!

Tell kids goodbye and thank them for being a part of your group.

As kids wait to be picked up, encourage them to complete the activities on the back of the Take-Home page. As kids work, ask relationship-building questions, such as, "What are you looking forward to this week?" or "What do you do for fun?"

As parents arrive at pickup, look for opportunities to connect with them, pointing out the Take-Home page their kid is bringing home.

Extra Time?

- Work on Books of the Bible
- Work on Memory Verse
 - ERASE A WORD: Write on a white board, erasing one word at a time after the class repeats the verse out loud to you.
 - BEAN BAG: Have children toss a bean bag to each other and when they catch the bean bag they say the next word in the verse
 - POPCORN: Have children sit in a circle and jump up in turn and say the next word of the verse, sitting down quickly after saying their word
 - HAND MOTIONS: Either you or the kids make up hand motions to key words or phrases of the verse. Practice and then have a competition between boys and girls.

Greet parents at the door. Make sure you match their security tag with Attendance Book. Have them initial Attendance Book (their security tag and child's nametag can be given to Welcome Desk for nametag ball.)

Hand each parent:

- Any craft/activity page

BEFORE YOU LEAVE:

After 10:00 Services:

- Erase whiteboard.
- Place Prayer Journal and Curriculum book in supply tub.
- Return Prayer Sheet, Blue Report (if needed) and Attendance Book to Welcome Desk

After 11:45 Services:

- Erase whiteboard.
- Make sure chairs are stacked (kids can do this)
- Turn off TV by:
 - Close PowerPoint
 - Power off computer
 - Turn off TV
- Put everything away – all tables should be completely empty
- Place Prayer Journal and Curriculum book in supply tub.
- Return Prayer Sheet, Blue Report (if needed) and Attendance Book to Welcome Desk
- Take supply tub to Resource Room