

JESUS HEALS ON THE SABBATH

BIBLE PASSAGE: Matthew 12:1-14

FOCUS VERSES: Matthew 28:18; Romans 10:9-10;
Ephesians 2:8-9

Summary: The Pharisees were angry that Jesus' disciples ate grain in a field on the Sabbath. The disciples had broken one of the many rules the Pharisees had created about the Sabbath. Jesus told them He was Lord of the Sabbath. Then He angered them again when He healed a man with a withered arm on the Sabbath. Jesus showed He is Lord of all and taught that following rules isn't enough to be right with God.



MONTHLY Memory Verse

So that at the name of Jesus every knee should bow...and every tongue confess that Jesus Christ is Lord, to the glory of God the Father.

(PHILIPPIANS 2:10-11)

BRITE  **Idea**

Jesus is Lord of all.

HE

WHAT DOES IT MEAN THAT JESUS IS LORD?

Jesus is God. He has ultimate authority over all things.

WE

WILL FOLLOWING THE RULES MAKE US RIGHT WITH GOD?

We can't do anything to fix our sin problem on our own. God loves us so much that He sent Jesus to make a way for us to be right with Him.

ME

HOW IS GOD INVITING ME TO RESPOND?

Kids will be given the opportunity to reflect on the truth they learned about God and respond accordingly.

Pray for each regular attendee by name. Pray for those who might visit your group for the first time. Pray specifically for kids who are typically overlooked by others. Pray that they would be made to feel special and valued. Also pray for kids who are typically doing the "overlooking." Ask God to show them other kids who need to feel valued. Pray that these kids would work to make others feel included and special.

Before Kids Arrive

- Go through your supply tub and make sure you have all the supplies you need for the morning. (we do sometimes make mistakes 😊)

Arrival

Kids will be with their parents for worship and be dismissed to meet you in the Bridge Kids Lobby. During the kids blessing, come to the Bridge Kids Lobby and get your Attendance Book.

Welcome kids and verify you have all kids listed in the book (and that all kids ARE listed in the book. Any kids not listed will need to be checked in by the Welcome Desk).

Big Group

When prompted, take your group to the Big Group Room. If any brought their Bibles, have them place their names on the slips of paper and place in the proper container.

Please sit with your few and help them be good listeners.

After Big Group

Welcome the kids to your group.

Ask: What was the best part of your week? What was the worst part of your week?

Ask: How did God use those experiences to grow you as a disciple of Jesus?

Ask: How can I pray for you (write them on the journal page).

Start With Prayer Requests – this builds relationship.

You will pray at the end of the service



Leader TRAINING

LEADER TRAINING TOPIC: INCREASE YOUR OWN ENGAGEMENT

Model engagement for kids by being all-in yourself!

- **Read your lesson ahead.** The more prepared you are, the more attention you can give directly to the kids. You will feel confident and less distracted because you will know what is happening next.
- **Have all of your supplies.** If you have to search for scissors, the momentum of your group pauses. During these pauses, kids will disengage and find other things to entertain them.
- **Avoid your own distractions.** Put away your cell phone. Save the conversations with other adults for later. Give kids your undivided attention—they deserve it!

NAVIGATING A BROKEN WORLD: FOLLOWING RULES

When surveyed, 59 percent of adults who are not parents indicated they believe today's parents are too lenient with rules.* While kids may not admit they like rules, most recognize they are necessary and get offended when others break the rules. You might have some stringent rule followers in your group, and you may also have kids who want to test every boundary. In today's story, kids will learn about the Pharisees being angry that Jesus didn't follow a rule they created. Help kids understand Jesus wasn't defying authority. He was the authority on how to be right with God. Help kids understand that following rules honors God but can't make us right with Him. Only Jesus can do that!

ELEMENTARY GLOSSARY

Authority: the power to make decisions and give orders

Lord: God, One who has authority and power

Sabbath: the seventh day of the week that God set aside as holy

*For more resources on this topic, check out: <https://pin.it/5rSl58hjk>

Small Group ROADMAP

1

BELONG (10 MINUTES)

Goal: For kids to experience God's love through a welcoming community

CRAZY LAWS

SUPPLIES: Printable pages, writing supplies

OR

LEADER, MAY I?

SUPPLIES: None

2

BELIEVE (10 MINUTES)

Goal: For kids to discover who God is by engaging with the Bible

VERSE BALL

SUPPLIES: Bibles, teaching slide, ball (1 per 2 kids)

OR

JESUS IS LORD

SUPPLIES: Bibles, 2 pieces of paper, writing supplies

3



DISCIPLESHIP DISCUSSION (10 MINUTES)

Goal: To engage kids in faith conversations that help them navigate a broken world with biblical wisdom

4

BECOME (10 MINUTES)

Goal: For kids to learn to follow Jesus by applying faith to their lives

THE PRICE IS FREE!

SUPPLIES: Bibles, Take-Home page, writing supplies, printable pages

OR

PIPE CLEANER RESPONSE

SUPPLIES: Bibles, Take-Home page, writing supplies, pipe cleaners (2 per kid)

5



SMALL GROUP WRAP-UP (5 MINUTES)

SUPPLIES: Take-Home page, writing supplies



VERSE BALL

SUPPLIES:

Bibles, teaching slide, ball (1 per 2 kids)

PREP:

Print or show the Memory Verse teaching slide (Image 03).

LEADER TIP: Time how long it takes the pairs to say their verse and challenge them to beat each other's times!

ADAPTATION FOR DIFFERENT LEARNERS: For students struggling with mobility, allow for modifications to pass the ball (e.g., pass ball while sitting, rolling ball across floor, or sitting closer to peer)

INSTRUCTIONS:

1. *Lead kids to find Philippians 2:10–11 in their Bibles. Read the verses aloud together.*
2. **Discuss:** What does this verse tell us about Jesus?
3. **Discuss:** In today's story, how did Jesus demonstrate He had authority over the Sabbath?
4. **Discuss:** What does it mean that Jesus is Lord?
5. **Say:** Jesus is God. He has ultimate authority over all things!
6. **Say:** Let's play a game to practice our verse! I will divide you into pairs and give each pair a ball. You will pass the ball between you and your partner, each saying the next word of the verse. After you practice with your partner, we will see which pair can say the verse the fastest.
7. *Divide the kids into pairs and give each pair a ball.*
8. *Give pairs time to practice the verse and pass the ball. Help pairs as needed by saying the verse along with them.*
9. **Say:** Now, let's speed it up and see which pair can pass the ball and say the verse fastest!
10. *Start the game and cheer the kids on.*
11. *Declare a winner.*

ACTIVITY WRAP-UP:

Jesus is Lord of all! Jesus is God and has all the power and authority of God.



Discipleship DISCUSSION

HOW CAN I KNOW THIS IS TRUE?

Discuss: Why do you think some people got upset when Jesus helped others?

Say: The Bible says Jesus healed a man on the Sabbath, angering religious leaders. Archaeology reveals why. In Capernaum's ancient synagogue ruins, archaeologists found stone benches arranged for communal worship and teaching, reflecting the synagogue's role as a center for enforcing Sabbath laws. Inscriptions and artifacts from similar sites highlight rules banning work, like healing, on the Sabbath. These places match the Bible's description of where Jesus taught and healed. They help us see why leaders were so strict about Sabbath rules and how Jesus showed God's love by caring for people and helping them, even on the special rest day.

Read Matthew 12:12b directly from the Bible: *So it is lawful to do good on the Sabbath.*

BUT WHAT ABOUT ... FOLLOWING THE RULES?

Discuss: Do you feel like rules are important? Why or why not?

Discuss: Is it important for people to follow rules? Why or why not?

Discuss: What do you think God has to say about that?

Say: Everywhere we go in life, there are rules. From the classroom to the sports field, there are rules to help people know what to do. Rules are good boundaries that protect people. Romans 13:1 says: *Let every person be subject to the governing authorities. For there is no authority except from God, and those that exist have been instituted by God.* In other words, it is right to obey our teachers, parents, coaches, and other authority figures. However, sometimes people think that following the rules will make God love them more. While God wants us to make wise choices and honor those who are in charge, He loves us even when we break the rules. He offers His grace and forgiveness through Jesus.



PIPE CLEANER RESPONSE

SUPPLIES:

Bibles, Take-Home page, writing supplies, pipe cleaners (2 per kid)

PREP:

Print the Take-Home page (1 per kid).

ADAPTATION FOR DIFFERENT LEARNERS: For active learners, stand close and place your hand on their shoulder to help them wait patiently during the pipe cleaner portion.

INSTRUCTIONS:

1. **Discuss:** Why did Jesus break the Pharisees' rules about the Sabbath?
2. **Say:** Jesus has all authority. He is God. The Pharisees made up rules about how to follow God. These rules were people's rules, not God's.
3. **Say:** Unfortunately, sometimes we also make up rules about how to follow God and have a friendship with Him.
4. **Discuss:** True or false? Can you do enough good things to have a friendship with God and go to heaven? Why?
5. *Lead kids to find Ephesians 2:8-9 in their Bibles. Read it aloud together.*
6. **Discuss:** What does this tell us about the grace of God? Will following the rules make us right with God?
7. **Say:** All of us sin. We can't do anything to fix our sin problem on our own. God loves us so much that He sent Jesus to make a way for us to be right with Him.
8. **Say:** Let's take time to respond to this good news. You will each get two pipe cleaners and spread out and find space away from others. Think about this amazing gift of grace and use the pipe cleaners to form a response. It could be the shape of a heart, a Bible, a cross or any other symbol that reminds you of the grace of God. As you form your response, talk to God.
9. *Give kids time to reflect and pray. After a few minutes, gather kids together.*
10. *Lead kids to find Romans 10:9-10 in their Bibles. Read it aloud together.*
11. **Discuss:** How can we accept this free gift of God's grace?

ACTIVITY WRAP-UP:

Today we learned Jesus is Lord. As we learn truths about God, we can respond to Him. We can tell Him our feelings, we can pray, or we can decide to do something or change something.

Lead kids to use the "Me Question" box on their Take-Home pages to choose a prompt and draw/write their response. Allow kids to volunteer to share their responses.



Wrap-Up

CHOOSE YOUR Challenge

Say: We want to respond to God and remember what He has taught us today. We also want to use what He's taught us during the coming week. As we become more like Jesus, our lives change!

Read the challenges from the Take-Home page aloud. Ask kids to mark which one they want to choose for this week.

SUPPLIES:

Take-Home page, writing supplies

PREP:

Print the Take-Home page (1 per kid).



PRAYER

God, thank You so much for the incredible gift of Your grace! Thank You for sending Jesus to make a way for us to be right with You. We love You. In Jesus' name, amen.



SAY GOODBYE!

Tell kids goodbye and thank them for being a part of your group.

As kids wait to be picked up, encourage them to complete the activities on the back of the Take-Home page. As kids work, ask relationship-building questions, such as, "What are you looking forward to this week?" or "What do you do for fun?"

As parents arrive at pickup, look for opportunities to connect with them, pointing out the Take-Home page their kid is bringing home.

Extra Time?

- Work on Books of the Bible
- Work on Memory Verse
 - ERASE A WORD: Write on a white board, erasing one word at a time after the class repeats the verse out loud to you.
 - BEAN BAG: Have children toss a bean bag to each other and when they catch the bean bag they say the next word in the verse
 - POPCORN: Have children sit in a circle and jump up in turn and say the next word of the verse, sitting down quickly after saying their word
 - HAND MOTIONS: Either you or the kids make up hand motions to key words or phrases of the verse. Practice and then have a competition between boys and girls.

Greet parents at the door. Make sure you match their security tag with Attendance Book. Have them initial Attendance Book (their security tag and child's nametag can be given to Welcome Desk for nametag ball.)

Hand each parent:

- Any craft/activity page


BEFORE YOU LEAVE:

After 10:00 Services:

- Erase whiteboard.
- Place Prayer Journal and Curriculum book in supply tub.
- Return Prayer Sheet, KidMin Team Member Report (if needed) and Attendance Book to Welcome Desk

After 11:45 Services:

- Erase whiteboard.
- Make sure chairs are stacked (kids can do this)
- Turn off TV by:
 - Close PowerPoint
 - Power off computer
 - Turn off TV
- Put everything away – all tables should be completely empty
- Place Prayer Journal and Curriculum book in supply tub.
- Return Prayer Sheet, KidMin Team Member Report (if needed) and Attendance Book to Welcome Desk
- Take supply tub to Resource Room



THE FEEDING OF THE 5,000

BIBLE PASSAGE: John 6:1–15

FOCUS VERSES: Psalm 24:1; Deuteronomy 10:14;
Luke 1:37; Philippians 4:19

Summary: A large crowd followed Jesus. Jesus asked Philip where they could buy food for the crowd. Andrew mentioned a boy with five loaves and two fish. Jesus had the people sit, blessed the food and distributed it. Everyone ate their fill, and twelve baskets of leftovers were collected. Because of this amazing miracle, the crowd recognized Jesus as the prophet they had been waiting for.



MONTHLY Memory Verse

So that at the name of Jesus every knee should bow...and every tongue confess that Jesus Christ is Lord, to the glory of God the Father.

(PHILIPPIANS 2:10–11)

BRITE  **Idea**

Jesus provides.

HE

HOW IS JESUS ABLE TO PROVIDE?

Jesus is God and He is Lord over all things. Nothing is impossible for Him and everything belongs to Him.

WE

WHAT CAN JESUS PROVIDE?

Everything we have is a gift from Jesus. He knows our needs. We can trust He is able to provide according to His perfect will.

ME

HOW IS GOD INVITING ME TO RESPOND?

Kids will be given the opportunity to reflect on the truth they learned about God and respond accordingly.

Pray for each regular attendee by name. Pray for those who might visit your group for the first time. Pray specifically for kids who are typically overlooked by others. Pray that they would be made to feel special and valued. Also pray for kids who are typically doing the “overlooking.” Ask God to show them other kids who need to feel valued. Pray that these kids would work to make others feel included and special.

Before Kids Arrive

- Go through your supply tub and make sure you have all the supplies you need for the morning. (we do sometimes make mistakes 😊)

Arrival

Kids will be with their parents for worship and be dismissed to meet you in the Bridge Kids Lobby. During the kids blessing, come to the Bridge Kids Lobby and get your Attendance Book.

Welcome kids and verify you have all kids listed in the book (and that all kids ARE listed in the book. Any kids not listed will need to be checked in by the Welcome Desk).

Big Group

When prompted, take your group to the Big Group Room. If any brought their Bibles, have them place their names on the slips of paper and place in the proper container.

Please sit with your few and help them be good listeners.

After Big Group

Welcome the kids to your group.

Ask: What was the best part of your week? What was the worst part of your week?

Ask: How did God use those experiences to grow you as a disciple of Jesus?

Ask: How can I pray for you (write them on the journal page).

Start With Prayer Requests – this builds relationship.

You will pray at the end of the service



Leader TRAINING

LEADER TRAINING TOPIC: ENGAGE FROM THE START

Don't wait for the actual lesson to begin to try to engage kids in your group. You can set the tone for kids' engagement as soon as they walk in the door.

- **Greet kids at the door.** Be early so that you can have everything set up in time to physically stand by the door as kids come in.
- **Welcome kids by name.** As kids enter, be intentional to greet them personally by name. Say something like, "Hudson, I was hoping you'd be here" or "Maria, we were waiting for you!" When we use kids' names, we immediately communicate their value to the group.
- **Have something for them to do as soon as they walk in.** Eliminate idle time from the start. Engage kids in a game or have quiet activities such as building materials or modeling dough. Have additional leaders sit with them and begin conversations.

NAVIGATING A BROKEN WORLD: POVERTY

According to 2023 data, 16 percent of kids under the age 18 are living in poverty.* There may be kids in your group whose families have significantly less than others. You might serve families who struggle to provide food and other needs. Be sensitive to this in conversations and avoid making comparisons or assumptions. Emphasize that everything we have comes from God and that He knows our needs. He also knows we most need a relationship with Him, even more than we need physical things. Kids in your group may also wonder why people are poor. Help kids understand that poverty is a part of a world broken by sin, but God uses poverty both to bring people to Himself and to allow His followers to be generous.

ELEMENTARY GLOSSARY

Lord: God, One who has authority and power

Miracle: an amazing act that can only be done by the power of God

Provide: to give

*For more resources on this topic, check out: <https://pin.it/3B1sP3cU1>

Small Group ROADMAP

1

BELONG (10 MINUTES)

Goal: For kids to experience God's love through a welcoming community

BEAT THE CLOCK

SUPPLIES: Fish crackers (2 per kid), round soup crackers (5 per kid), straws (1 per kid), plates (2 per kid), timer

OR

CLUMPS: FAVORITE FOOD

SUPPLIES: None

2

BELIEVE (10 MINUTES)

Goal: For kids to discover who God is by engaging with the Bible

COLLECT THE VERSE

SUPPLIES: Bibles, teaching slide, printable pages, scissors

OR

WORD ART

SUPPLIES: Bibles, cardstock (1 per kid), coloring supplies

3



DISCIPLESHIP DISCUSSION (10 MINUTES)

Goal: To engage kids in faith conversations that help them navigate a broken world with biblical wisdom

4

BECOME (10 MINUTES)

Goal: For kids to learn to follow Jesus by applying faith to their lives

WHAT CAN JESUS PROVIDE?

SUPPLIES: Bibles, Take-Home page, writing supplies, 3 pieces of paper, timer

OR

FOLDED BREAD PRAYER

SUPPLIES: Bibles, Take-Home page, writing supplies, printable page, kid scissors (1 per kid)

5



SMALL GROUP WRAP-UP (5 MINUTES)

SUPPLIES: Take-Home page, writing supplies



COLLECT THE VERSE

SUPPLIES:

Bibles, teaching slide, printable pages, scissors

PREP:

Print or show the Memory Verse teaching slide (Image 03). Print the printable pages double-sided and cut out (2 sets of memory verse cards). Mix the cards all together and scatter them around your space with the picture side up.

ADAPTATION FOR DIFFERENT LEARNERS: For kids with mobility needs, allow extra space and time for specialized equipment or buddy them up with a familiar friend to assist.

INSTRUCTIONS:

1. *Lead kids to find Philippians 2:10–11 in their Bibles. Read it aloud together.*
2. **Discuss:** What does this verse tell us about Jesus?
3. **Discuss:** How did God provide food for everyone?
4. **Discuss:** Why do you think Jesus did this miracle?
5. **Discuss:** How is Jesus able to provide for us?
6. **Say:** Our verse tells us that Jesus is Lord of all. He has all authority and power, and everything belongs to Him.
7. **Say:** Let's play a game to practice our verse! There are cards scattered throughout our space. One at a time, you will try to find a verse card and then run back and tag the next person in line. The first team to find all the words of the verse and put them in the correct order wins. Be careful, there are two complete sets of the verse, so if you have duplicate words, you will need to put one back.
8. *Divide kids into two teams and have each team stand in a line across from the loaves and fish.*
9. *Start the game and cheer kids on! Help teams with their verse as needed.*
10. *Declare a winner!*

ACTIVITY WRAP-UP:

Jesus can provide all that we need! He is God, and He is Lord over all things. Nothing is impossible for Him, and everything belongs to Him.



Discipleship DISCUSSION

HOW CAN I KNOW THIS IS TRUE?

Discuss: Do you think people in Jesus' time doubted Jesus really fed so many people with such little food?

Say: The Bible says Jesus fed over 5,000 people with only five loaves and two fish. That miracle happened near the Sea of Galilee—a real place that archaeologists have explored. They've discovered towns nearby, like Bethsaida and Capernaum, where crowds often gathered to hear Jesus teach. Early Christian mosaics from the Church of the Multiplication in Tabgha (near the traditional site of the miracle) show loaves and fish, proving that people believed this really happened even in the first centuries after Jesus lived. These discoveries help confirm that the setting and story are real and that Jesus has the power to provide.

Read John 6:11a directly from the Bible: *Jesus then took the loaves, and when He had given thanks, He distributed them to those who were seated.*

BUT WHAT ABOUT ... POVERTY?

Discuss: What does the word "poverty" mean?

Discuss: Why do you think there are people in the world who live in poverty?

Discuss: What do you think God has to say about that?

Say: You may have heard someone say that if God were real, there wouldn't be poor people in the world. If someone is poor, that doesn't mean that God doesn't care about them. Proverbs 22:2 says: *The rich and the poor meet together; the Lord is the Maker of them all.* Our world is broken by sin, which means many people are poor because of how others' choices have affected them. Some people are poor because of their own choices. Some people are poor because, for reasons we don't understand, that is what God has designed for their lives. God can use poverty to help bring people closer to Him and also to give His followers a chance to be generous to others. Brainstorm with your family how you could help others who have less.



FOLDED BREAD PRAYER

SUPPLIES:

Bibles, Take-Home page, writing supplies, printable page, kid scissors (1 per kid)

PREP:

Print the Take-Home page (1 per kid). Print the printable page (1 per kid).

LEADER TIP: Make an example ahead of time.

ADAPTATION FOR DIFFERENT LEARNERS: Some kids struggle with fine motor skills or processing directions. Help them with folding paper, using scissors and following directions.

INSTRUCTIONS:

1. **Discuss:** What miracle did Jesus do in our Bible story today?
2. **Discuss:** Does Jesus only take care of the needs of the people in the Bible? Why or why not?
3. *Lead kids to find Philippians 4:19 in their Bibles. Read it aloud together.*
4. **Discuss:** What does this verse tell us that Jesus will provide?
5. **Say:** Everything we have is a gift from Jesus. He knows our needs. We can trust He is able to provide according to His perfect will.
6. **Say:** Let's do an activity that will guide us in prayer today.
7. *Pass out the materials.*
8. **Say:** Let's make a bread chain. Follow my instructions carefully.
9. *Guide the kids in the following steps:*
 - *Fold the paper in half horizontally. The bread outline should be visible.*
 - *Fold the paper in half horizontally again with the bread outline visible.*
 - *Fold the paper in half vertically with the bread outline visible.*
 - *Cut on the solid black line (cutting the edges of all the folds).*
 - *Open the paper and see four pieces of bread shapes still connected.*
10. **Say:** On the pieces of bread, write a prayer to Jesus about His provision. You can thank Him, ask for help in trusting Him or tell Him what you need.
11. *Give kids time to write their prayers.*

ACTIVITY WRAP-UP:

Today we learned Jesus provides. As we learn truths about God, we can respond to Him. We can tell Him our feelings, we can pray, or we can decide to do something or change something.

Lead kids to use the "Me Question" box on their Take-Home pages to choose a prompt and draw/write their response. Allow kids to volunteer to share their responses.



Wrap-Up

CHOOSE YOUR Challenge

Say: We want to respond to God and remember what He has taught us today. We also want to use what He's taught us during the coming week. As we become more like Jesus, our lives change!

Read the challenges from the Take-Home page aloud. Ask kids to mark which one they want to choose for this week.

SUPPLIES:

Take-Home page, writing supplies

PREP:

Print the Take-Home page (1 per kid).



PRAYER

Jesus, thank You for providing everything that we need. Help us to trust You with what we need. Amen.



SAY GOODBYE!

Tell kids goodbye and thank them for being a part of your group.

As kids wait to be picked up, encourage them to complete the activities on the back of the Take-Home page. As kids work, ask relationship-building questions, such as, "What are you looking forward to this week?" or "What do you do for fun?"

As parents arrive at pickup, look for opportunities to connect with them, pointing out the Take-Home page their kid is bringing home.

Extra Time?

- Work on Books of the Bible
- Work on Memory Verse
 - ERASE A WORD: Write on a white board, erasing one word at a time after the class repeats the verse out loud to you.
 - BEAN BAG: Have children toss a bean bag to each other and when they catch the bean bag they say the next word in the verse
 - POPCORN: Have children sit in a circle and jump up in turn and say the next word of the verse, sitting down quickly after saying their word
 - HAND MOTIONS: Either you or the kids make up hand motions to key words or phrases of the verse. Practice and then have a competition between boys and girls.

Greet parents at the door. Make sure you match their security tag with Attendance Book. Have them initial Attendance Book (their security tag and child's nametag can be given to Welcome Desk for nametag ball.)

Hand each parent:

- Any craft/activity page


BEFORE YOU LEAVE:

After 10:00 Services:

- Erase whiteboard.
- Place Prayer Journal and Curriculum book in supply tub.
- Return Prayer Sheet, KidMin Team Member Report (if needed) and Attendance Book to Welcome Desk

After 11:45 Services:

- Erase whiteboard.
- Make sure chairs are stacked (kids can do this)
- Turn off TV by:
 - Close PowerPoint
 - Power off computer
 - Turn off TV
- Put everything away – all tables should be completely empty
- Place Prayer Journal and Curriculum book in supply tub.
- Return Prayer Sheet, KidMin Team Member Report (if needed) and Attendance Book to Welcome Desk
- Take supply tub to Resource Room



THE TRANSFIGURATION

BIBLE PASSAGE: Mark 9:2–13; Luke 9:28–36

FOCUS VERSES: John 1:14; Hebrews 1:3; Colossians 1:15;
1 John 4:15

Summary: Jesus took James, John and Peter up on a mountain. While Jesus was praying, the appearance of His face was altered and His clothing began to shine. Moses and Elijah appeared and spoke with Jesus about what was to come. The disciples were sleeping but awoke when they saw Jesus in His glory. Peter offered to make tents for each of them. The voice of God came down and declared Jesus was His Son.



MONTHLY *Memory Verse*

So that at the name of Jesus every knee should bow...and every tongue confess that Jesus Christ is Lord, to the glory of God the Father.

(PHILIPPIANS 2:10–11)



Jesus reveals God's glory.

HE

WHAT IS GOD'S GLORY?
God's glory is His magnificence on display. By showing God's glory, Jesus showed He is fully God.

WE

HOW CAN WE RESPOND TO WHO JESUS IS?
We can listen to Jesus and believe He is the Son of God. We can trust in Jesus as our Lord and Savior.

ME

HOW IS GOD INVITING ME TO RESPOND?
Kids will be given the opportunity to reflect on the truth they learned about God and respond accordingly.

Pray for each regular attendee by name. Pray for those who might visit your group for the first time. Pray specifically for kids who are typically overlooked by others. Pray that they would be made to feel special and valued. Also pray for kids who are typically doing the "overlooking." Ask God to show them other kids who need to feel valued. Pray that these kids would work to make others feel included and special.

Before Kids Arrive

- Go through your supply tub and make sure you have all the supplies you need for the morning. (we do sometimes make mistakes 😊)

Arrival

Kids will be with their parents for worship and be dismissed to meet you in the Bridge Kids Lobby. During the kids blessing, come to the Bridge Kids Lobby and get your Attendance Book.

Welcome kids and verify you have all kids listed in the book (and that all kids ARE listed in the book. Any kids not listed will need to be checked in by the Welcome Desk).

Big Group

When prompted, take your group to the Big Group Room. If any brought their Bibles, have them place their names on the slips of paper and place in the proper container.

Please sit with your few and help them be good listeners.

After Big Group

Welcome the kids to your group.

Ask: What was the best part of your week? What was the worst part of your week?

Ask: How did God use those experiences to grow you as a disciple of Jesus?

Ask: How can I pray for you (write them on the journal page).

Start With Prayer Requests – this builds relationship.

You will pray at the end of the service



Leader TRAINING

LEADER TRAINING TOPIC: HELP KIDS KNOW THEY BELONG

➤ The more kids feel that they belong, the more invested they will be in your group.

- **Build relationships among kids.** Introduce kids to each other. Use the Belong activities to help identify commonalities and make connections between kids.
- **Assign responsibilities.** Help kids feel invested by giving them things to do to make your group function. Give away every task you can—handing out Bibles, putting pencils away, setting up chairs, etc. Help kids feel ownership in what is happening.
- **Keep everything interactive.** It can be tempting to skip interactive parts of activities for the sake of time or simplicity. However, these are designed to engage kids and give them an active role in their learning. Ask the discussion questions. Get kids out of their chairs. Keep them involved!

NAVIGATING A BROKEN WORLD: SOCIAL MEDIA

Social media use is increasing among tweens (ages 8–12). A recent survey showed 38 percent of tweens engage with social media. * Platforms such as YouTube, TikTok, Snapchat and Instagram are flooding our kids' minds and hearts. Kids today are exposed to much more of the world at younger ages. Take some time to find out what the kids in your group follow on social media. By checking out some of their favorites, you will get an idea of how their worldview is being shaped. In today's lesson, kids will learn about Jesus revealing the glory of God. Point kids to the beautiful life that comes from focusing on Him more than social media influencers.

ELEMENTARY GLOSSARY

Glory: magnificence, honor, high worth

Lord: God, One who has authority and power

Transfiguration: a change of form or appearance

*For more resources on this topic, check out: <https://pin.it/2eCEUs5IH>

Small Group ROADMAP

1

BELONG (10 MINUTES)

Goal: For kids to experience God's love through a welcoming community

CAN YOU MAKE IT EXTRAORDINARY?

SUPPLIES: Recycled items (e.g., toilet paper rolls, cardboard boxes, plastic bottles, cans, etc.), roll of masking tape (1 per 4 kids)

OR

PARTNER CHANGE

SUPPLIES: None

2

BELIEVE (10 MINUTES)

Goal: For kids to discover who God is by engaging with the Bible

VERSE SNOWBALL FIGHT

SUPPLIES: Bibles, teaching slide, printable pages, kid scissors (1 per kid)

OR

BRIGHT PENNIES

SUPPLIES: Bibles, dull pennies (1 per kid), salt, vinegar, bowls (1 per 4 kids), spoon (1 per 4 kids), paper towels

3



DISCIPLESHIP DISCUSSION (10 MINUTES)

Goal: To engage kids in faith conversations that help them navigate a broken world with biblical wisdom

4

BECOME (10 MINUTES)

Goal: For kids to learn to follow Jesus by applying faith to their lives

LISTEN!

SUPPLIES: Bibles, Take-Home page, writing supplies, printable pages, scissors, whiteboard, dry-erase markers, dry-eraser

OR

RESPONSE PRAYERS

SUPPLIES: Bibles, Take-Home page, writing supplies, printable pages, painter's tape

5



SMALL GROUP WRAP-UP (5 MINUTES)

SUPPLIES: Take-Home page, writing supplies



BRIGHT PENNIES

SUPPLIES:

Bibles, dull pennies (1 per kid), salt, vinegar, bowls (1 per 4 kids), spoon (1 per 4 kids), paper towels

PREP:

Pour ¼ cup vinegar into each bowl and mix in 1 teaspoon table salt. Stir well to dissolve the salt.

LEADER TIP: Don't use pennies that are too dirty or they may not clean in time.

INSTRUCTIONS:

1. *Divide kids into groups of four and pass out a bowl with the vinegar/salt solution, paper towels and a penny to everyone.*
2. **Discuss:** How do our pennies look? Pretty normal and ordinary right?
3. *Have everyone put their pennies into the bowl and leave them.*
4. **Say:** In today's Bible story, the disciples saw something amazing and awesome—they saw Jesus reveal God's glory!
5. **Discuss:** How did they respond?
6. **Discuss:** How would you have reacted if you were one of the disciples?
7. **Say:** Peter, James and John actually saw God's glory displayed in Jesus!
8. **Discuss:** What is God's glory?
9. **Say:** God's glory is His magnificence on display.
10. *Lead kids to find Hebrews 1:3, Colossians 1:15 and John 1:14 in their Bibles. Read them aloud together.*
11. **Discuss:** What do these verses tell us about Jesus?
12. **Discuss:** Why is it so important that Jesus was God?
13. *Have everyone remove their pennies from the solution. They should be bright, shiny and look new. Have everyone dry their pennies with a paper towel.*
14. **Discuss:** What do the pennies look like now? How are they different? How did you respond to the reaction?
15. **Say:** That was pretty amazing! Putting the pennies into the bowls revealed how bright and shiny they were underneath!

ACTIVITY WRAP-UP:

Jesus reveals God's glory and magnificence. By showing God's glory, Jesus showed He is fully God.



Discipleship DISCUSSION

HOW CAN I KNOW THIS IS TRUE?

Discuss: Have you ever seen something so powerful it made you stop and stare?

Say: The Transfiguration of Jesus is believed to have happened on Mount Tabor in Galilee. Early Christian pilgrims visited this mountain and marked it as the location of the event described in Mark and Luke. Archaeologists have found ruins of early churches on Mount Tabor, including a fourth-century Byzantine church and a later Crusader church. Today, the Church of the Transfiguration stands there, built over these ruins. Inside are mosaics that show Jesus shining in glory, just as the Gospels describe. These findings show that believers remembered the Transfiguration as a real event at a real place.

Read Luke 9:35 directly from the Bible: *And a voice came out of the cloud, saying, 'This is My Son, my Chosen One; listen to Him!'*

BUT WHAT ABOUT ... SOCIAL MEDIA?

Discuss: How many hours a day would you say you are on social media such as YouTube?

Discuss: What are some types of things you focus on when you look at social media?

Discuss: What do you think God has to say about that?

Say: Social media by itself is not a bad thing, but it can be a challenge when we let social media change what we focus on. For example, if everything you see on social media involves people who speak sarcastically or are mean to each other, your brain and body might start copying that behavior. If you watch a lot of videos about toys or money or things you may want, you may believe that owning things will make you happy instead of knowing Jesus. Social media can make us very self-centered instead of focused on God's awesomeness. Hebrews 12:2 reminds us: *Look to Jesus, the founder and perfecter of our faith.*



LISTEN!

SUPPLIES:

Bibles, Take-Home page, writing supplies, printable pages, scissors, whiteboard, dry-erase markers, dry-eraser

PREP:

Print the Take-Home page (1 per kid). Print the printable pages and cut them out. Keep the discussion page with you.

ADAPTATION FOR DIFFERENT LEARNERS: Allow for added space and time for kids struggling with mobility. If you know a kid struggles with writing, let them see the card while they are writing.

INSTRUCTIONS:

1. **Discuss:** What did God say to the disciples in today's Bible story?
2. **Say:** God said that Jesus was God's Son and to listen to Him.
3. **Say:** Let's run a relay! I will divide you into two teams. We will see which team can write a word on the whiteboard the fastest. I will choose one person on your team to tell each person what letter to write. When it's your turn, you will listen to the letter, run and write it on the board. The first team to write the whole word wins!
4. *Divide the kids into teams, choose one kid from each team to say the letters and give them the first card (Believe).*
5. *Start the relay and cheer the kids on! Help as needed.*
6. *Declare a winner.*
7. *Lead the kids in the Believe section of the discussion page.*
8. *You will run the relay three times. Erase the whiteboard for each round. Between each round lead the kids in the discussion listed on the printable page.*
9. **Discuss:** How can you personally respond to the truth that Jesus is God?

ACTIVITY WRAP-UP:

Today we learned Jesus reveals God's glory. As we learn truths about God, we can respond to Him. We can tell Him our feelings, we can pray, or we can decide to do something or change something.

Lead kids to use the "Me Question" box on their Take-Home pages to choose a prompt and draw/write their response. Allow kids to volunteer to share their response.



Wrap-Up

CHOOSE YOUR Challenge

Say: We want to respond to God and remember what He has taught us today. We also want to use what He's taught us during the coming week. As we become more like Jesus, our lives change!

Read the challenges from the Take-Home page aloud. Ask kids to mark which one they want to choose for this week.

SUPPLIES:

Take-Home page, writing supplies

PREP:

Print the Take-Home page (1 per kid).



PRAYER

Jesus, You are amazing! You show the glory of God, but most importantly, You are God's Son. You have the power to save us from our sins and help us grow to be more like You. Thank You for Your love! Amen.



SAY GOODBYE!

Tell kids goodbye and thank them for being a part of your group.

As kids wait to be picked up, encourage them to complete the activities on the back of the Take-Home page. As kids work, ask relationship-building questions, such as, "What are you looking forward to this week?" or "What do you do for fun?"

As parents arrive at pickup, look for opportunities to connect with them, pointing out the Take-Home page their kid is bringing home.

Extra Time?

- Work on Books of the Bible
- Work on Memory Verse
 - ERASE A WORD: Write on a white board, erasing one word at a time after the class repeats the verse out loud to you.
 - BEAN BAG: Have children toss a bean bag to each other and when they catch the bean bag they say the next word in the verse
 - POPCORN: Have children sit in a circle and jump up in turn and say the next word of the verse, sitting down quickly after saying their word
 - HAND MOTIONS: Either you or the kids make up hand motions to key words or phrases of the verse. Practice and then have a competition between boys and girls.

Greet parents at the door. Make sure you match their security tag with Attendance Book. Have them initial Attendance Book (their security tag and child's nametag can be given to Welcome Desk for nametag ball.)

Hand each parent:

- Any craft/activity page


BEFORE YOU LEAVE:

After 10:00 Services:

- Erase whiteboard.
- Place Prayer Journal and Curriculum book in supply tub.
- Return Prayer Sheet, KidMin Team Member Report (if needed) and Attendance Book to Welcome Desk

After 11:45 Services:

- Erase whiteboard.
- Make sure chairs are stacked (kids can do this)
- Turn off TV by:
 - Close PowerPoint
 - Power off computer
 - Turn off TV
- Put everything away – all tables should be completely empty
- Place Prayer Journal and Curriculum book in supply tub.
- Return Prayer Sheet, KidMin Team Member Report (if needed) and Attendance Book to Welcome Desk
- Take supply tub to Resource Room



MARY AND MARTHA

BIBLE PASSAGE: Luke 10:38–42

FOCUS VERSES: Jeremiah 31:3b; John 15:5; James 4:8a;
Psalm 145:18

Summary: Martha welcomed Jesus into her home. While Mary sat at Jesus' feet, listening to His teachings, Martha became busy with chores. Martha became frustrated and asked Jesus to tell Mary to help her. Jesus told Martha that she was distracted by many things, but only one thing truly mattered—spending time with Him.



MONTHLY *Memory Verse*

So that at the name of Jesus every knee should bow...and every tongue confess that Jesus Christ is Lord, to the glory of God the Father.

(PHILIPPIANS 2:10–11)

BRITE *Idea*

**Jesus wants a relationship
with us.**

HE

WHY DOES JESUS CARE ABOUT PEOPLE?

People are created in God's image and are the reason Jesus came to defeat sin. He loves us and wants a personal relationship with each of us.

WE

HOW CAN WE GROW CLOSER TO JESUS?

We grow closer to Jesus by spending time with Him through prayer, reading His Word, and worship.

ME

HOW IS GOD INVITING ME TO RESPOND?

Kids will be given the opportunity to reflect on the truth they learned about God and respond accordingly.

Pray for each regular attendee by name. Pray for those who might visit your group for the first time. Pray specifically for kids who are typically overlooked by others. Pray that they would be made to feel special and valued. Also pray for kids who are typically doing the "overlooking." Ask God to show them other kids who need to feel valued. Pray that these kids would work to make others feel included and special.

Before Kids Arrive

- Go through your supply tub and make sure you have all the supplies you need for the morning. (we do sometimes make mistakes 😊)

Arrival

Kids will be with their parents for worship and be dismissed to meet you in the Bridge Kids Lobby. During the kids blessing, come to the Bridge Kids Lobby and get your Attendance Book.

Welcome kids and verify you have all kids listed in the book (and that all kids ARE listed in the book. Any kids not listed will need to be checked in by the Welcome Desk).

Big Group

When prompted, take your group to the Big Group Room. If any brought their Bibles, have them place their names on the slips of paper and place in the proper container.

Please sit with your few and help them be good listeners.

After Big Group

Welcome the kids to your group.

Ask: What was the best part of your week? What was the worst part of your week?

Ask: How did God use those experiences to grow you as a disciple of Jesus?

Ask: How can I pray for you (write them on the journal page).

Start With Prayer Requests – this builds relationship.

You will pray at the end of the service



Leader TRAINING

LEADER TRAINING TOPIC: INCLUDE A VARIETY OF ACTIVITIES

Every kid is different. Kids learn differently and have different interests. By varying your activities, you are more likely to reach each kid.

- **Get out of the chairs.** Activities that are quiet and still may feel easier to manage, but most kids need movement. Incorporate games, move to the floor for discussion or think of other creative ways to keep kids moving.
- **Vary learning styles.** Some kids learn best through movement, art, music or quiet reflection. Incorporate as many different ways of learning as you can. Brite offers a variety of options for small group activities, so be intentional when you choose your activities to appeal to multiple learning styles.
- **Ask good questions.** The questions in your Brite lessons are designed for discipleship more than just remembering details. Push kids to think. Adapt questions to make them relevant to your group. Keep discussions on point, but help kids connect with the truth you're teaching.

NAVIGATING A BROKEN WORLD: BUSYNESS

In a 2018 study,* 74 percent of US parents of kids under the age of 18 said that they sometimes feel too busy to enjoy life. Kids in your group are likely involved in a lot of things, which can be fun but also stressful and anxiety-inducing for both kids and parents. Signs of stressed-out kids can include sleepiness while in your group, short attention spans and short tempers. As leaders, we can grow frustrated with families' divided attention and potentially misaligned priorities, but it is important to refrain from expressing judgment or shame and rather to love kids while they are in front of us, focusing on helping them grow in their relationship with Jesus.

ELEMENTARY GLOSSARY

Lord: God, One who has authority and power

*For more resources on this topic, check out: <https://pin.it/10sBTdDqj>

Small Group ROADMAP

1

BELONG (10 MINUTES)

Goal: For kids to experience God's love through a welcoming community

MODEL YOUR WEEK

SUPPLIES: Modeling dough (1 handful per kid), timer

OR

THINK, PAIR, SHARE

SUPPLIES: None

2

BELIEVE (10 MINUTES)

Goal: For kids to discover who God is by engaging with the Bible

MISSING WORDS

SUPPLIES: Bibles, teaching slide, paper (1 per kid), writing supplies

OR

FAMILY FEUD

SUPPLIES: Bibles, printable page, bell, 2 pieces of paper, writing supplies

3



DISCIPLESHIP DISCUSSION (10 MINUTES)

Goal: To engage kids in faith conversations that help them navigate a broken world with biblical wisdom

4

BECOME (10 MINUTES)

Goal: For kids to learn to follow Jesus by applying faith to their lives

TIME FLIES

SUPPLIES: Bibles, Take-Home page, writing supplies, printable pages, scissors, 24 small bouncy balls, clear container

OR

LETTER TO JESUS

SUPPLIES: Bibles, Take-Home page, writing supplies, printable pages

5



SMALL GROUP WRAP-UP (5 MINUTES)

SUPPLIES: Take-Home page, writing supplies



MISSING WORDS

SUPPLIES:

Bibles, teaching slide, paper (1 per kid), writing supplies

PREP:

Print or show the Memory Verse teaching slide (Image 03).

LEADER TIP: Consider sourcing personal whiteboards that can be reused for different activities.

ADAPTATION FOR DIFFERENT LEARNERS: Pair kids who may struggle with this activity with a friend who can help or allow three kids to participate in a group.

INSTRUCTIONS:

1. *Lead kids to find Philippians 2:10–11 in their Bibles. Read it aloud together.*
2. **Discuss:** Why will everyone bow down to Jesus and say He is Lord?
3. **Discuss:** Who did the more important thing, Mary or Martha? Why?
4. **Discuss:** Does Jesus want a friendship with you? Why or why not?
5. **Discuss:** Why does Jesus care about people?
6. **Say:** People are created in God's image and are the reason Jesus came to defeat sin. He loves us and wants a personal relationship with each of us.
7. **Say:** Let's practice our verse! We will divide into pairs. Each partner will write the verse, leaving three blanks in the verse. Then you will switch papers and race your partner to see who can fill in the blanks and complete the verse first.
8. *Divide kids into pairs and pass out paper and writing supplies.*
9. *Have kids write the verse, leaving three blanks in the verse.*
10. *Have kids switch papers with the verse side down.*
11. *Start the game and cheer the kids on!*
12. *Play the game a few more times, increasing the number of blanks kids include.*

ACTIVITY WRAP-UP:

Jesus is Lord of all, and He wants a relationship with us! He created us, knows us and made a way for us to live with God forever!



Discipleship DISCUSSION

HOW CAN I KNOW THIS IS TRUE?

Discuss: Have you ever been so busy doing something that you forgot to stop and listen?

Say: The Bible says Jesus visited the home of Mary and Martha in Bethany, a village near Jerusalem. Archaeologists have identified the ancient site of Bethany—now called Al-Eizariya—and found first-century tombs, houses and pottery there. One home has been honored by early Christians for centuries as the place where Mary, Martha and their brother Lazarus lived. A church was built over it to remember Jesus' visit. These discoveries show that Bethany was a real village with real people, just as the Bible describes.

Read Luke 10:42 directly from the Bible: *But one thing is necessary. Mary has chosen the good portion, which will not be taken away from her.*

BUT WHAT ABOUT ... BUSYNESS?

Discuss: What are some things that keep you very busy?

Discuss: Do you think being overly busy is a good thing or a bad thing? Why?

Discuss: What do you think God says about that?

Say: Being busy can be fun, but it can also be stressful. Sometimes we get so busy doing so many things we just go from one thing to the next. We don't get to rest or even enjoy what we have been doing. Sometimes, our busyness distracts us from the most important thing—our relationship with Jesus. Sports, lessons, homework and friends are all great things and gifts from God. However, we should worship God through the things we do. We can end up worshiping our activities by putting all of our focus and hope in those things. In Luke 12:34, Jesus says: *For where your treasure is, there will your heart be also.* Let's focus our hearts on Him first, even if that means slowing down and saying no to the busyness.



LETTER TO JESUS

SUPPLIES:

Bibles, Take-Home page, writing supplies, printable pages

PREP:

Print the Take-Home page (1 per kid). Print the printable pages (1 prayer letter per kid).

ADAPTATION FOR DIFFERENT LEARNERS: You could hang the prompts around your area and have the kids move around the area, praying silently.

INSTRUCTIONS:

1. **Discuss:** In today's Bible story Martha was distracted by all the things that she had to do. What distracts you from spending time with Jesus?
2. **Say:** Jesus wants a relationship with us!
3. *Lead kids to find John 15:5 in their Bibles. Read it aloud together*
4. **Discuss:** What does this verse tell us about our relationship with Jesus?
5. **Discuss:** How can we grow closer to Jesus?
6. **Say:** We grow closer to Jesus by spending time with Him through prayer, reading His Word and worship. Let's talk to Jesus now by writing a letter to Him.
7. **Discuss:** If you wrote a letter to Jesus, what would you want to say or ask Him?
8. *Place the prayer prompts in the middle of your group.*
9. **Say:** If you aren't sure what to write, I have some prompts you can use to help you write your letter.
10. *Pass out the supplies and give kids time to write their prayers to Jesus.*
11. **Say:** What's amazing is that this isn't the only time or place that we can talk to Jesus about these things. We can talk to Jesus anytime!



ACTIVITY WRAP-UP:

Today we learned Jesus wants a relationship with us. As we learn truths about God, we can respond to Him. We can tell Him our feelings, we can pray, or we can decide to do something or change something.

Lead kids to use the "Me Question" box on their Take-Home pages to choose a prompt and draw/write their response. Allow kids to volunteer to share their responses.



Wrap-Up

CHOOSE YOUR Challenge

Say: We want to respond to God and remember what He has taught us today. We also want to use what He's taught us during the coming week. As we become more like Jesus, our lives change!

Read the challenges from the Take-Home page aloud. Ask kids to mark which one they want to choose for this week.

SUPPLIES:

Take-Home page, writing supplies

PREP:

Print the Take-Home page (1 per kid).



PRAYER

Jesus, thank You for Your love and care for us. We are so amazed and in awe that You love us and want a relationship with us. Amen.



SAY GOODBYE!

Tell kids goodbye and thank them for being a part of your group.

As kids wait to be picked up, encourage them to complete the activities on the back of the Take-Home page. As kids work, ask relationship-building questions, such as, "What are you looking forward to this week?" or "What do you do for fun?"

As parents arrive at pickup, look for opportunities to connect with them, pointing out the Take-Home page their kid is bringing home.

Extra Time?

- Work on Books of the Bible
- Work on Memory Verse
 - ERASE A WORD: Write on a white board, erasing one word at a time after the class repeats the verse out loud to you.
 - BEAN BAG: Have children toss a bean bag to each other and when they catch the bean bag they say the next word in the verse
 - POPCORN: Have children sit in a circle and jump up in turn and say the next word of the verse, sitting down quickly after saying their word
 - HAND MOTIONS: Either you or the kids make up hand motions to key words or phrases of the verse. Practice and then have a competition between boys and girls.

Greet parents at the door. Make sure you match their security tag with Attendance Book. Have them initial Attendance Book (their security tag and child's nametag can be given to Welcome Desk for nametag ball.)

Hand each parent:

- Any craft/activity page

BEFORE YOU LEAVE:

After 10:00 Services:

- Erase whiteboard.
- Place Prayer Journal and Curriculum book in supply tub.
- Return Prayer Sheet, KidMin Team Member Report (if needed) and Attendance Book to Welcome Desk

After 11:45 Services:

- Erase whiteboard.
- Make sure chairs are stacked (kids can do this)
- Turn off TV by:
 - Close PowerPoint
 - Power off computer
 - Turn off TV
- Put everything away – all tables should be completely empty
- Place Prayer Journal and Curriculum book in supply tub.
- Return Prayer Sheet, KidMin Team Member Report (if needed) and Attendance Book to Welcome Desk
- Take supply tub to Resource Room